



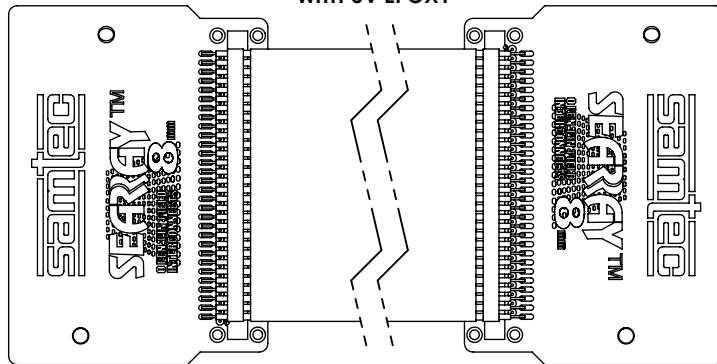
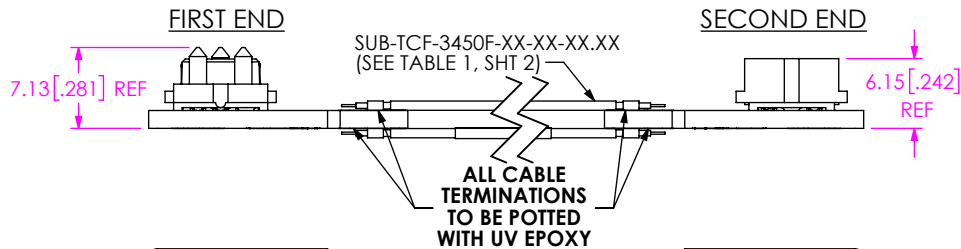
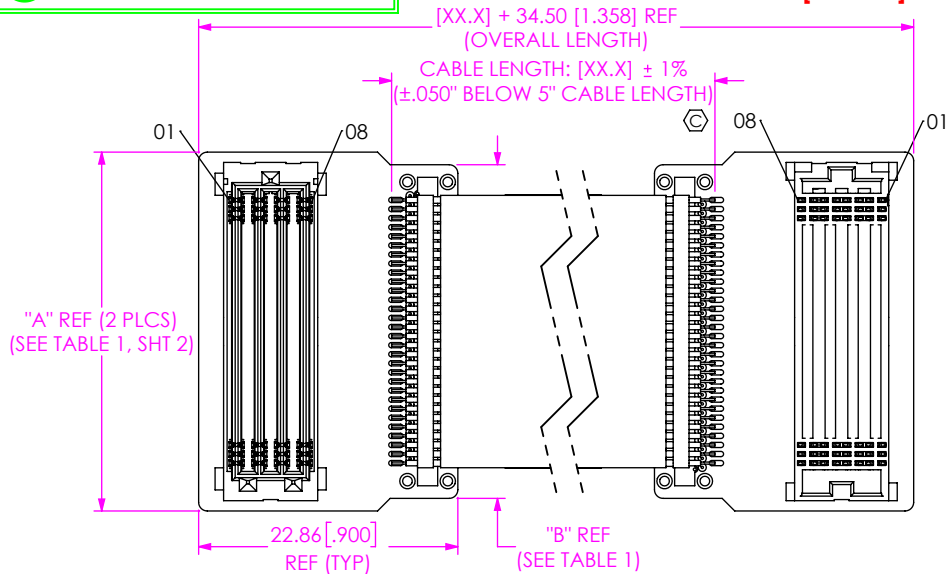
THE DATASHEET OF ESCA-20-08-02.0-2-2

www.win-source.net



0086-755-83957316

DO NOT SCALE FROM THIS PRINT



POSITIONS
-20, -30, **40, *50

ROWS
*-04, *-06, -08, -10

CABLE LENGTH
-XX.X (INCHES)
02.0(50.8MM) MIN
(SEE NOTE 7 & 8)

SECOND END
-1: SEAM8
-2: SEAM8 WITH SCREW DOWN OPTION IN PCB
-3: SEAF8
-4: SEAF8 WITH SCREW DOWN OPTION IN PCB

FIRST END
-1: SEAM8
-2: SEAM8 WITH SCREW DOWN OPTION IN PCB
-3: SEAF8
-4: SEAF8 WITH SCREW DOWN OPTION IN PCB

* = NOT TOOLED
** = ONLY AVAILABLE WITH -08 ROW, SEAM8 TO SEAF8, NO SCREW DOWN OPTION

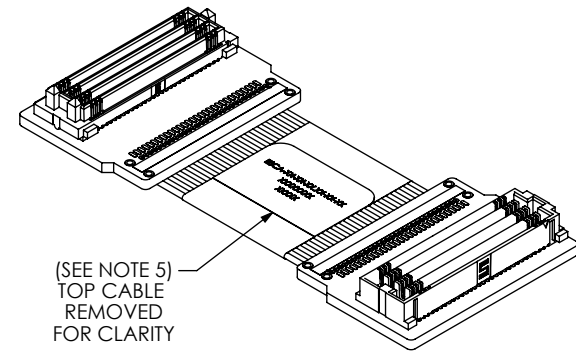


FIG 1
ESCA-30-08-XX.X-1-3 SHOWN

NOTES:

1. REPRESENTS A CRITICAL DIMENSION.
2. PARTS TO BE PROCESSED PER SAMTEC BOUNDARY DOCUMENT GUIDELINES.
3. ALL ASSEMBLIES TO BE 100% ELECTRICALLY TESTED.
4. ALL ASSEMBLIES TO BE 100% HI-POT TESTED AT 300V.
5. HDRL-11 TO BE CENTERED ON CABLE AS SHOWN. LABEL TO CONTAIN:
LINE 1 - PART NUMBER "ESCA-XX-XX-XX.X-X-X"
LINE 2 - SHOP ORDER NUMBER "XXXXXX"
LINE 3 - DATE CODE "XXXXX"
6. FOR SUB-ASSEMBLY AND FINISHED GOOD PACKAGING REQUIREMENTS, REFERENCE PACKAGING STANDARD CO-HD-WI-3033-M.
7. SUB-TCF LENGTH IS EQUAL TO ESCA LENGTH.
8. CABLE LENGTHS GREATER THAN 40.00 INCHES ARE NOT SUPPORTED BY SI TEST DATA.
9. IF BOTH ENDS ARE AN SEAM8 OPTION OR IF BOTH ENDS ARE AN SEAF8 OPTION, THE CONNECTORS WILL BE ON OPPOSITE SIDES OF THE BOARD (SEE SHT 2, FIG 3 FOR EXAMPLE, TABLE 3 FOR ALL APPLICABLE COMBINATIONS).
10. PIN MAPPING IS 1:1 FOR ALL OPTIONS.
11. ALL GROUND POSITIONS ARE COMMON AND TIED TO CABLE SHIELD.
12. REFER TO PREP-SPEC DOCUMENT FOR CABLE PREP DIMENSIONS. ASSEMBLY USES STANDARD PCB PREP.

UNLESS OTHERWISE SPECIFIED, DIMENSIONS ARE IN MILLIMETERS.

TOLERANCES ARE:

DECIMALS	ANGLES
X.X: ±0.3 [.01]	2°
X.XX: ±0.13 [.005]	
X.XXX: ±0.051 [.0020]	

PROPRIETARY NOTE

THIS DOCUMENT CONTAINS CONFIDENTIAL AND PROPRIETARY INFORMATION AND ALL DESIGN, MANUFACTURING, REPRODUCTION, USE, PATENT RIGHTS AND SALES RIGHTS ARE EXPRESSLY RESERVED BY SAMTEC, INC. THIS DOCUMENT SHALL NOT BE DISCLOSED, IN WHOLE OR PART, TO ANY UNAUTHORIZED PERSON OR ENTITY NOR REPRODUCED, TRANSFERRED OR INCORPORATED IN ANY OTHER PROJECT IN ANY MANNER WITHOUT THE EXPRESS WRITTEN CONSENT OF SAMTEC, INC.

MATERIAL: DO NOT SCALE DRAWING SHEET SCALE: 3:2

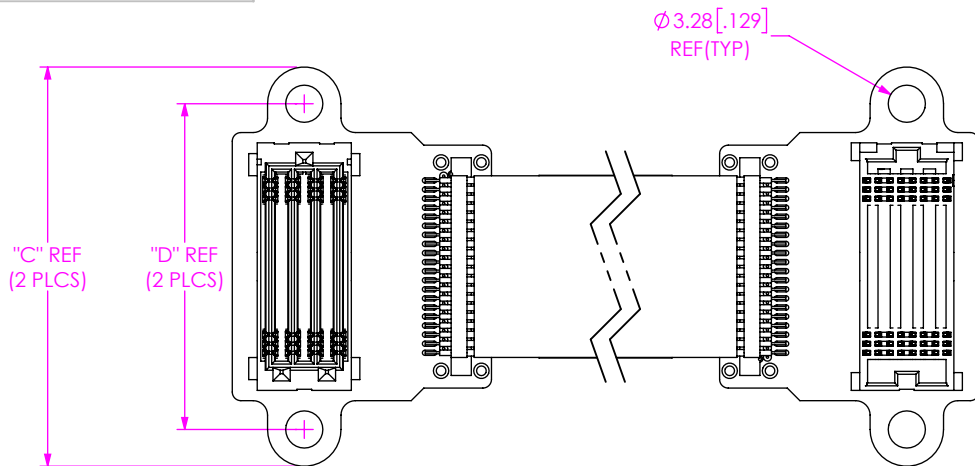
PLATING: -S GOLD: 30µ" CONTACT

520 PARK EAST BLVD, NEW ALBANY, IN 47150
PHONE: 812-944-6733 FAX: 812-948-5047
e-Mail info@SAMTEC.com code 5332

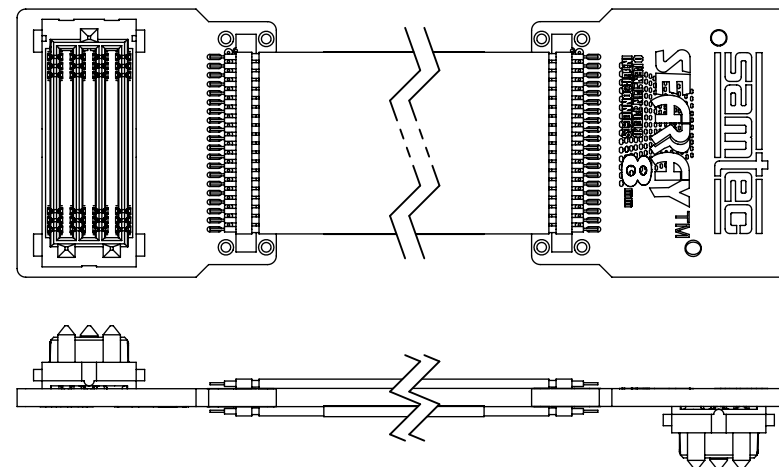
DESCRIPTION:
0.80MM SEARAY COAX ARRAY CABLE ASSEMBLY

DWG. NO.
ESCA-XX-XX-XX.X-X-X

BY: JESSIE W 12/24/2013 SHEET 1 OF 6



PART NUMBER	"C"	"D"
ESCA-20-08-XX.X-2-4	35.20 [1.386]	28.73 [1.131]
ESCA-20-10-XX.X-2-4	35.20 [1.386]	28.73 [1.131]
ESCA-30-08-XX.X-2-4	43.20 [1.701]	36.73 [1.446]
ESCA-30-10-XX.X-2-4	43.20 [1.701]	36.73 [1.446]
ESCA-40-08-XX.X-2-4	50.41 [1.985]	43.94 [1.730]



-2 BOARDS WILL SHOW -2 TEXT ON PCB

FIG 3
ESCA-20-08-XX.X-1-1 SHOWN
(DIFFERENT AS SHOWN, OTHERWISE SAME AS FIG 1)
SEAM8 CABLES ARE FLIPPED AS SHOWN
(SEE NOTE 9)

PART NUMBER	FIRST END	SECOND END
ESCA-XX-XX-XX.X-3-3	SUB-ESCA-XX-XX-F-1	SUB-ESCA-XX-XX-F-2
ESCA-XX-XX-XX.X-3-1	SUB-ESCA-XX-XX-F-1	SUB-ESCA-XX-XX-M-1
ESCA-XX-XX-XX.X-1-3	SUB-ESCA-XX-XX-M-1	SUB-ESCA-XX-XX-F-1
ESCA-XX-XX-XX.X-1-1	SUB-ESCA-XX-XX-M-1	SUB-ESCA-XX-XX-M-2
ESCA-XX-XX-XX.X-4-4	SUB-ESCA-XX-XX-FS-1	SUB-ESCA-XX-XX-FS-2
ESCA-XX-XX-XX.X-4-2	SUB-ESCA-XX-XX-FS-1	SUB-ESCA-XX-XX-MS-1
ESCA-XX-XX-XX.X-2-4	SUB-ESCA-XX-XX-MS-1	SUB-ESCA-XX-XX-FS-1
ESCA-XX-XX-XX.X-2-2	SUB-ESCA-XX-XX-MS-1	SUB-ESCA-XX-XX-MS-2
ESCA-XX-XX-XX.X-4-3	SUB-ESCA-XX-XX-FS-1	SUB-ESCA-XX-XX-F-2
ESCA-XX-XX-XX.X-4-1	SUB-ESCA-XX-XX-FS-1	SUB-ESCA-XX-XX-M-1
ESCA-XX-XX-XX.X-2-3	SUB-ESCA-XX-XX-MS-1	SUB-ESCA-XX-XX-F-1
ESCA-XX-XX-XX.X-2-1	SUB-ESCA-XX-XX-MS-1	SUB-ESCA-XX-XX-M-2
ESCA-XX-XX-XX.X-3-4	SUB-ESCA-XX-XX-F-1	SUB-ESCA-XX-XX-FS-2
ESCA-XX-XX-XX.X-3-2	SUB-ESCA-XX-XX-F-1	SUB-ESCA-XX-XX-MS-1
ESCA-XX-XX-XX.X-1-4	SUB-ESCA-XX-XX-M-1	SUB-ESCA-XX-XX-FS-1
ESCA-XX-XX-XX.X-1-2	SUB-ESCA-XX-XX-M-1	SUB-ESCA-XX-XX-MS-2

PART NUMBER	"A"	"B"	SUB-TCF-3450F-01-XX-XX-XX-XX	QTY OF SUB-TCF
ESCA-20-08-XX.X-1-1	22.86 [0.900]	20.32 [0.800]	SUB-TCF-3450F-20-01-XX-XX	2
ESCA-20-10-XX.X-1-1	22.86 [0.900]	24.33 [0.958]	SUB-TCF-3450F-25-01-XX-XX	2
ESCA-30-08-XX.X-1-1	30.86 [1.215]	28.32 [1.115]	SUB-TCF-3450F-30-01-XX-XX	2
ESCA-30-10-XX.X-1-1	30.86 [1.215]	38.70 [1.524]	SUB-TCF-3450F-20-01-XX-XX	4
ESCA-40-08-XX.X-X-X	38.86 [1.530]	38.86 [1.530]	SUB-TCF-3450F-20-01-XX-XX	4

PROPRIETARY NOTE
THIS DOCUMENT CONTAINS CONFIDENTIAL AND PROPRIETARY INFORMATION AND ALL DESIGN, MANUFACTURING, REPRODUCTION, USE, PATENT RIGHTS AND SALES RIGHTS ARE EXPRESSLY RESERVED BY SAMTEC, INC. THIS DOCUMENT SHALL NOT BE DISCLOSED, IN WHOLE OR PART, TO ANY UNAUTHORIZED PERSON OR ENTITY NOR REPRODUCED, TRANSFERRED OR INCORPORATED IN ANY OTHER PROJECT IN ANY MANNER WITHOUT THE EXPRESS WRITTEN CONSENT OF SAMTEC, INC.

DO NOT SCALE DRAWING
SHEET SCALE: 1:1



520 PARK EAST BLVD, NEW ALBANY, IN 47150
PHONE: 812-944-6733 FAX: 812-948-5047
e-Mail info@SAMTEC.com code 55322

DESCRIPTION:
0.80MM SEARAY COAX ARRAY CABLE ASSEMBLY

DWG. NO.
ESCA-XX-XX-XX.X-X-X

BY: JESSIE W 12/24/2013 SHEET 2 OF 6

FIRST AND SECOND END ORIENTATION

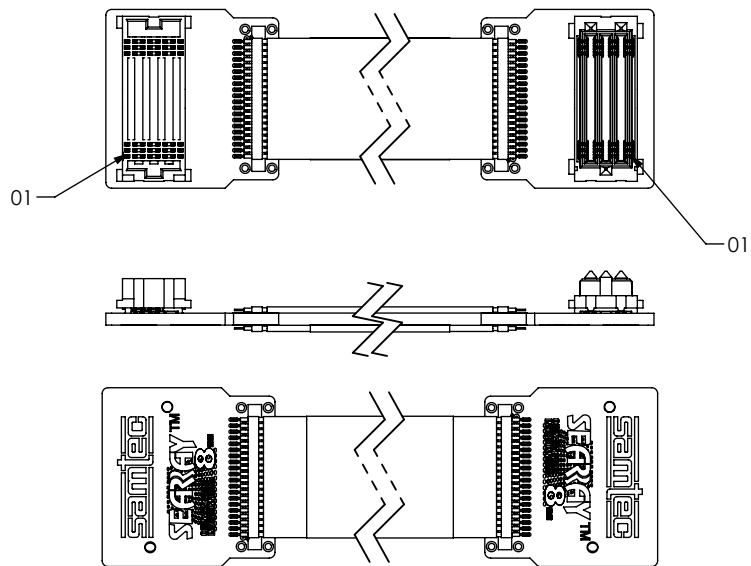


FIG 4
ESCA-20-08-XX.X-3-1 SHOWN
(DIFFERENT AS SHOWN, OTHERWISE SAME AS FIG 1)

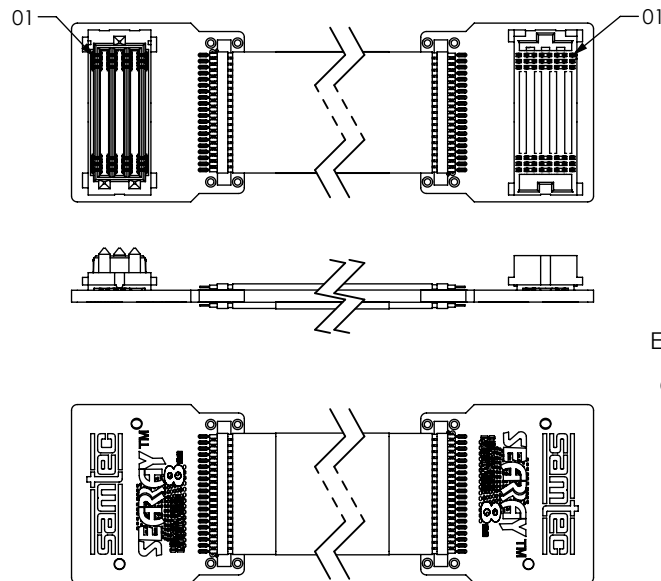


FIG 6
ESCA-20-08-XX.X-1-3 SHOWN
(DIFFERENT AS SHOWN,
OTHERWISE SAME AS FIG 1)

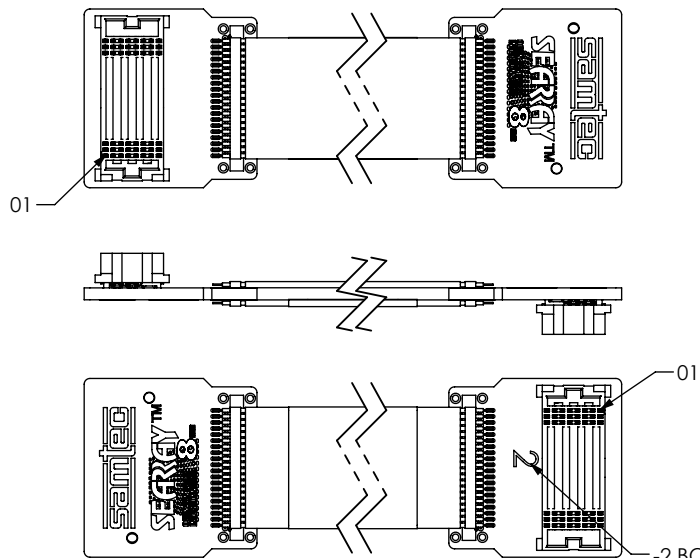


FIG 5
ESCA-20-08-XX.X-3-3 SHOWN
(DIFFERENT AS SHOWN, OTHERWISE SAME AS FIG 1)
SEAF8 CABLES ARE FLIPPED AS SHOWN
(SEE NOTE 9)

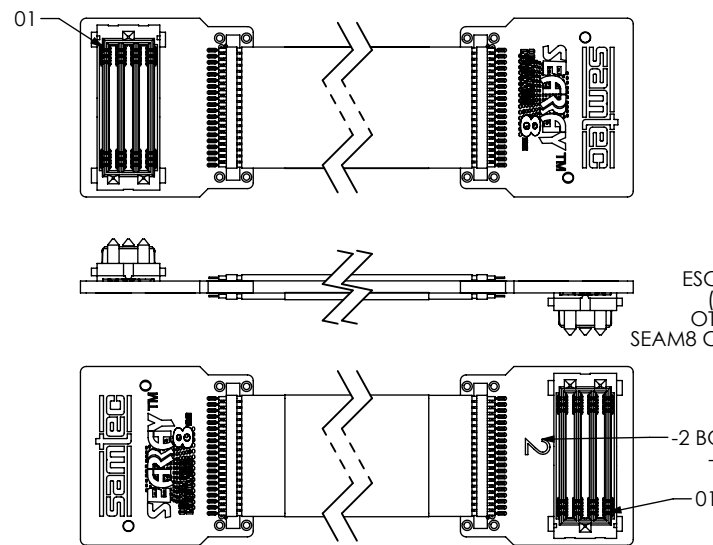


FIG 7
ESCA-20-08-XX.X-1-1 SHOWN
(DIFFERENT AS SHOWN,
OTHERWISE SAME AS FIG 1)
SEAM8 CABLES ARE FLIPPED AS SHOWN
(SEE NOTE 9)

-2 BOARDS WILL SHOW
-2 TEXT ON PCB

-2 BOARDS WILL SHOW
-2 TEXT ON PCB

PROPRIETARY NOTE
THIS DOCUMENT CONTAINS CONFIDENTIAL AND PROPRIETARY INFORMATION AND ALL DESIGN, MANUFACTURING, REPRODUCTION, USE, PATENT RIGHTS AND SALES RIGHTS ARE EXPRESSLY RESERVED BY SAMTEC, INC. THIS DOCUMENT SHALL NOT BE DISCLOSED, IN WHOLE OR PART, TO ANY UNAUTHORIZED PERSON OR ENTITY NOR REPRODUCED, TRANSFERRED OR INCORPORATED IN ANY OTHER PROJECT IN ANY MANNER WITHOUT THE EXPRESS WRITTEN CONSENT OF SAMTEC, INC.



520 PARK EAST BLVD, NEW ALBANY, IN 47150
PHONE: 812-944-6733 FAX: 812-948-5047
e-Mail info@SAMTEC.com code 55322

DO NOT SCALE DRAWING

SHEET SCALE: 2:1

DESCRIPTION:
0.80MM SEARAY COAX ARRAY CABLE ASSEMBLY

DWG. NO.
ESCA-XX-XX-XX.X-X-X

BY: JESSIE W 12/24/2013 SHEET 3 OF 6

ESCA-20-08-XX.X-X-X SIGNAL MAPPING								
FIRST END	1	2	3	4	5	6	7	8
	GND	GND	GND	GND	GND	GND	GND	GND
SECOND END	1	2	3	4	5	6	7	8
FIRST END	9	10	11	12	13	14	15	16
	GND	SIG	GND	SIG	GND	SIG	GND	SIG
SECOND END	9	10	11	12	13	14	15	16
FIRST END	17	18	19	20	21	22	23	24
	GND	GND	GND	GND	GND	GND	GND	GND
SECOND END	17	18	19	20	21	22	23	24
FIRST END
	GND	SIG	GND	SIG	GND	SIG	GND	SIG
SECOND END
FIRST END
	GND	GND	GND	GND	GND	GND	GND	GND
SECOND END
FIRST END	137	138	139	140	141	142	143	144
	GND	SIG	GND	SIG	GND	SIG	GND	SIG
SECOND END	137	138	139	140	141	142	143	144
FIRST END	145	146	147	148	149	150	151	152
	GND	GND	GND	GND	GND	GND	GND	GND
SECOND END	145	146	147	148	149	150	151	152
FIRST END	153	154	155	156	157	158	159	160
	GND	SIG	GND	SIG	GND	SIG	GND	SIG
SECOND END	153	154	155	156	157	158	159	160

ESCA-20-10-XX.X-X-X SIGNAL MAPPING										
FIRST END	1	2	3	4	5	6	7	8	9	10
	GND	GND	GND	GND	GND	GND	GND	GND	GND	GND
SECOND END	1	2	3	4	5	6	7	8	9	10
FIRST END	11	12	13	14	15	16	17	18	19	20
	GND	SIG	GND	SIG	GND	SIG	GND	SIG	GND	SIG
SECOND END	11	12	13	14	15	16	17	18	19	20
FIRST END	21	22	23	24	25	26	27	28	29	30
	GND	GND	GND	GND	GND	GND	GND	GND	GND	GND
SECOND END	21	22	23	24	25	26	27	28	29	30
FIRST END
	GND	SIG	GND	SIG	GND	SIG	GND	SIG	GND	SIG
SECOND END
FIRST END
	GND	GND	GND	GND	GND	GND	GND	GND	GND	GND
SECOND END
FIRST END	171	172	173	174	175	176	177	178	179	180
	GND	SIG	GND	SIG	GND	SIG	GND	SIG	GND	SIG
SECOND END	171	172	173	174	175	176	177	178	179	180
FIRST END	181	182	183	184	185	186	187	188	189	190
	GND	GND	GND	GND	GND	GND	GND	GND	GND	GND
SECOND END	181	182	183	184	185	186	187	188	189	190
FIRST END	191	192	193	194	195	196	197	198	199	200
	GND	SIG	GND	SIG	GND	SIG	GND	SIG	GND	SIG
SECOND END	191	192	193	194	195	196	197	198	199	200

PROPRIETARY NOTE
 THIS DOCUMENT CONTAINS CONFIDENTIAL AND PROPRIETARY INFORMATION AND ALL DESIGN, MANUFACTURING, REPRODUCTION, USE, PATENT RIGHTS AND SALES RIGHTS ARE EXPRESSLY RESERVED BY SAMTEC, INC. THIS DOCUMENT SHALL NOT BE DISCLOSED, IN WHOLE OR PART, TO ANY UNAUTHORIZED PERSON OR ENTITY NOR REPRODUCED, TRANSFERRED OR INCORPORATED IN ANY OTHER PROJECT IN ANY MANNER WITHOUT THE EXPRESS WRITTEN CONSENT OF SAMTEC, INC.

DO NOT SCALE DRAWING

SHEET SCALE: 1:1



520 PARK EAST BLVD, NEW ALBANY, IN 47150
 PHONE: 812-944-6733 FAX: 812-948-5047
 e-Mail info@SAMTEC.com code 55322

DESCRIPTION:
 0.80MM SEARAY COAX ARRAY CABLE ASSEMBLY

DWG. NO.
ESCA-XX-XX-XX.X-X-X

BY: JESSIE W 12/24/2013 SHEET 4 OF 6

ESCA-30-08-XX-X-X SIGNAL MAPPING								
FIRST END	1	2	3	4	5	6	7	8
	GND	GND	GND	GND	GND	GND	GND	GND
SECOND END	1	2	3	4	5	6	7	8
FIRST END	9	10	11	12	13	14	15	16
	GND	SIG	GND	SIG	GND	SIG	GND	SIG
SECOND END	9	10	11	12	13	14	15	16
FIRST END	17	18	19	20	21	22	23	24
	GND	GND	GND	GND	GND	GND	GND	GND
SECOND END	17	18	19	20	21	22	23	24
FIRST END
	GND	SIG	GND	SIG	GND	SIG	GND	SIG
SECOND END
FIRST END
	GND	GND	GND	GND	GND	GND	GND	GND
SECOND END
FIRST END	217	218	219	220	221	222	223	224
	GND	SIG	GND	SIG	GND	SIG	GND	SIG
SECOND END	217	218	219	220	221	222	223	224
FIRST END	225	226	227	228	229	230	231	232
	GND	GND	GND	GND	GND	GND	GND	GND
SECOND END	225	226	227	228	229	230	231	232
FIRST END	233	234	235	236	237	238	239	240
	GND	SIG	GND	SIG	GND	SIG	GND	SIG
SECOND END	233	234	235	236	237	238	239	240

ESCA-30-10-XX-X-X SIGNAL MAPPING										
FIRST END	1	2	3	4	5	6	7	8	9	10
	GND	GND	GND	GND	GND	GND	GND	GND	GND	GND
SECOND END	1	2	3	4	5	6	7	8	9	10
FIRST END	11	12	13	14	15	16	17	18	19	20
	GND	SIG	GND	SIG	GND	SIG	GND	SIG	GND	SIG
SECOND END	11	12	13	14	15	16	17	18	19	20
FIRST END	21	22	23	24	25	26	27	28	29	30
	GND	GND	GND	GND	GND	GND	GND	GND	GND	GND
SECOND END	21	22	23	24	25	26	27	28	29	30
FIRST END
	GND	SIG	GND	SIG	GND	SIG	GND	SIG	GND	SIG
SECOND END
FIRST END
	GND	GND	GND	GND	GND	GND	GND	GND	GND	GND
SECOND END
FIRST END	271	272	273	274	275	276	277	278	279	280
	GND	SIG	GND	SIG	GND	SIG	GND	SIG	GND	SIG
SECOND END	271	272	273	274	275	276	277	278	279	280
FIRST END	281	282	283	284	285	286	287	288	289	290
	GND	GND	GND	GND	GND	GND	GND	GND	GND	GND
SECOND END	281	282	283	284	285	286	287	288	289	290
FIRST END	291	292	293	294	295	296	297	298	299	300
	GND	SIG	GND	SIG	GND	SIG	GND	SIG	GND	SIG
SECOND END	291	292	293	294	295	296	297	298	299	300

PROPRIETARY NOTE
 THIS DOCUMENT CONTAINS CONFIDENTIAL AND PROPRIETARY INFORMATION AND ALL DESIGN, MANUFACTURING, REPRODUCTION, USE, PATENT RIGHTS AND SALES RIGHTS ARE EXPRESSLY RESERVED BY SAMTEC, INC. THIS DOCUMENT SHALL NOT BE DISCLOSED, IN WHOLE OR PART, TO ANY UNAUTHORIZED PERSON OR ENTITY NOR REPRODUCED, TRANSFERRED OR INCORPORATED IN ANY OTHER PROJECT IN ANY MANNER WITHOUT THE EXPRESS WRITTEN CONSENT OF SAMTEC, INC.

DO NOT SCALE DRAWING

SHEET SCALE: 1:1



520 PARK EAST BLVD, NEW ALBANY, IN 47150
 PHONE: 812-944-6733 FAX: 812-948-5047
 e-Mail info@SAMTEC.com code 55322

DESCRIPTION:
 0.80MM SEARAY COAX ARRAY CABLE ASSEMBLY

DWG. NO.
ESCA-XX-XX-XX.X-X-X

BY: JESSIE W 12/24/2013 SHEET 5 OF 6

ESCA-40-08-XX.X-X-X SIGNAL MAPPING								
FIRST END	1	2	3	4	5	6	7	8
	GND	GND	GND	GND	GND	GND	GND	GND
SECOND END	1	2	3	4	5	6	7	8
FIRST END	9	10	11	12	13	14	15	16
	GND	SIG	GND	SIG	GND	SIG	GND	SIG
SECOND END	9	10	11	12	13	14	15	16
FIRST END	17	18	19	20	21	22	23	24
	GND	GND	GND	GND	GND	GND	GND	GND
SECOND END	17	18	19	20	21	22	23	24
FIRST END
	GND	SIG	GND	SIG	GND	SIG	GND	SIG
SECOND END
FIRST END
	GND	GND	GND	GND	GND	GND	GND	GND
SECOND END
FIRST END	297	298	299	300	301	302	303	304
	GND	SIG	GND	SIG	GND	SIG	GND	SIG
SECOND END	297	298	299	300	301	302	303	304
FIRST END	305	306	307	308	309	310	311	312
	GND	GND	GND	GND	GND	GND	GND	GND
SECOND END	305	306	307	308	309	310	311	312
FIRST END	313	314	315	316	317	318	319	320
	GND	SIG	GND	SIG	GND	SIG	GND	SIG
SECOND END	313	314	315	316	317	318	319	320

PROPRIETARY NOTE
 THIS DOCUMENT CONTAINS CONFIDENTIAL AND PROPRIETARY INFORMATION AND ALL DESIGN, MANUFACTURING, REPRODUCTION, USE, PATENT RIGHTS AND SALES RIGHTS ARE EXPRESSLY RESERVED BY SAMTEC, INC. THIS DOCUMENT SHALL NOT BE DISCLOSED, IN WHOLE OR PART, TO ANY UNAUTHORIZED PERSON OR ENTITY NOR REPRODUCED, TRANSFERRED OR INCORPORATED IN ANY OTHER PROJECT IN ANY MANNER WITHOUT THE EXPRESS WRITTEN CONSENT OF SAMTEC, INC.



520 PARK EAST BLVD., NEW ALBANY, IN 47150
 PHONE: 812-944-6733 FAX: 812-948-5047
 e-Mail info@SAMTEC.com code 55322

DO NOT SCALE DRAWING

SHEET SCALE: 1:1

DESCRIPTION:
 0.80MM SEARAY COAX ARRAY CABLE ASSEMBLY

DWG. NO.
ESCA-XX-XX-XX.X-X-X

BY: JESSIE W 12/24/2013 SHEET 6 OF 6

Looking for pricing, stock, or lifecycle information?

Click below to explore more details on WIN SOURCE:

 [View ESCA-20-08-02.0-2-2 on WIN SOURCE](#)

 [Samtec Inc. Information](#)

Optimize Your Supply Chain with WIN SOURCE Solutions

-  Global Sourcing Solution
-  Obsolete Management
-  Cost Control Management
-  Shortage Management
-  Alternative Solution
-  Excess Inventory Management