




**THE DATASHEET OF  
FTSH-110-02-L-DH**



# THROUGH-HOLE MICRO HEADER

(1.27 mm) .050" PITCH • FTSH SERIES



## FTSH

**Board Mates:**  
CLP, FLE

**Cable Mates:**  
FFSD, FFTP

### SPECIFICATIONS

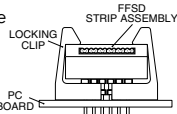
**Insulator Material:**  
Black Liquid Crystal Polymer  
**Terminal Material:**  
Phosphor Bronze  
**Plating:**  
Sn or Au over 50 μ" (1.27 μm) Ni  
**Current Rating (FTSH/CLP):**  
3.4 A per pin  
(2 pins powered)  
**Operating Temp Range:**  
-55 °C to +125 °C

### PROCESSING

**Lead-Free Solderable:**  
Yes

### LOCKING CLIP

For single mating cycle with the FFSD. Specify -LC after tail option. Lead Style -01 and 10 pins/row minimum. 5-9 pins/row not available in combination with keying shroud (-K).



FTSH	1	NO. PINS PER ROW	LEAD STYLE	PLATING OPTION	D	OPTION	TAIL OPTION	OTHER OPTIONS
------	---	------------------	------------	----------------	---	--------	-------------	---------------

02 thru 50

Specify LEAD STYLE from chart

**-F**  
= Gold flash on post, Matte Tin on tail  
**-L**  
= 10 μ" (0.25 μm) Gold on post, Matte Tin on tail

Leave blank for Right-angle  
**-"XXX"**  
= Polarized Position (Specify position of omitted pin) (Not available with -EX options)

Leave blank for straight tail  
**-RA**  
= Right-angle

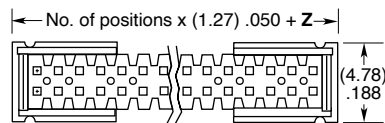
**-ES**  
= End Shroud (Style -02 & -03) 9 pins/row minimum

**-EP**  
= End Shroud with Guide Post (Style -02 & -03) 9 pins/row minimum

**-EL**  
= End Shroud with Board Lock (Style -02 & -03) 9 pins/row minimum

**-EJ**  
= Ejector Shroud (Style -01 only) 10 pins/row minimum 25 pins/row maximum -RA not available

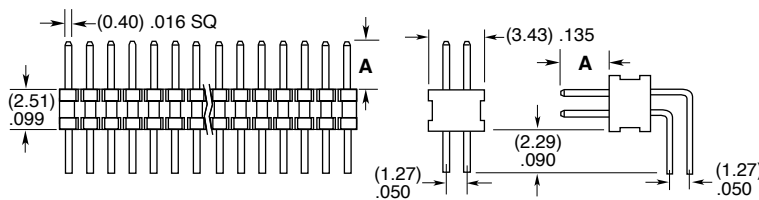
**-K**  
= Keying Shroud for mating with FFSD (Style -01 only, 05 thru 25 pins/row only. 13, 17, 20 & 25 only with -EJ option)



**-EX OPTION SHOWN**



OPTION	Z
-ES	(1.55) .061
-EJ	(15.77) .621
-EP	(5.87) .231
-EL	((6.53) .257



LEAD STYLE	A	MATES WITH
-01	(3.05) .120	FFSD
-02	(1.91) .075	FLE
-03	(1.65) .065	CLP-D
-04	(3.81) .150	N/A

### ALSO AVAILABLE

MOQ Required

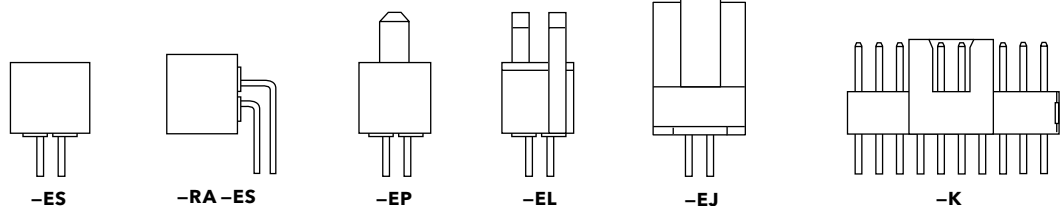
Molded Pick & Place pads  
Other platings



**Notes:**  
Severe Environment Testing qualified; aligns with MIL-DTL-55302. Visit samtec.com/set



Some sizes, styles and options are non-standard, non-returnable.

See SFM/TFM for positive alignment feature.



## Looking for pricing, stock, or lifecycle information?

Click below to explore more details on WIN SOURCE:

-  [View FTSH-110-02-L-DH on WIN SOURCE](#)
-  [Samtec Inc. Information](#)

## Optimize Your Supply Chain with WIN SOURCE Solutions

-  Global Sourcing Solution
-  Obsolete Management
-  Cost Control Management
-  Shortage Management
-  Alternative Solution
-  Excess Inventory Management