



**THE DATASHEET OF
PT12117SL**





Features

- Low cost, high quality
- Excellent temperature stability
- High currents
- E12 series 100 μ H to 33mH
- Open construction
- RoHS compliant*



Models in this series marked with an asterisk (*) are obsolete and not recommended for new designs.

PT121 Series - Radial High Q Inductors

Electrical Specifications (@ 25 °C)

Part Number	Inductance(1) mH ± 10 %	Q (ref.)	Measure frequency Q and Inductance kHz	Self Resonant frequency MHz min. (2)	DCR Ω (max.)	Rated I DC mA (max.)
* PT12110SL	0.10	80	796.0	5.30	2.0	200
* PT12111SL	0.12	80	796.0	4.50	2.0	200
* PT12112SL	0.15	80	796.0	3.80	2.0	200
* PT12113SL	0.18	80	796.0	3.30	3.0	200
* PT12114SL	0.22	80	796.0	2.90	3.0	200
* PT12115SL	0.27	80	796.0	2.60	3.0	200
* PT12116SL	0.33	80	796.0	2.30	4.0	200
* PT12117SL	0.39	80	796.0	2.10	4.0	200
* PT12118SL	0.47	80	796.0	1.90	4.0	200
* PT12119SL	0.56	80	796.0	1.70	4.0	200
* PT12120SL	0.60	80	796.0	1.60	4.0	200
* PT12121SL	1.00	90	252.0	1.30	6.0	150
* PT12123SL	1.20	90	252.0	1.20	9.0	150
* PT12124SL	1.50	90	252.0	1.10	9.0	150
* PT12125SL	1.80	90	252.0	1.00	9.0	100
* PT12126SL	2.20	90	252.0	0.90	13.0	100
* PT12127SL	2.70	90	252.0	0.80	13.0	100
* PT12128SL	3.30	90	252.0	0.70	13.0	100
* PT12129SL	3.90	90	252.0	0.70	13.0	50
* PT12130SL	4.70	90	252.0	0.60	18.0	50
* PT12131SL	5.60	90	252.0	0.60	18.0	50
* PT12132SL	6.80	90	252.0	0.50	26.0	50
* PT12133SL	8.20	90	252.0	0.50	26.0	50
* PT12134SL	10.00	100	79.6	0.40	40.0	40
* PT12135SL	12.00	100	79.6	0.40	40.0	40
* PT12136SL	15.00	100	79.6	0.40	60.0	40
* PT12137SL	18.00	100	79.6	0.30	60.0	30
* PT12138SL	22.00	100	79.6	0.30	80.0	30
* PT12139SL	27.00	100	79.6	0.30	80.0	30
* PT12140SL	33.00	100	79.6	0.30	80.0	30

NOTES:

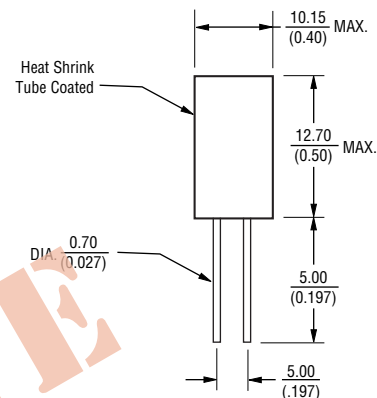
- (1) Version J: Inductance Value ± 5 % is also available. Please insert 'J' after 'S' in part number if Inductance Value ± 5 % is required (i.e. PT12110SJL).
- (2) Measurements are made at 25 °C using HP4277A LCZ Meter Self Resonant Frequency is for reference only.

General Specifications

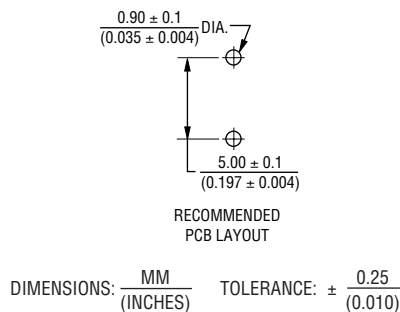
Terminal.....Cu/Sn
 Operating Temperature Range
-20 °C to +80 °C
 Storage Temperature Range
-25 °C to +85 °C

Full encapsulated units with Epoxy Resin are also available. Please consult factory for details.

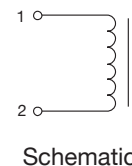
Product Dimensions



Recommended PCB Layout



Electrical Schematic



REV. 01/15

*RoHS Directive 2002/95/EC Jan. 27, 2003 including annex and RoHS Recast 2011/65/EU June 8, 2011.

Specifications are subject to change without notice.

The device characteristics and parameters in this data sheet can and do vary in different applications and actual device performance may vary over time. Users should verify actual device performance in their specific applications.

Looking for pricing, stock, or lifecycle information?

Click below to explore more details on WIN SOURCE:

- [View PT12117SL on WIN SOURCE](#)
- [Bourns Inc. Information](#)

Optimize Your Supply Chain with WIN SOURCE Solutions

- ✓ Global Sourcing Solution
- ✓ Obsolete Management
- ✓ Cost Control Management
- ✓ Shortage Management
- ✓ Alternative Solution
- ✓ Excess Inventory Management