



**THE DATASHEET OF  
CPFC74NP-PS03H2A25**

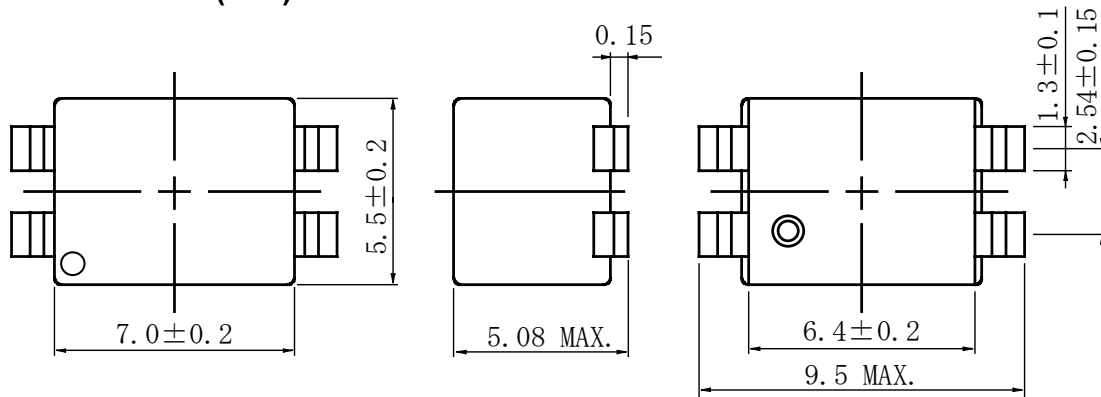


**Type: CPFC74**
**◆ Product Description**

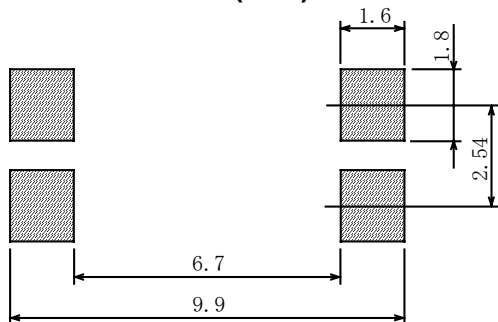
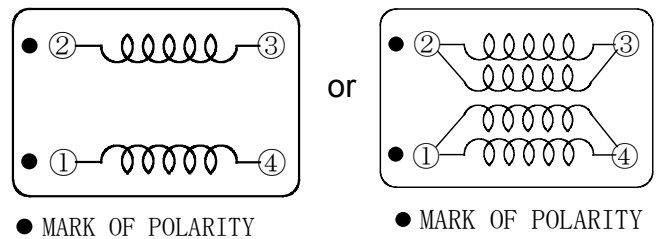
- 9.5×5.7mm Max.(L×W), 5.1mm Max. Height .

**◆ Feature**

- Ideally used in CAN BUS ,AV,OA equipment.
- RoHS Compliance


**◆ Dimensions (mm)**


\* Dimension does not include solder used on coil.

**◆ Land Pattern (mm)**

**◆ Schematics (Bottom)**

**◆ Specification (For CAN bus)**

Part Name.	Stamp	Impedance (Ω) (L1,L2 Parallel) (10~100MHz)	Insulation Resistance (MΩ)(Coil-Coil) (DC80V 1min)	Withstanding Voltage (coil-coil) (5sec)	D.C.R. (Ω) (1-2)at 20°C (3-4) short ※
CPFC74NP-CB1ØM4	C10M	1000 MIN.	100 MIN.	200V DC	0.6 MAX.
CPFC74NP-CBØ8M6	C08M	800 MIN.	100 MIN.	200V DC	0.5 MAX.

※ D.C.R. is measured by 2 lines as series because impedance will be deteriorated when D.C.R. is measured by 1 line.

**Type: CPFC74**
**◆ Specification (For Power supply)**

Part Name.	Stamp	Impedance (Ω) (L1,L2 Parallel)	Insulation Resistance (MΩ)(Coil-Coil) (DC100V 1min.)	Withstanding Voltage (Coil-Coil) (5sec)	D.C.R. (mΩ) (1-2)at 20°C (3-4) Short ※2	Rated Current (1-2)(A) (3-4) Short ※1
CPFC74NP-PS1ØH2A15	P15H	700 MIN. (100 MHz)	10 MIN.	D.C.125V	120	1.5
CPFC74NP-PSØ2H2A2Ø	P20H	200 MIN. (20~300MHz)	10 MIN.	D.C.125V	120	2.0
CPFC74NP-PSØ3H2A25	P25H	300 MIN. (160 MHz)	10 MIN.	D.C.125V	120	2.5
CPFC74NP-PSØ1H2A3Ø	P30H	100 MIN.	10 MIN.	D.C.125V	60	3.0

※1: Rated current: The DC current at which the temperature rise is  $\Delta t=40^{\circ}\text{C}$ .( $T_a=20^{\circ}\text{C}$ ).

※2: D.C.R is measured by 2 lines as series because impedance will be deteriorated when D.C.R. is measured by 1 line.

## Looking for pricing, stock, or lifecycle information?

Click below to explore more details on WIN SOURCE:

- ⊖ [View CPFC74NP-PS03H2A25 on WIN SOURCE](#)
- ⊖ [Sumida America Components Inc. Information](#)

## Optimize Your Supply Chain with WIN SOURCE Solutions

- ✓ Global Sourcing Solution
- ✓ Obsolete Management
- ✓ Cost Control Management
- ✓ Shortage Management
- ✓ Alternative Solution
- ✓ Excess Inventory Management