




**THE DATASHEET OF  
SS-117-TT-2**





SS-132-G-2



ESD-115-TT-05

(2.54 mm) .100"

SS, SD, ESD, ESS, HSS SERIES

# PRECISION MACHINED SOCKET STRIPS

**Mates with:**

TS, TD, HTS, BBS, BBD, BBL, BDL, BHS

**SPECIFICATIONS**

For complete specifications see [www.samtec.com?SS](http://www.samtec.com?SS), [www.samtec.com?ESS](http://www.samtec.com?ESS), [www.samtec.com?SD](http://www.samtec.com?SD), [www.samtec.com?ESD](http://www.samtec.com?ESD) or [www.samtec.com?HSS](http://www.samtec.com?HSS)

**Insulator Material:**  
SS, SD, ESS, ESD= Black G.F. Polyester  
HSS= Black Liquid Crystal Polymer

**Contact:**

BeCu

**Shell:**

Brass except Style 5A

Phosphor Bronze

**Plating:**

Au over 50 μ" (1.27 μm) Ni or Sn over 50 μ" (1.27 μm) Ni

**Operating Temp Range:**

-55 °C to +125 °C

**Lead Size Range:**

(0.38 mm to 0.56 mm)

.015" to .022" DIA

and most IC leads

**RoHS Compliant:**

Yes

**Lead-Free Solderable:**

SS, SD, ESS, ESD:

No, Lead Wave only

HSS: Yes

**RECOGNITIONS**

For complete scope of recognitions see [www.samtec.com/quality](http://www.samtec.com/quality)



FILE NO. E111594

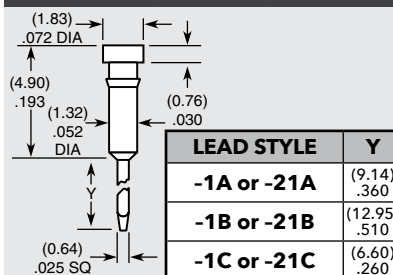
| TYPE STRIP                         | 1 | NO. PINS PER ROW   | PLATING OPTION   | LEAD STYLE   | OPTION   | OTHER OPTION         |
|------------------------------------|---|--|--|--|--|----------------------|
|                                    |   | 01 thru 32<br>=SS, ESS Series  | -S<br>= 10 μ" (0.25 μm) Gold contact, Tin shell (Styles 2 & 22 only) | -T<br>= 30 μ" (0.76 μm) Gold contact, Tin shell                        | -L = Locking Socket  | -N = Non Flush       |
|                                    |   | 01 thru 36<br>=HSS, SD & ESD Series  | -G<br>= 30 μ" (0.76 μm) Gold contact, 10 μ" (0.25 μm) Gold shell     | -TT<br>= Tin contact and shell (Styles 1, 2, 4, and 05 except LIF N/A) | <p>Add -L suffix for locking lead socket in end positions. Requires Style -2 or -22 and .035" ± .003 DIA board hole.</p> <p>Requires -T Plating Option</p> | <p>N/A Style -5A</p> |
| SS<br>= Standard Single Row Socket |   | HSS<br>= High Temp Single Row Socket   |  |  |  |                      |
|                                    |   | ESS<br>= Elevated Single Row Socket  |  |  |  |                      |
|                                    |   | <p>Styles -5A &amp; -05 socket heads not countersunk.</p>                          |  |  |  |                      |
|                                    |   | SD<br>= Standard Double Row Socket   |  |  |  |                      |
|                                    |   | ESD<br>= Elevated Double Row Socket  |  |  |  |                      |
|                                    |   | <p>Style -5A not available. Styles -5A &amp; -05 socket heads not countersunk.</p> |  |  |  |                      |

**ALSO AVAILABLE (MOQ Required)**

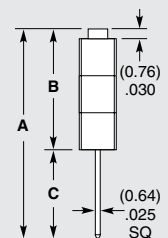
- Locking lead option on ESS and ESD series

LIF= Low Insertion Force

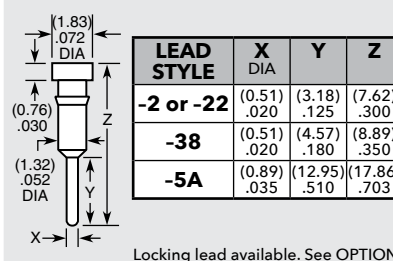
**-1A, -1B OR -1C**  
For LIF specify -21A, -21B or -21C (SS, HSS, SD)



**-03, -04, -05**  
For LIF specify -23 (ESS, ESD)



**-2, -22\*, -5A, or -38\***  
\*For LIF specify -22 or -38 (SS, HSS, SD)



Locking lead available. See OPTION.

**Note:** Some lengths, styles and options are non-standard, non-returnable.

## Looking for pricing, stock, or lifecycle information?

Click below to explore more details on WIN SOURCE:

 [View SS-117-TT-2 on WIN SOURCE](#)

 [Samtec Inc. Information](#)

## Optimize Your Supply Chain with WIN SOURCE Solutions

-  Global Sourcing Solution
-  Obsolete Management
-  Cost Control Management
-  Shortage Management
-  Alternative Solution
-  Excess Inventory Management