



**THE DATASHEET OF
CMP2010-FX-1004ELF**





Features

- Thick film technology
- Power rating up to 1.5 watts @ 70 °C
- High power surge withstanding
- RoHS compliant*
- Halogen free**

Applications

- Power supplies
- Digital meters
- Consumer electronics
- LED lighting
- Industry control boards

CMP Series High Power Anti-Surge Chip Resistors

Electrical Characteristics

Characteristic	Model				
	CMP0603	CMP0805	CMP1206	CMP2010	CMP2512
Power Rating @ 70 °C	0.25 W	0.5 W	0.75 W	1 W	1.5 W
Operating Temperature Range	-55 °C to +155 °C				
Derated to Zero Load at	+155 °C				
Maximum Working Voltage	75 V	200 V	250 V	200 V	300 V
Maximum Overload Voltage	125 V	300 V	500 V	400 V	600 V
Resistance Tolerance	±1 %, ±5 %				
Temperature Coefficient 10 Ω to 1 MΩ (±1 %, E24 & E96 Series)	±100 ppm/°C	±100 ppm/°C	±100 ppm/°C	±100 ppm/°C	±100 ppm/°C
10 Ω to 1 MΩ (±5 %, E24 Series)	±200 ppm/°C	±200 ppm/°C	±200 ppm/°C	±200 ppm/°C	±200 ppm/°C

Note: Solder pad and trace size should be evaluated and board surface temperature should not exceed +105 °C when applying full rated power.

Additional Information

Click these links for more information:



BOURNS®

Asia-Pacific: Tel: +886-2 2562-4117 • Email: asiacus@bourns.com

EMEA: Tel: +36 88 885 877 • Email: eurocus@bourns.com

The Americas: Tel: +1-951 781-5500 • Email: americus@bourns.com

www.bourns.com



WARNING Cancer and Reproductive Harm - www.P65Warnings.ca.gov

* RoHS Directive 2015/863, Mar 31, 2015 and Annex.

** Bourns considers a product to be "halogen free" if (a) the Bromine (Br) content is 900 ppm or less; (b) the Chlorine (Cl) content is 900 ppm or less; and (c) the total Bromine (Br) and Chlorine (Cl) content is 1500 ppm or less.

Specifications are subject to change without notice.

Users should verify actual device performance in their specific applications.

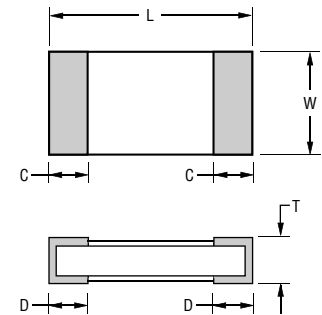
The products described herein and this document are subject to specific legal disclaimers as set forth on the last page of this document, and at www.bourns.com/docs/legal/disclaimer.pdf.

CMP Series High Power Anti-Surge Chip Resistors

BOURNS®

Product Dimensions

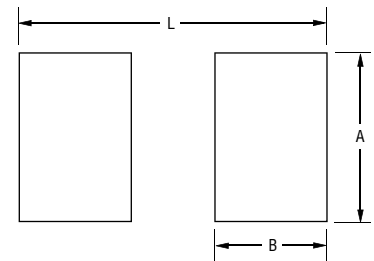
Model	L	W	C	D	T
CMP0603	$\frac{1.60 \pm 0.10}{(.063 \pm .004)}$	$\frac{0.80 \pm 0.10}{(.031 \pm .004)}$	$\frac{0.30 \pm 0.20}{(.012 \pm .008)}$	$\frac{0.30 \pm 0.20}{(.012 \pm .008)}$	$\frac{0.45 \pm 0.10}{(.018 \pm .004)}$
CMP0805	$\frac{2.00 \pm 0.10}{(.079 \pm .004)}$	$\frac{1.25 \pm 0.10}{(.049 \pm .004)}$	$\frac{0.40 \pm 0.20}{(.016 \pm .008)}$	$\frac{0.40 \pm 0.20}{(.016 \pm .008)}$	$\frac{0.50 \pm 0.10}{(.020 \pm .004)}$
CMP1206	$\frac{3.10 \pm 0.10}{(.122 \pm .004)}$	$\frac{1.60 \pm 0.10}{(.063 \pm .004)}$	$\frac{0.50 \pm 0.25}{(.020 \pm .010)}$	$\frac{0.50 \pm 0.25}{(.020 \pm .010)}$	$\frac{0.55 \pm 0.10}{(.022 \pm .004)}$
CMP2010	$\frac{5.00 \pm 0.20}{(.197 \pm .008)}$	$\frac{2.50 \pm 0.20}{(.098 \pm .008)}$	$\frac{0.65 \pm 0.25}{(.026 \pm .010)}$	$\frac{0.60 \pm 0.25}{(.023 \pm .010)}$	$\frac{0.60 \pm 0.10}{(.024 \pm .004)}$
CMP2512	$\frac{6.40 \pm 0.20}{(.252 \pm .008)}$	$\frac{3.10 \pm 0.20}{(.122 \pm .008)}$	$\frac{0.60 \pm 0.25}{(.024 \pm .010)}$	$\frac{1.80 \pm 0.25}{(.071 \pm .010)}$	$\frac{0.60 \pm 0.15}{(.024 \pm .006)}$



DIMENSIONS: $\frac{\text{MM}}{(\text{INCHES})}$

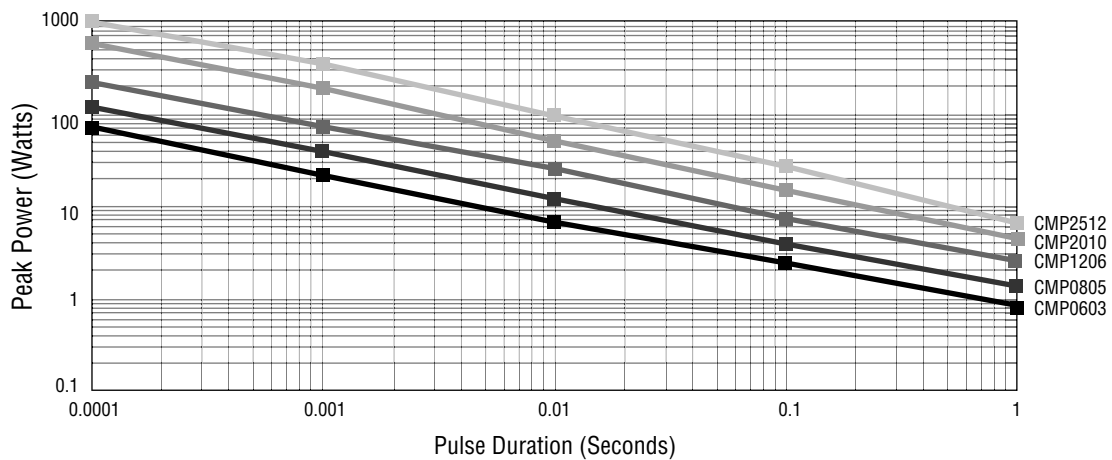
Recommended Solder Pad Layout

Model	A	B	L
CMP0603	$\frac{0.90}{(.035)}$	$\frac{1.00}{(.039)}$	$\frac{3.00}{(.118)}$
CMP0805	$\frac{1.30}{(.051)}$	$\frac{1.15}{(.045)}$	$\frac{3.50}{(.138)}$
CMP1206	$\frac{1.80}{(.071)}$	$\frac{1.30}{(.051)}$	$\frac{4.70}{(.185)}$
CMP2010	$\frac{3.00}{(.118)}$	$\frac{1.50}{(.059)}$	$\frac{6.80}{(.268)}$
CMP2512	$\frac{3.70}{(.146)}$	$\frac{2.45}{(.096)}$	$\frac{7.60}{(.299)}$



DIMENSIONS: $\frac{\text{MM}}{(\text{INCHES})}$

Surge Performance



Specifications are subject to change without notice.

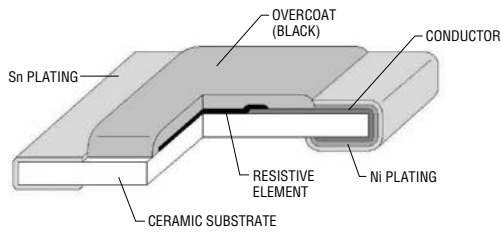
Users should verify actual device performance in their specific applications.

The products described herein and this document are subject to specific legal disclaimers as set forth on the last page of this document, and at www.bourns.com/docs/legal/disclaimer.pdf.

CMP Series High Power Anti-Surge Chip Resistors



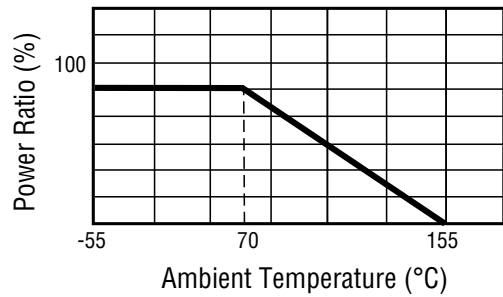
Construction



Environmental Characteristics

Moisture Sensitivity Level..... 1

Derating Curve



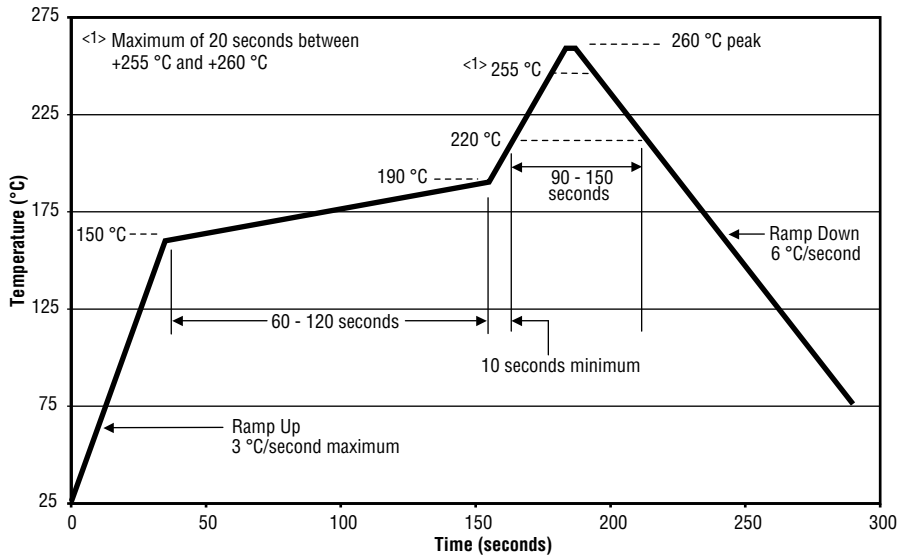
Rated Voltage

The rated voltage is calculated by the following formula:

$$V = \sqrt{P \times R}$$

V: Rated Voltage (V)
P: Rated Power (W)
R: Resistance Value (Ω)

Soldering Profile



CMP Series High Power Anti-Surge Chip Resistors

BOURNS®

How to Order

CMP 0603 - F X - 1002 E LF

Model _____
 CMP = High Power Anti-Surge Resistor

Size _____
 0603 = 0603 Size
 0805 = 0805 Size
 1206 = 1206 Size
 2010 = 2010 Size
 2512 = 2512 Size

Resistance Tolerance _____
 F = ±1 %
 J = ±5 %

TCR (See Electrical Characteristics chart) _____
 W = ±200 PPM/°C
 X = ±100 PPM/°C

Resistance Value _____
1 % Tolerance:
 <100 Ω....."R" represents decimal point (example: 24R3 = 24.3 Ω)
 ≥100 Ω.....First three digits are significant, fourth digit represents number of zeros to follow
 (example: 8252 = 82.5K Ω)

5 % Tolerance:
 ≥10 Ω.....First two digits are significant, third digit represents number of zeros to follow
 (example: 474 = 470K Ω)

Packaging _____
 E = 5,000 pieces on 180 mm (7 inch) plastic reel, paper tape - CMP0603, CMP0805, CMP1206
 4,000 pieces on 180 mm (7 inch) reel, plastic tape - CMP2010, CMP2512

Termination _____
 LF = Tin-plated (RoHS Compliant)

Performance Characteristics

Test	Procedure (IEC 60115-1)	Test Limits ΔR
Short Time Overload	5 times rated power for 5 seconds	1 % Tolerance: ≤ ± (1 % + 0.05 Ω) 5 % Tolerance ≤ ± (2 % + 0.05 Ω)
Temperature Cycling	Repeat 5 cycles as follows: -55 °C (30 min.) --> 25 °C (2-3 min.)--> 155 °C (30 min.) --> 25 °C (2~3 min.)	1 % Tolerance ≤ ± (0.5 % + 0.05 Ω) 5 % Tolerance ≤ ± (1 % + 0.05 Ω)
Load Life	1.5 hours at rated voltage followed by a pause of 0.5 hour at 70 ± 2 °C; Cycle repeated for 1000 hours	1 % Tolerance ≤ ± (1 % + 0.05 Ω) 5 % Tolerance ≤ ± (3 % + 0.05 Ω)
Load Life with Humidity	40 ± 2 °C with 90~95 % relative humidity; DC rated voltage for 1.5 hours "ON", 0.5 hour "OFF"; Cycle repeated for 1000 hours	1 % Tolerance ≤ ± (1 % + 0.05 Ω) 5 % Tolerance ≤ ± (3 % + 0.05 Ω)
Resistance to Solder Heat	260 ± 5 °C for 10 ± 1 seconds	1 % Tolerance ≤ ± (0.5 % + 0.05 Ω) 5 % Tolerance ≤ ± (1 %) + 0.05 Ω
Solderability	After immersing flux, dip in 245 ± 2 °C molten solder bath for 3 ± 0.5 seconds	At least 95 % of termination must be covered with solder..
Board Flex	Bending 2 mm	1 % Tolerance ≤ ± (0.5 % + 0.05 Ω) 5 % Tolerance ≤ ± (1 % + 0.05 Ω)

Specifications are subject to change without notice.

Users should verify actual device performance in their specific applications.

The products described herein and this document are subject to specific legal disclaimers as set forth on the last page of this document, and at www.bourns.com/docs/legal/disclaimer.pdf.

CMP Series High Power Anti-Surge Chip Resistors

BOURNS®

Typical Part Marking

±5 % (E24): CMP0603, CMP0805, CMP1206, CMP2010, CMP2512



Resistance value is expressed by 3 digits. The first two digits represent the significant figures of the nominal resistance value in ohms; the third digit represents the exponent for a base of 10.

Example: **301** = $30 \times 10^1 = 300$ ohms

±1 % (E24/E96): CMP0805, CMP1206, CMP2010, CMP2512



Resistance value is expressed by 4 digits. The first three digits represent the significant figures of the nominal resistance value in ohms; the third digit represents the exponent for a base of 10.

Example: **1542** = $154 \times 10^2 = 15.4K$ ohms

±1 % (E24): CMP0603



Resistance value is expressed by 3 digits. The first two digits represent the significant figures of the nominal resistance value in ohms; the third digit represents the exponent for a base of 10.

Example: **222** = $22 \times 10^2 = 2.2K$ ohms

±1 % (E96): CMP0603



Resistance value is expressed by 2 digits followed by an alpha character multiplier. (Refer to marking table below.)

Example: **01B** = $100 \times 10^1 = 1K$ ohms

This table shows the first two digits for the three-digit E96 part marking scheme. The third character is a letter multiplier:

A= 10^0
 B= 10^1
 C= 10^2
 D= 10^3
 E= 10^4
 F= 10^5
 G= 10^6
 H= 10^7
 X= 10^{-1}
 Y= 10^{-2}
 Z= 10^{-3}

Code	R Value	Code	R Value	Code	R Value	Code	R Value	Code	R Value
01	100	21	162	41	261	61	422	81	681
02	102	22	165	42	267	62	432	82	698
03	105	23	169	43	274	63	442	83	715
04	107	24	174	44	280	64	453	84	732
05	110	25	178	45	287	65	464	85	750
06	113	26	182	46	294	66	475	86	768
07	115	27	187	47	301	67	487	87	787
08	118	28	191	48	309	68	499	88	806
09	121	29	196	49	316	69	511	89	825
10	124	30	200	50	324	70	523	90	845
11	127	31	205	51	332	71	536	91	866
12	130	32	210	52	340	72	549	92	887
13	133	33	215	53	348	73	562	93	909
14	137	34	221	54	357	74	576	94	931
15	140	35	226	55	365	75	590	95	953
16	143	36	232	56	374	76	604	96	976
17	147	37	237	57	383	77	619		
18	150	38	243	58	392	78	634		
19	154	39	249	59	402	79	649		
20	158	40	255	60	412	80	665		

Specifications are subject to change without notice.

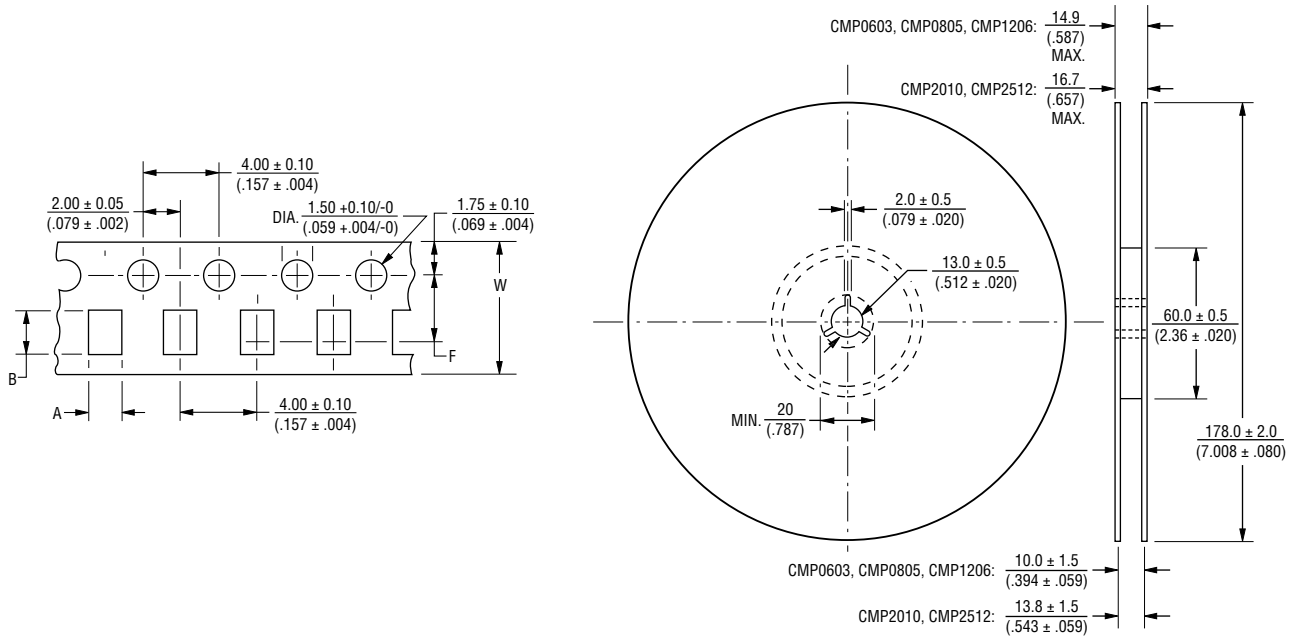
Users should verify actual device performance in their specific applications.

The products described herein and this document are subject to specific legal disclaimers as set forth on the last page of this document, and at www.bourns.com/docs/legal/disclaimer.pdf.

CMP Series High Power Anti-Surge Chip Resistors

BOURNS®

Packaging Dimensions (Conforms to EIA RS-481A)



Model	Tape Type	Pieces per Reel	A	B	W	F
CMP0603	Paper	5,000	1.10 ± 0.20 (.043 ± .008)	1.90 ± 0.20 (.075 ± .008)	8.00 ± 0.30 (.315 ± .012)	3.50 ± 0.05 (.138 ± .020)
CMP0805			1.65 ± 0.20 (.065 ± .008)	2.40 ± 0.20 (.094 ± .008)		
CMP1206			2.00 ± 0.20 (.079 ± .008)	3.60 ± 0.20 (.142 ± .008)		
CMP2010	Plastic	4,000	2.80 ± 0.20 (.110 ± .008)	5.50 ± 0.20 (.216 ± .008)	12.00 ± 0.30 (.472 ± .012)	5.50 ± 0.05 (.217 ± .020)
CMP2512			3.50 ± 0.20 (.138 ± .008)	6.70 ± 0.20 (.264 ± .008)		

DIMENSIONS: $\frac{\text{MM}}{\text{(INCHES)}}$

REV. 05/26/20

Specifications are subject to change without notice.

Users should verify actual device performance in their specific applications.

The products described herein and this document are subject to specific legal disclaimers as set forth on the last page of this document, and at www.bourns.com/docs/legal/disclaimer.pdf.

This legal disclaimer applies to purchasers and users of Bourns® products manufactured by or on behalf of Bourns, Inc. and its affiliates (collectively, “Bourns”).

Unless otherwise expressly indicated in writing, Bourns® products and data sheets relating thereto are subject to change without notice. Users should check for and obtain the latest relevant information and verify that such information is current and complete before placing orders for Bourns® products.

The characteristics and parameters of a Bourns® product set forth in its data sheet are based on laboratory conditions, and statements regarding the suitability of products for certain types of applications are based on Bourns’ knowledge of typical requirements in generic applications. The characteristics and parameters of a Bourns® product in a user application may vary from the data sheet characteristics and parameters due to (i) the combination of the Bourns® product with other components in the user’s application, or (ii) the environment of the user application itself. The characteristics and parameters of a Bourns® product also can and do vary in different applications and actual performance may vary over time. Users should always verify the actual performance of the Bourns® product in their specific devices and applications, and make their own independent judgments regarding the amount of additional test margin to design into their device or application to compensate for differences between laboratory and real world conditions.

Unless Bourns has explicitly designated an individual Bourns® product as meeting the requirements of a particular industry standard (e.g., ISO/TS 16949) or a particular qualification (e.g., UL listed or recognized), Bourns is not responsible for any failure of an individual Bourns® product to meet the requirements of such industry standard or particular qualification. Users of Bourns® products are responsible for ensuring compliance with safety-related requirements and standards applicable to their devices or applications.

Bourns® products are not recommended, authorized or intended for use in nuclear, lifesaving, life-critical or life-sustaining applications, nor in any other applications where failure or malfunction may result in personal injury, death, or severe property or environmental damage. Unless expressly and specifically approved in writing by two authorized Bourns representatives on a case-by-case basis, use of any Bourns® products in such unauthorized applications might not be safe and thus is at the user’s sole risk. Life-critical applications include devices identified by the U.S. Food and Drug Administration as Class III devices and generally equivalent classifications outside of the United States.

Bourns expressly identifies those Bourns® standard products that are suitable for use in automotive applications on such products’ data sheets in the section entitled “Applications.” Unless expressly and specifically approved in writing by two authorized Bourns representatives on a case-by-case basis, use of any other Bourns® standard products in an automotive application might not be safe and thus is not recommended, authorized or intended and is at the user’s sole risk. If Bourns expressly identifies a sub-category of automotive application in the data sheet for its standard products (such as infotainment or lighting), such identification means that Bourns has reviewed its standard product and has determined that if such Bourns® standard product is considered for potential use in automotive applications, it should only be used in such sub-category of automotive applications. Any reference to Bourns® standard product in the data sheet as compliant with the AEC-Q standard or “automotive grade” does not by itself mean that Bourns has approved such product for use in an automotive application.

Bourns® standard products are not tested to comply with United States Federal Aviation Administration standards generally or any other generally equivalent governmental organization standard applicable to products designed or manufactured for use in aircraft or space applications. Bourns expressly identifies Bourns® standard products that are suitable for use in aircraft or space applications on such products’ data sheets in the section entitled “Applications.” Unless expressly and specifically approved in writing by two authorized Bourns representatives on a case-by-case basis, use of any other Bourns® standard product in an aircraft or space application might not be safe and thus is not recommended, authorized or intended and is at the user’s sole risk.

The use and level of testing applicable to Bourns® custom products shall be negotiated on a case-by-case basis by Bourns and the user for which such Bourns® custom products are specially designed. Absent a written agreement between Bourns and the user regarding the use and level of such testing, the above provisions applicable to Bourns® standard products shall also apply to such Bourns® custom products.

Users shall not sell, transfer, export or re-export any Bourns® products or technology for use in activities which involve the design, development, production, use or stockpiling of nuclear, chemical or biological weapons or missiles, nor shall they use Bourns® products or technology in any facility which engages in activities relating to such devices. The foregoing restrictions apply to all uses and applications that violate national or international prohibitions, including embargos or international regulations. Further, Bourns® products and Bourns technology and technical data may not under any circumstance be exported or re-exported to countries subject to international sanctions or embargoes. Bourns® products may not, without prior authorization from Bourns and/or the U.S. Government, be resold, transferred, or re-exported to any party not eligible to receive U.S. commodities, software, and technical data.

To the maximum extent permitted by applicable law, Bourns disclaims (i) any and all liability for special, punitive, consequential, incidental or indirect damages or lost revenues or lost profits, and (ii) any and all implied warranties, including implied warranties of fitness for particular purpose, non-infringement and merchantability.

For your convenience, copies of this Legal Disclaimer Notice with German, Spanish, Japanese, Traditional Chinese and Simplified Chinese bilingual versions are available at:

Web Page: <http://www.bourns.com/legal/disclaimers-terms-and-policies>

PDF: <http://www.bourns.com/docs/Legal/disclaimer.pdf>

Looking for pricing, stock, or lifecycle information?

Click below to explore more details on WIN SOURCE:

- ⊖ [View CMP2010-FX-1004ELF on WIN SOURCE](#)
- ⊖ [Bourns Inc. Information](#)

Optimize Your Supply Chain with WIN SOURCE Solutions

- ✓ Global Sourcing Solution
- ✓ Obsolete Management
- ✓ Cost Control Management
- ✓ Shortage Management
- ✓ Alternative Solution
- ✓ Excess Inventory Management