



**THE DATASHEET OF
GSESLC24VD323S-2B**

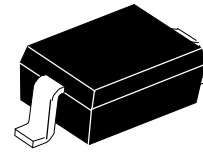


GSESLC_xVD323S-2B

Low Capacitance ESD Protection Diode

Features

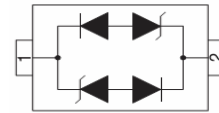
- 350W peak pulse power per line (tp=8/20μs)
- SOD-323 package
- Bidirectional configurations
- Protects one power or I/O line
- Low clamping voltage
- RoHS compliant
- Transient protection for data lines to IEC61000-4-2 (ESD) ±30KV(air), ±30KV(contact); IEC61000-4-4 (EFT) 40A (5/50ns) IEC61000-4-5 (surge): 9-20A (8/20us)



Package: SOD-323

Applications

- Ethernet- 10/100/1000 Base T
- Cellular phones
- Handheld- Wireless Systems
- PDAs
- USB Interface



Schematic Diagram

Absolute Maximum Ratings (T_A=25°C unless otherwise noted)

Rating	Symbols	Value	Units
Peak Pulse Power (T _P =8/20μS)	P _{PP}	350	W
Operating Temperature Range	T _J	-55 to +150	°C
Storage Temperature Range	T _{STG}	-55 to +150	°C

Electrical Characteristics (T_A=25°C unless otherwise specified)

Part Number	Marking	V _{RWM}	I _R @ V _{RWM}	Min Breakdown Voltage V _{BR} @1mA	Max Clamping Voltage V _C		Typ C _J
		V	uA		V	V	@0V,1MHz
					@I _P =1A	@I _{PP}	pF
GSESLC3V3D323S-2B	3B	3.3	1	4.0	7.0	19 @ 20A	1
GSESLC5VD323S-2B	5B	5	1	6.0	9.8	18.3 @ 17A	1
GSESLC8VD323S-2B	8B	8	1	8.5	13.4	26.8 @ 20A	1
GSESLC12VD323S-2B	AB	12	1	13.3	19.0	28.6 @ 11A	1
GSESLC15VD323S-2B	BB	15	1	16.7	24.0	40 @ 10A	1
GSESLC24VD323S-2B	CB	24	1	26.7	33.0	54 @ 9A	1

GSESLCxVD323S-2B

Low Capacitance ESD Protection Diode

Typical Characteristic Curves ($T_A=25^\circ\text{C}$ unless otherwise specified)

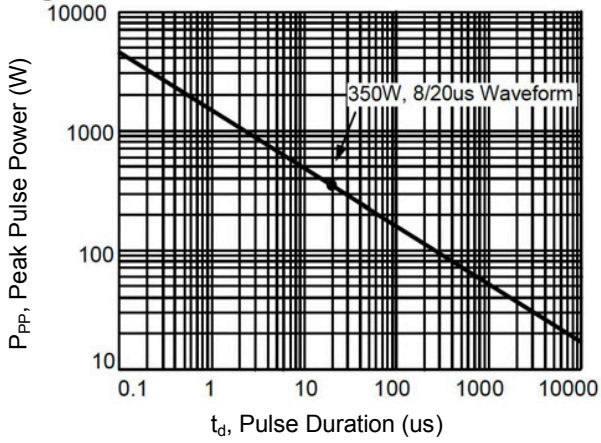


Figure 1. Peak Pulse Power vs. Pulse Time

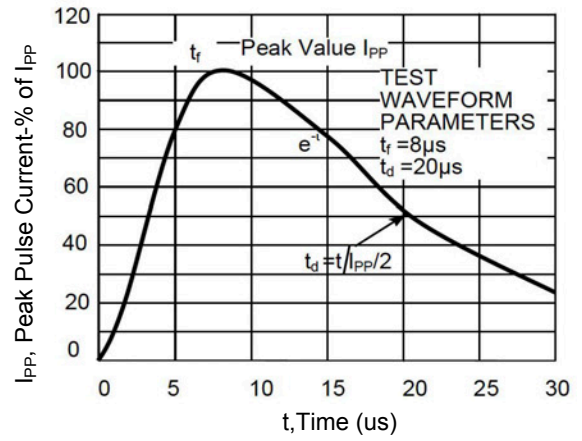
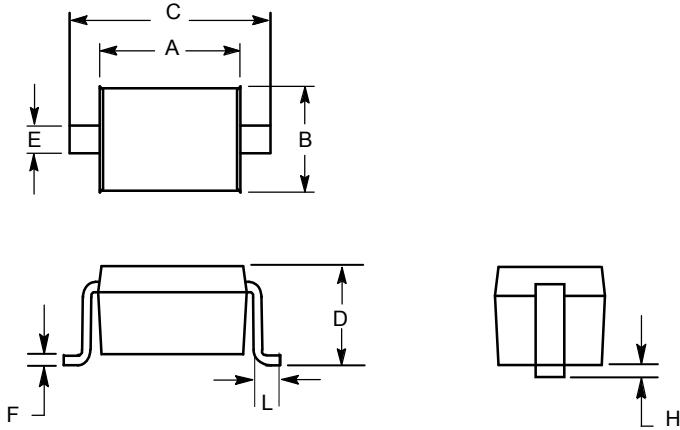


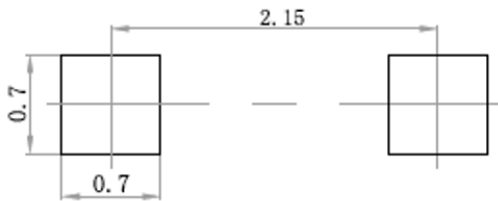
Figure 2. Pulse Waveform

Package Outline Dimensions (SOD-323)



Symbol	Dimensions In Millimeters		Dimensions In Inches	
	Min	Max	Min	Max
A	1.600	1.900	0.063	0.075
B	1.150	1.450	0.045	0.057
C	2.390	2.700	0.094	0.106
D	0.800	1.100	0.031	0.043
E	0.250	0.400	0.010	0.016
F	0.100	0.200	0.004	0.008
H	-	0.100	-	0.004
L	0.200	-	0.008	-

Recommended Pad Layout



Note:

1. Controlling dimension: in millimeters.
2. General tolerance: $\pm 0.05\text{mm}$.
3. The pad layout is for reference purposes only.

Order Information

Device	Package	Carrier	Quantity	HSF Status
GSESLCxVD323S-2B	SOD-323	Tape & Reel (7")	3,000pcs	RoHS Compliant

Looking for pricing, stock, or lifecycle information?

Click below to explore more details on WIN SOURCE:

- ⊖ [View GSESLC24VD323S-2B on WIN SOURCE](#)
- ⊖ [GOOD-ARK Electronics Information](#)

Optimize Your Supply Chain with WIN SOURCE Solutions

- ✓ Global Sourcing Solution
- ✓ Obsolete Management
- ✓ Cost Control Management
- ✓ Shortage Management
- ✓ Alternative Solution
- ✓ Excess Inventory Management