





**THE DATASHEET OF  
FWS-10-01-T-S**





SW-10-04-T-S-350-150

HFWS-06-02-T-S-RA



FWS-06-01-T-S

(5.08 mm) .200"

FWS, HFWS, SW SERIES

# POWER TERMINAL STRIP

**FWS, HFWS Mates with:**  
PSS, HPF

**SW Mates with:**  
PSS, HPF

## SPECIFICATIONS

For complete specifications see [www.samtec.com?FWS](http://www.samtec.com?FWS)  
[www.samtec.com?HFWS](http://www.samtec.com?HFWS) or  
[www.samtec.com?SW](http://www.samtec.com?SW)

**Insulator Material:**

Glass Filled Polyester (FWS, SW-TH)  
Liquid Crystal Polymer (HFWS, SW-VS)

**Terminal Material:**

Phosphor Bronze

**Plating:**

Sn over 50 μ" (1.27 μm) Ni

**Current Rating (FWS/PSS):**

11.4 A per pin  
(1 pin powered)

**Operating Temp Range:**

-55 °C to +105 °C

**Voltage Rating:**

500 VAC mated with PSS

**RoHS Compliant:**

Yes

## PROCESSING

**Lead-Free Solderable (HFWS-VS, SW-VS):**

Yes

**SMT Lead Coplanarity (FWS, HFWS):**

(0.20 mm) .008" max (02-15)\*

(0.25 mm) .010" max (16-20)\*

**SMT Lead Coplanarity (SW):**

(0.25 mm) .010" max\*

\*(.004" stencil solution may be available; contact

[ipg@samtec.com](mailto:ipg@samtec.com))

## RECOGNITIONS

For complete scope of recognitions see [www.samtec.com/quality](http://www.samtec.com/quality)





**Note:**  
Some lengths, styles and options are non-standard, non-returnable.

<b>TYPE STRIP</b>	<b>NO. PINS</b>	<b>LEAD STYLE</b>	<b>PLATING OPTION</b>	<b>S</b>	<b>TAIL OPTION</b>	<b>OTHER OPTION</b>																																								
FWS = Standard Header				-T = Matte Tin		-VS-P = Surface Mount with Pick & Place Pad (3 Pos. min.) (6.98 mm) .275" min. post height																																								
HFWS = High Temp Header																																														
<b>Specify LEAD STYLE from chart below.</b>																																														
<table border="1"> <thead> <tr> <th>LEAD STYLE</th> <th>A</th> <th>B</th> <th>C</th> <th>D</th> <th>E</th> <th>F</th> <th>G</th> </tr> </thead> <tbody> <tr> <td>-01</td> <td>(4.57) .180</td> <td>(11.94) .470</td> <td>-</td> <td>-</td> <td>-</td> <td>(10.72) .422</td> <td>(8.64) .340</td> </tr> <tr> <td>-02</td> <td>(4.57) .180</td> <td>(13.21) .520</td> <td>(2.54) .100</td> <td>(4.57) .180</td> <td>(8.08) .318</td> <td>(12.24) .482</td> <td>(8.38) .330</td> </tr> <tr> <td>-04</td> <td>(4.09) .161</td> <td>(21.06) .829</td> <td>(4.95) .195</td> <td>(3.96) .156</td> <td>(13.82) .544</td> <td>-</td> <td>-</td> </tr> <tr> <td>-05</td> <td>(4.57) .180</td> <td>(3.81) .150</td> <td>-</td> <td>-</td> <td>-</td> <td>-</td> <td>-</td> </tr> </tbody> </table>							LEAD STYLE	A	B	C	D	E	F	G	-01	(4.57) .180	(11.94) .470	-	-	-	(10.72) .422	(8.64) .340	-02	(4.57) .180	(13.21) .520	(2.54) .100	(4.57) .180	(8.08) .318	(12.24) .482	(8.38) .330	-04	(4.09) .161	(21.06) .829	(4.95) .195	(3.96) .156	(13.82) .544	-	-	-05	(4.57) .180	(3.81) .150	-	-	-	-	-
LEAD STYLE	A	B	C	D	E	F	G																																							
-01	(4.57) .180	(11.94) .470	-	-	-	(10.72) .422	(8.64) .340																																							
-02	(4.57) .180	(13.21) .520	(2.54) .100	(4.57) .180	(8.08) .318	(12.24) .482	(8.38) .330																																							
-04	(4.09) .161	(21.06) .829	(4.95) .195	(3.96) .156	(13.82) .544	-	-																																							
-05	(4.57) .180	(3.81) .150	-	-	-	-	-																																							
<p>Leave blank for Through-hole</p>																																														
<p><b>-RA</b> = Right-angle</p>																																														
<p><b>-VS</b> = Surface Mount (2 pins/row minimum) Requires HFWS</p>																																														

<b>TYPE STRIP</b>	<b>NO. PINS</b>	<b>04</b>	<b>PLATING OPTION</b>	<b>S</b>	<b>STACK HEIGHT</b>	<b>POST HEIGHT</b>	<b>TAIL OPTION</b>
SW = Standard Stacker				-T = Matte Tin	"XXX" = Stacker Height (in inches) (0.13 mm) .005" increments Example: -250 = (6.35 mm) .250"		Leave blank for Through-hole
							-VS = Surface Mount (2 pins/row minimum)
<b>02 thru 20</b>							
<p>"XXX" = Post Height (in inches)</p>							
<p>-VS-P = Surface Mount with Pick &amp; Place Pad (3 Pos. min.) (6.98 mm) .275" max. post height</p>							

## Looking for pricing, stock, or lifecycle information?

Click below to explore more details on WIN SOURCE:

-  [View FWS-10-01-T-S on WIN SOURCE](#)
-  [Samtec Inc. Information](#)

## Optimize Your Supply Chain with WIN SOURCE Solutions

-  Global Sourcing Solution
-  Obsolete Management
-  Cost Control Management
-  Shortage Management
-  Alternative Solution
-  Excess Inventory Management