



**THE DATASHEET OF
BW-S40W20+**



Coaxial Precision Fixed Attenuator

BW-S40W20+

50Ω 20W 40dB DC to 18 GHz



Generic photo used for illustration purposes only

CASE STYLE: DC1660

Connectors SMA-F SMA-M Model BW-S40W20+

+RoHS Compliant

The +Suffix identifies RoHS Compliance. See our web site for RoHS Compliance methodologies and qualifications

Maximum Ratings

Operating Temperature -55°C to 100°C**

Storage Temperature -55°C to 100°C

**85°C with output into open or short.

Permanent damage may occur if any of these limits are exceeded.

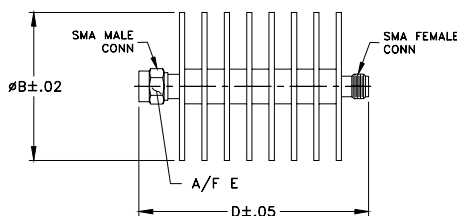
Features

- DC to 18 GHz
- precise attenuation
- excellent VSWR, 1.25:1 typ
- stainless steel SMA male and female connectors

Applications

- matching
- instrumentation
- test set-ups
- high power measurements

Outline Drawing



Outline Dimensions (inch/mm)

	A	B	C	D	E	wt
--	1.50	--	2.33	.312	grams	
--	38.10	--	59.18	7.92	49.2	

Electrical Specifications at 25°C

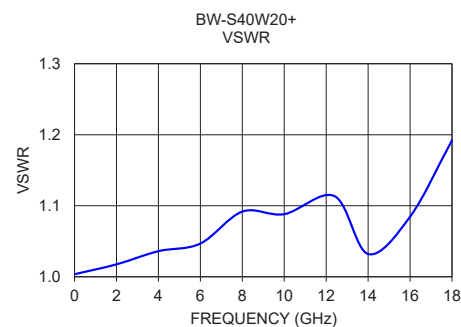
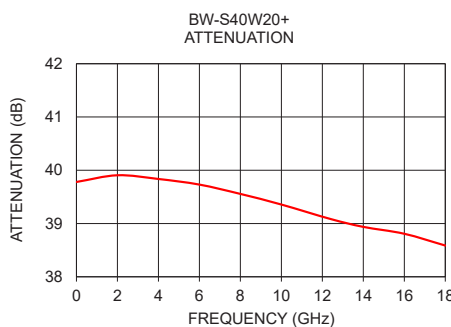
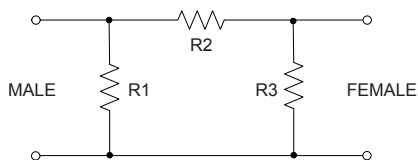
Parameter	Condition (GHz)	Min.	Typ.	Max.	Unit
Frequency Range		DC	—	18	GHz
Attenuation	DC - 18	—	40	—	
	DC - 12.4	38.5	—	41.0	dB
	12.4 - 18	38.0	—	41.5	
VSWR	DC - 6	—	1.08	1.3	:1
	6 - 12.4	—	1.15	1.3	
	12.4 - 18	—	1.25	1.4	
Input Power¹		—	—	20	W

1. Max. power at 25°C ambient, derate linearly to 4W at 100°C. Peak power 500W max. 5μsec. pulse width, 100Hz PRF.

Typical Performance Data

Frequency (GHz)	Attenuation (dB)	VSWR (:1)
0.01	39.78	1.00
2	39.91	1.02
4	39.84	1.04
6	39.73	1.05
8	39.56	1.09
10	39.36	1.09
12	39.08	1.11
14	38.94	1.03
16	38.81	1.08
18	38.59	1.19

Electrical Schematic



Notes

- A. Performance and quality attributes and conditions not expressly stated in this specification document are intended to be excluded and do not form a part of this specification document.
 B. Electrical specifications and performance data contained in this specification document are based on Mini-Circuit's applicable established test performance criteria and measurement instructions.
 C. The parts covered by this specification document are subject to Mini-Circuits standard limited warranty and terms and conditions (collectively, "Standard Terms"); Purchasers of this part are entitled to the rights and benefits contained therein. For a full statement of the Standard Terms and the exclusive rights and remedies thereunder, please visit Mini-Circuits' website at www.minicircuits.com/MCLStore/terms.jsp



Looking for pricing, stock, or lifecycle information?

Click below to explore more details on WIN SOURCE:

 [View BW-S40W20+ on WIN SOURCE](#)

 [Mini-Circuits Information](#)

Optimize Your Supply Chain with WIN SOURCE Solutions

-  Global Sourcing Solution
-  Obsolete Management
-  Cost Control Management
-  Shortage Management
-  Alternative Solution
-  Excess Inventory Management