



**THE DATASHEET OF
BK/S506-V-315-R**



S506

5 mm x 20 mm Time-delay glass tube fuses



Product features

- Time-delay, low breaking capacity
- Optional axial leads available
- 5 x 20mm physical size
- Glass tube, nickel-plated brass endcap construction
- Designed to IEC 60127-2/3 (32mA-10A) & extensions:12.5A-15A

Agency information

- UL Recognized Card: Guide JDYX2, File E19180
- CSA Component Acceptance: Class number 1422-30&90 File 053787
- cURus Recognition: Guide JDYX8, File E19180
- SEMKO Approval: File 1518843, 1410180
- VDE Approval: File 40011926
- BSI Approval: File KM55676
- IMQ Approval: File E1921
- PSE/JET: File JET1641-31003-1019, JET1641-31003-1020
- CCC Approval: File 2005010207155693, 2002010207011294

Ordering information

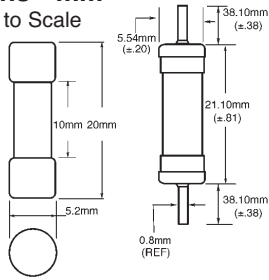
- Specify product code
- Insert packaging code prefix before part number. E.g. BK/S506-1-R
- Ratings above 4A have a 0.81mm diameter lead

I _n	2.1 I _n		2.75 I _n		4 I _n		10 I _n	
	max	min	max	min	max	min	max	
32mA-100mA	2 min	200 ms	10 sec	40 ms	3 sec	10 ms	300 ms	
125mA-6.3A	2 min	600 ms	10 sec	150 ms	3 sec	20 ms	300 ms	
8A-15A	2 min	600 ms	10 sec	150 ms	3 sec	20 ms	300 ms	

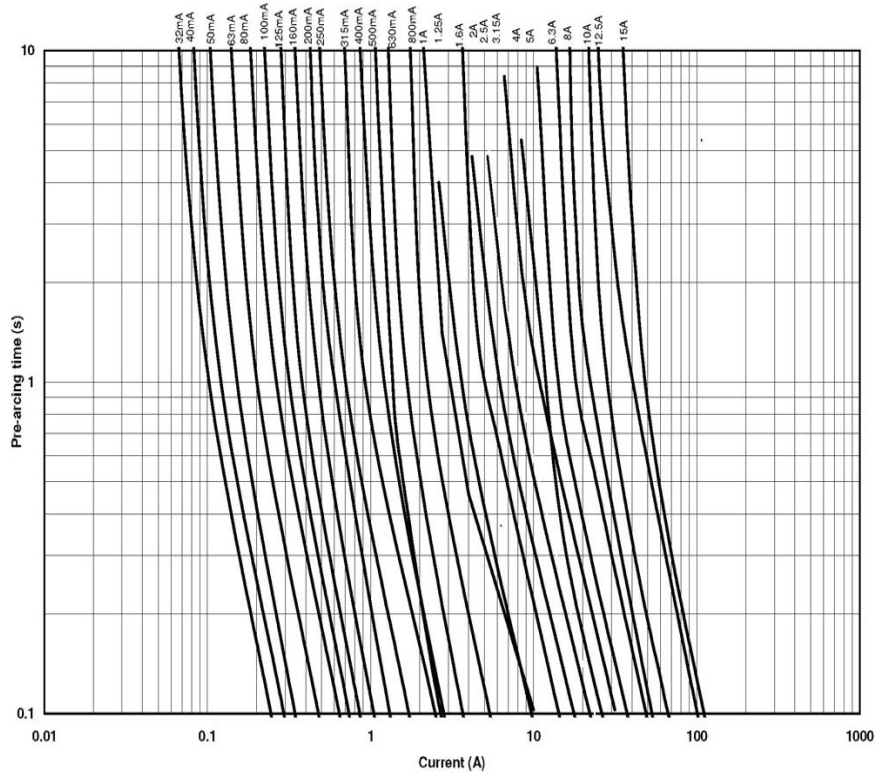
Product Code	Voltage Rating Vac	Interrupting Rating (amps) at Rated Voltage (50Hz) Vac	Specifications				Agency Approvals							
			Typical DC Cold Resistance (Ω)*	Typical Melting Pt (amps)	Typical Voltage Drop (mV)‡	IMQ	VDE	BSI	SEMKO	UR	CCC	PSE/JET	CSA	cURus
S506-32-R	250	35	21.0	0.0051	1050	X	X	X	X	X	X			
S506-40-R	250	35	13.90	0.0072	920	X	X	X	X	X	X			
S506-50-R	250	35	9.24	0.0095	800	X	X	X	X	X	X			
S506-63-R	250	35	6.96	0.021	760	X	X	X	X	X	X		X	
S506-80-R	250	35	4.42	0.038	580	X	X	X	X	X	X		X	
S506-100-R	250	35	2.80	0.045	490	X	X	X	X	X	X		X	
S506-125-R	250	35	1.97	0.063	390	X	X	X	X	X	X		X	
S506-160-R	250	35	1.27	0.093	320	X	X	X	X	X	X		X	
S506-200-R	250	35	1.00	0.114	340	X	X	X	X	X	X		X	
S506-250-R	250	35	0.640	0.265	270	X	X	X	X	X	X		X	
S506-315-R	250	35	0.450	0.621	250	X	X	X	X	X	X		X	
S506-400-R	250	35	0.31	0.872	210	X	X	X	X	X	X		X	
S506-500-R	250	35	0.183	0.827	140	X	X	X	X	X	X		X	X
S506-630-R	250	35	0.186	1.33	150	X	X	X	X	X	X		X	X
S506-800-R	250	35	0.129	2.78	75	X	X	X	X	X	X		X	X
S506-1-R	250	35	0.0757	6.45	87.5	X	X	X	X	X	X	X	X	X
S506-1.25-R	250	35	0.060	10.05	86	X	X	X	X	X	X	X	X	X
S506-1.6-R	250	35	0.0425	21.7	82	X	X	X	X	X	X	X	X	X
S506-2-R	250	35	0.03325	31.6	77	X	X	X	X	X	X	X	X	X
S506-2.5-R	250	35	0.0255	59.4	72.5	X	X	X	X	X	X	X	X	X
S506-3.15-R	250	35	0.0185	96.4	68.5	X	X	X	X	X	X	X	X	X
S506-4-R	250	40	0.0139	71.8	67	X	X	X	X	X	X	X	X	X
S506-5-R	250	50	0.00985	142.5	60.5	X	X	X	X	X	X	X	X	X
S506-6.3-R	250	63	0.0071	237.6	54	X	X	X	X	X	X	X	X	X
S506-8-R	250	80	0.007	255.8	55	X	X	X	X	X	X	X	X	X
S506-10-R	250	100	0.005	450	54	X	X	X	X	X	X	X	X	X
S506-12.5-R	250	125	0.004	1019.5	45					X	X	X	X	X
S506-15-R	250	125	0.004	1091.7	65.5					X	X	X	X	X

* DC Cold Resistance (measured at <10% of rated current)
‡ Typical Voltage Drop (voltage drop was measured at 20°C ambient temperature at rated current)

Dimensions - mm
Drawing Not to Scale



Nominal Time-Current Characteristics of S506-R



Packaging Code	
Packaging Code Suffix	Description
BK	100 fuses packed into a cardboard carton
BK1	1,000 fuses packed into a poly bag
TR2	1,500 fuses packed into tape on a reel (19.05mm lead wire length)

Option Code	
Option Code	Description
V	Axial leads - copper tinned wire with nickel plated brass endcaps

Life Support Policy: Eaton does not authorize the use of any of its products for use in life support devices or systems without the express written approval of an officer of the Company. Life support systems are devices which support or sustain life, and whose failure to perform, when properly used in accordance with instructions for use provided in the labeling, can be reasonably expected to result in significant injury to the user.

Eaton reserves the right, without notice, to change design or construction of any products and to discontinue or limit distribution of any products. Eaton also reserves the right to change or update, without notice, any technical information contained in this bulletin.

Eaton
Electronics Division
1000 Eaton Boulevard
Cleveland, OH 44122
United States
www.eaton.com/electronics


© 2017 Eaton
All Rights Reserved
Printed in USA
Publication No. 4332 BU-SB08673
June 2017

Eaton is a registered trademark.

All other trademarks are property of their respective owners.

Looking for pricing, stock, or lifecycle information?

Click below to explore more details on WIN SOURCE:

 [View BK/S506-V-315-R on WIN SOURCE](#)

 [Eaton Bussmann Information](#)

Optimize Your Supply Chain with WIN SOURCE Solutions

-  Global Sourcing Solution
-  Obsolete Management
-  Cost Control Management
-  Shortage Management
-  Alternative Solution
-  Excess Inventory Management