

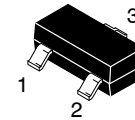


# THE DATASHEET OF BSR57



# N-Channel JFET Low-Frequency Low-Noise Amplifier

## BSR57



1. Drain
2. Source
3. Gate

SOT-23  
CASE 318-08  
STYLE 10

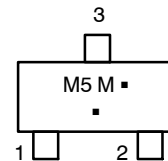
- This device is designed for low-power chopper or switching application sourced from process 51

### ABSOLUTE MAXIMUM RATINGS (T<sub>C</sub> = 25°C unless otherwise noted)

Parameter	Symbol	Value	Unit
Drain-Source Voltage	V <sub>DGO</sub>	40	V
Gate-Source Voltage	V <sub>GSO</sub>	-40	V
Forward Gate Current	I <sub>GF</sub>	50	mA
Total Power Dissipation Up to T <sub>amb</sub> = 40°C	P <sub>tot</sub>	250	mW
Storage Temperature Range	T <sub>STG</sub>	-55 to +150	°C
Junction Temperature	T <sub>J</sub>	150	°C

Stresses exceeding those listed in the Maximum Ratings table may damage the device. If any of these limits are exceeded, device functionality should not be assumed, damage may occur and reliability may be affected.

### MARKING DIAGRAM



- M5 = Specific Device Code
- M = Date Code
- = Pb-Free Package

(Note: Microdot may be in either location)

### ORDERING INFORMATION

Device	Package	Shipping†
BSR57	SOT-23-3/5 (Pb-Free)	3000 / Tape & Reel

†For information on tape and reel specifications, including part orientation and tape sizes, please refer to our Tape and Reel Packaging Specification Brochure, BRD8011/D.

### ELECTRICAL CHARACTERISTICS (T<sub>C</sub> = 25°C unless otherwise noted)

Symbol	Parameter	Test Condition	Min.	Typ.	Max.	Units
BV <sub>GSS</sub>	Gate-Source Voltage	V <sub>DS</sub> = 0 V, I <sub>C</sub> = 1.0 μA	40	-	-	V
I <sub>GSS</sub>	Gate Reverse Current	V <sub>GS</sub> = 20 V, V <sub>DS</sub> = 0 V	-	-	1.0	nA
I <sub>DSS</sub>	Zero-Gate Voltage Drain Current	V <sub>DS</sub> = 15 V, V <sub>GS</sub> = 0 V	20	-	100	mA
V <sub>GSS(off)</sub>	Gate-Source Cut-off Voltage	V <sub>DS</sub> = 15 V, I <sub>D</sub> = 0.5 nA	2.0	-	6.0	V
V <sub>DS(on)</sub>	Drain-Source On Voltage	V <sub>GS</sub> = 0 V, I <sub>D</sub> = 10 mA	-	-	0.5	V
r <sub>ds(on)</sub>	Drain-Source On Reverse	V <sub>GS</sub> = 0 V, I <sub>D</sub> = 1 mA	-	-	40	Ω
C <sub>rSS</sub>	Reverse Transfer Capacitance	V <sub>DS</sub> = 0 V, V <sub>GS</sub> = 10 V	-	-	5.0	pF
t <sub>d</sub>	Delay Time	V <sub>DD</sub> = 10 V, V <sub>GS(on)</sub> = 0 V I <sub>D</sub> = 10 mA, V <sub>GS(off)</sub> = 6.0 V	-	-	6.0	ns
t <sub>r</sub>	Rise Time		-	-	4.0	
t <sub>off</sub>	Turn-off Time		-	-	50	

Product parametric performance is indicated in the Electrical Characteristics for the listed test conditions, unless otherwise noted. Product performance may not be indicated by the Electrical Characteristics if operated under different conditions.

**onsemi**, **Onsemi**, and other names, marks, and brands are registered and/or common law trademarks of Semiconductor Components Industries, LLC dba "**onsemi**" or its affiliates and/or subsidiaries in the United States and/or other countries. **onsemi** owns the rights to a number of patents, trademarks, copyrights, trade secrets, and other intellectual property. A listing of **onsemi**'s product/patent coverage may be accessed at [www.onsemi.com/site/pdf/Patent-Marking.pdf](http://www.onsemi.com/site/pdf/Patent-Marking.pdf). **onsemi** reserves the right to make changes at any time to any products or information herein, without notice. The information herein is provided "as-is" and **onsemi** makes no warranty, representation or guarantee regarding the accuracy of the information, product features, availability, functionality, or suitability of its products for any particular purpose, nor does **onsemi** assume any liability arising out of the application or use of any product or circuit, and specifically disclaims any and all liability, including without limitation special, consequential or incidental damages. Buyer is responsible for its products and applications using **onsemi** products, including compliance with all laws, regulations and safety requirements or standards, regardless of any support or applications information provided by **onsemi**. "Typical" parameters which may be provided in **onsemi** data sheets and/or specifications can and do vary in different applications and actual performance may vary over time. All operating parameters, including "Typicals" must be validated for each customer application by customer's technical experts. **onsemi** does not convey any license under any of its intellectual property rights nor the rights of others. **onsemi** products are not designed, intended, or authorized for use as a critical component in life support systems or any FDA Class 3 medical devices or medical devices with a same or similar classification in a foreign jurisdiction or any devices intended for implantation in the human body. Should Buyer purchase or use **onsemi** products for any such unintended or unauthorized application, Buyer shall indemnify and hold **onsemi** and its officers, employees, subsidiaries, affiliates, and distributors harmless against all claims, costs, damages, and expenses, and reasonable attorney fees arising out of, directly or indirectly, any claim of personal injury or death associated with such unintended or unauthorized use, even if such claim alleges that **onsemi** was negligent regarding the design or manufacture of the part. **onsemi** is an Equal Opportunity/Affirmative Action Employer. This literature is subject to all applicable copyright laws and is not for resale in any manner.

## ADDITIONAL INFORMATION

### TECHNICAL PUBLICATIONS:


Technical Library: [www.onsemi.com/design/resources/technical-documentation](http://www.onsemi.com/design/resources/technical-documentation)  
onsemi Website: [www.onsemi.com](http://www.onsemi.com)

### ONLINE SUPPORT: [www.onsemi.com/support](http://www.onsemi.com/support)

For additional information, please contact your local Sales Representative at [www.onsemi.com/support/sales](http://www.onsemi.com/support/sales)

## Looking for pricing, stock, or lifecycle information?

Click below to explore more details on WIN SOURCE:

-  [View BSR57 on WIN SOURCE](#)
-  [Fairchild/ON Semiconductor](#) Information

## Optimize Your Supply Chain with WIN SOURCE Solutions

-  Global Sourcing Solution
-  Obsolete Management
-  Cost Control Management
-  Shortage Management
-  Alternative Solution
-  Excess Inventory Management