



**THE DATASHEET OF
AOCJY2-12.800MHZ**



OVEN CONTROLLED CRYSTAL OSCILLATOR

AOCJY2 Series



RoHS / RoHS II Compliant



21.0 x 21.0 x 11.0 mm

FEATURES:

- 21.0 x 21.0 x 11.0 mm Leaded- RoHS Compliant Reflow-able Package
- SC-Cut, High “Q” resonator based design
- Either Sinewave or CMOS RF output
- Available with ± 30 ppb over -40°C to $+75^{\circ}\text{C}$ operating temperature range
- Tighter Stabilities to ± 5.0 ppb over 0°C to $+50^{\circ}\text{C}$ also available
- Exceptional long-term Aging of ± 500 ppb max. over 10-Year Product Life
- Excellent close-in phase noise (-140 dBc/Hz Max. @100Hz offset; 10MHz carrier)

APPLICATIONS:

- Cellular Infrastructure
- Radar Systems
- Test & Measurement Equipment
- GPS Tracking with precision hold-over accuracy
- WiMax / WLAN

STANDARD SPECIFICATIONS:

Parameters	Minimum	Typical	Maximum	Units	Notes
RF Output					
Frequency	10.00		100.00	MHz	Overall Frequency range
Standard Available Frequencies	10.00, 12.80, 13.00, 26.00, 38.88, 40.00, 100.00 MHz				
Waveform					
CMOS					
Level "1" (Logic High)	0.9*Vdd			Volts	
Level "0" (Logic Low)			0.1*Vdd	Volts	
Load		15		pf	
Rise & Fall Time			6.0	ns	
Duty Cycle	45		55	%	
Waveform					
Sinewave					
Peak Power	2.00			dBm	
Output Load		50		Ω	
Short Term Stability		2×10^{-10}		/second	Alan Variance
Operable Temperature Range	-40		75	$^{\circ}\text{C}$	<i>See Stability Options</i>
Frequency Stability Options					
0°C to $+50^{\circ}\text{C}$ (Note #1)			± 5.00	ppb	Default Spec.
-20°C to $+70^{\circ}\text{C}$			± 10.00	ppb	Option “E”
-40°C to $+75^{\circ}\text{C}$			± 30.00	ppb	Option “F”
Frequency Stability vs. Supply Voltage (Vdd $\pm 5\%$)			± 5.00	ppb	
Frequency Stability vs. Load Variation ($\pm 10\%$)			± 5.00	ppb	
Warm-Up @ 25°C			± 100.00	ppb	In ≤ 3 -minutes
Power Consumption @ turn on			3.00	Watts	
Power Consumption Steady State			1.00	Watts	
Supply Voltage (Vdd)	3.13	3.30	3.46	Volts	<i>See Options</i>

Note #1: ± 5.00 ppb stability is only available for $F_0 \leq 40\text{MHz}$. For frequencies above 40MHz, the best available frequency stability is ± 10.00 ppb over -20°C to $+70^{\circ}\text{C}$

OVEN CONTROLLED CRYSTAL OSCILLATOR

AOCJY2 Series



RoHS / RoHS II Compliant



21.0 x 21.0 x 11.0 mm

STANDARD SPECIFICATIONS - continued.

Parameters	Minimum	Typical	Maximum	Units	Notes
Aging					
Daily			±1.0	ppb	
First Year			±100	ppb	
10-Years			±500	ppb	
Spectral Content					
Spurious Response			-35	dBc	
Phase Noise (10MHz Carrier) @ 5V					
@ 1 Hz offset			-90	dBc	
@ 10 Hz offset			-120	dBc	
@ 100 Hz offset			-140	dBc	
@ 1,000 Hz offset			-145	dBc	
@ 10,000 Hz offset			-150	dBc	
Electrical Frequency Adjustment					
Control Voltage Range (Vc)	0.0		Vdd	Volts	
Frequency Pull Range	±0.70			ppm	
Frequency Pull Slope		Positive			
Control Voltage Port Impedance	10			kΩ	Control Voltage Port Impedance
Center Control Voltage	(Vdd/2) -0.5	Vdd/2	(Vdd/2) +0.5	Volts	Center Control Voltage
Reference Voltage (Vdd=3.3V)	2.70	2.80	2.90	Volts	Output @ Pin#5
Reference Voltage (Vdd=5.0V)	4.40	4.50	4.60	Volts	Output @ Pin#5
Storage Temperature	-40		+100	°C	

OPTIONS AND PART IDENTIFICATION (Left blank if standard)

AOCJY2 - - MHz - -

Supply Voltage Option
Blank : 3.30V
A : 5.00V

Frequency in MHz
Such as; 10.000 MHz
26.000 MHz
100.000 MHz

Temperature Options
E : -20°C to +70°C
F : -40°C to +75°C

RF Output Options
Blank : CMOS
SW : Sinewave

OVEN CONTROLLED CRYSTAL OSCILLATOR



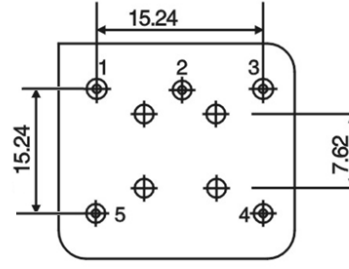
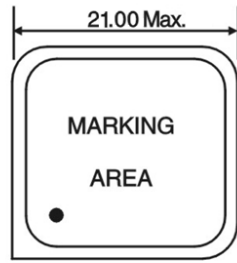
21.0 x 21.0 x 11.0 mm

AOCJY2 Series

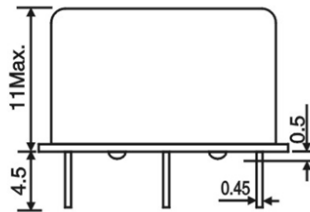
ESD Sensitive

RoHS / RoHS II Compliant

OUTLINE DIMENSIONS



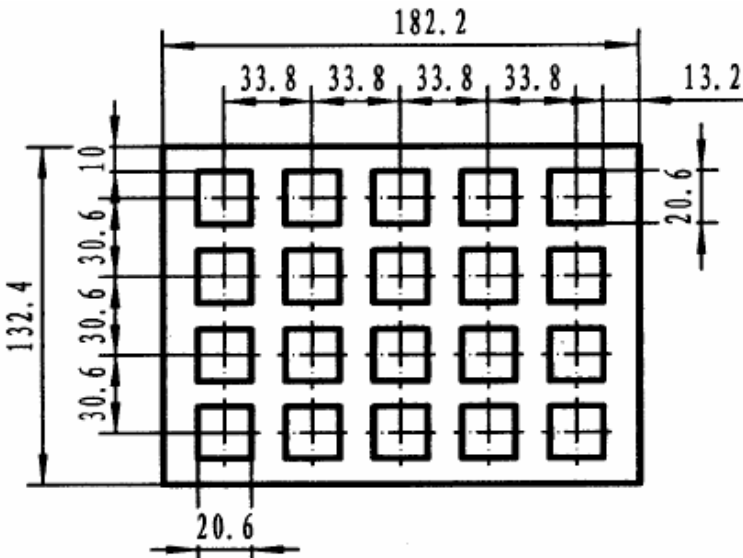
Bottom View



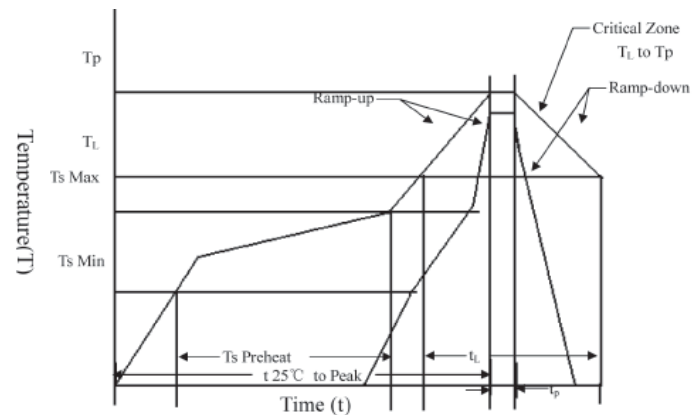
PIN	FUNCTION:
1	Power Supply
2	Output
3	GND
4	Control Voltage
5	Reference Voltage/NC

Unit:mm

PACKAGING: (20) units per tray



REFLOW PROFILE:



T _S max to T _L (Ramp-up Rate)	3°C/second max.
Preheat	
Temperature Min. (T _S Min.)	150°C
Temperature Typical (T _S Typ.)	175°C
Temperature Max. (T _S Max.)	200°C
Time (t _s)	60 ~ 180 seconds
Ramp-up rate (T _L to T _P)	3°C/second max.
Time Maintained Above:	
--Temperature (T _L)/Time (T _L)	217°C/60 ~ 150 seconds
Peak Temperature (T _P)	250°C max. for 10 seconds
Target Peak Temperature (T _P Target)	250°C +0/-5°C
Time within 5°C of actual peak (t _p)	20 ~ 40 seconds
Ramp-down Rate	6°C/second max.
Tune 25°C to Peak Temperature (t)	8 minutes max.

ATTENTION: Abracon Corporation's products are COTS – Commercial-Off-The-Shelf products; suitable for Commercial, Industrial and, where designated, Automotive Applications. Abracon's products are not specifically designed for Military, Aviation, Aerospace, Life-dependant Medical applications or any application requiring high reliability where component failure could result in loss of life and/or property. For applications requiring high reliability and/or presenting an extreme operating environment, written consent and authorization from Abracon Corporation is required. Please contact Abracon Corporation for more information.

ABRACON IS
ISO9001:2008
CERTIFIED



Visit www.abracon.com for Terms & Conditions of Sale **Revised: 08.12.14**
30332 Esperanza, Rancho Santa Margarita, California 92688
tel 949-546-8000 | fax 949-546-8001 | www.abracon.com

Looking for pricing, stock, or lifecycle information?

Click below to explore more details on WIN SOURCE:

 [View AOCJY2-12.800MHZ on WIN SOURCE](#)

 [Abracon LLC Information](#)

Optimize Your Supply Chain with WIN SOURCE Solutions

-  Global Sourcing Solution
-  Obsolete Management
-  Cost Control Management
-  Shortage Management
-  Alternative Solution
-  Excess Inventory Management