

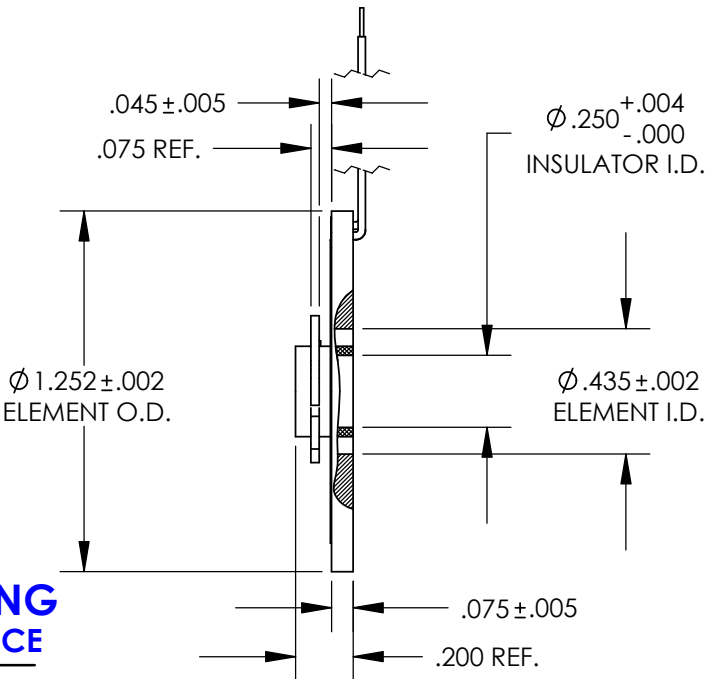
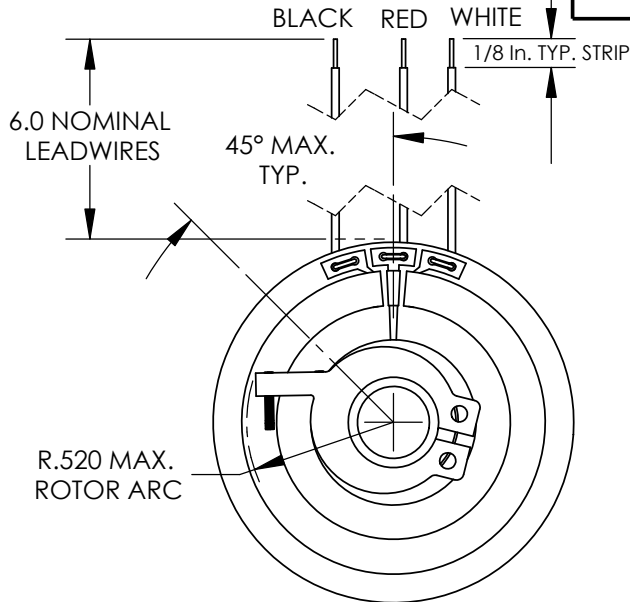
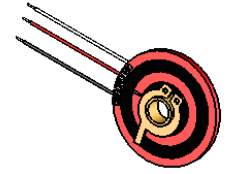


THE DATASHEET OF
6915-1002-030



6915 Series

1-7/16 In. Dia. POTENTIOMETER
ELEMENT ROTOR/WIPER KIT



STANDARD PRODUCT OFFERING

SS&C PART NUMBER	RESISTANCE	ELEMENT ONLY P/N
6915-1000-030	1KΩ ±10%	6915-1000-070
6915-1002-030	5KΩ ±10%	6915-1002-070
6915-1003-030	10KΩ ±10%	6915-1003-070

STANDARD MODEL ELECTRICAL CHARACTERISTICS

RESISTANCE, 6915-1000-030:	1kΩ ±10%
6915-1002-030:	5kΩ ±10%
6915-1003-030:	10kΩ ±10%
ACTIVE ELECTRICAL ANGLE:	340°
ELECTRICAL CONTINUITY ANGLE:	344° MIN.
INDEPENDENT LINEARITY:	±0.5%
END VOLTAGE:	0.5% MAX.
VOLTAGE RESOLUTION:	VIRTUALLY INFINITE
OUTPUT SMOOTHNESS:	0.1% MAX.
RESISTANCE TEMP. COEFFICIENT:	400PPM/°C MAX.
POWER RATING @ 70°C:	2.0 WATT MAX.
WIPER CONTACT CURRENT:	10 MilliAmps MAX.

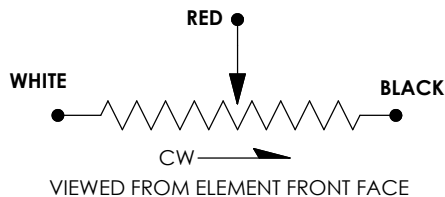
STANDARD MODEL MECHANICAL CHARACTERISTICS

MECHANICAL ROTATION:	CONTINUOUS
TOTAL WEIGHT (ELEMENT ONLY):	2.26 Gm. MAX.
WIRE LEAD LENGTH:	6.0 Inches NOMINAL
ELEMENT OUTER DIAMETER:	1.252±.005 Inch
ELEMENT INNER DIAMETER:	0.435±.002/-0.005 Inch
ROTOR OPERATING RADIUS:	0.520 MAX.
STANDARD ROTOR PART No:	6915-0000-060
INSULATOR INSIDE DIAMETER:	0.252±.002 Inch
INSULATOR LENGTH:	0.200±.000/-0.005
STANDARD INSULATOR PART No:	7040-0002-020

STANDARD MATERIALS OF CONSTRUCTION

RESISTANCE ELEMENT:	CO-MOLDED CONDUCTIVE PLASTIC
GRIP-RING ROTOR:	HEAT-TREATED BERYLLIUM COPPER
INSULATOR:	HIGH-TEMP. SPUN-CAST EPOXY
ELECTRICAL CONTACTS:	MULTI-FINGER PRECIOUS METAL DIRECTLY WELDED TO ROTOR
LEADWIRES:	#30 AWG TYPE ET STRANDED WIRE TEFLON INSULATED (250V)

SCHEMATIC DIAGRAM



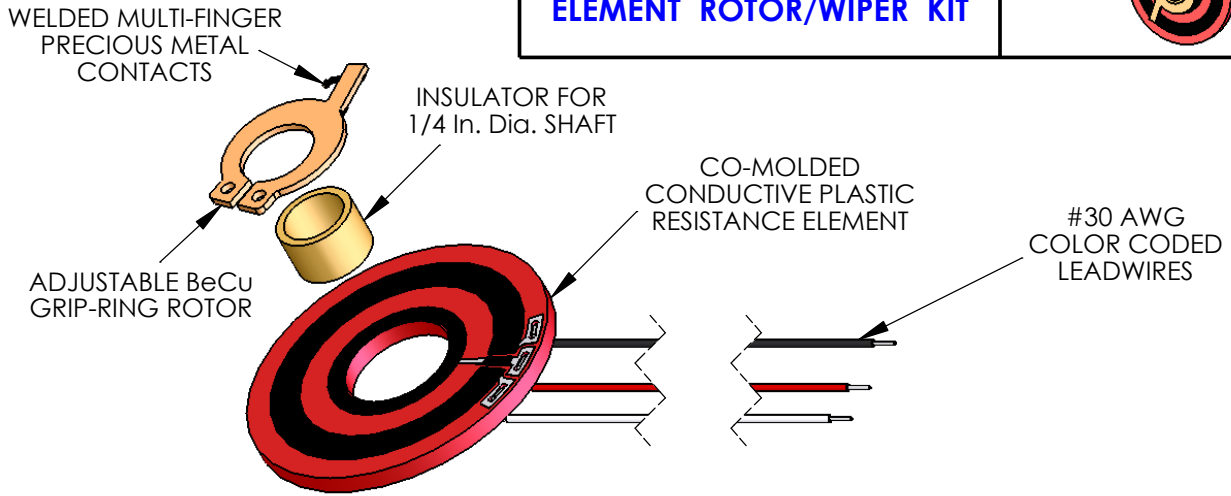
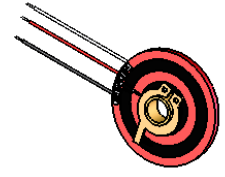
STANDARD ENVIRONMENTAL CHARACTERISTICS

OPERATING TEMP. RANGE:	-65°C To +125°C
ROTATIONAL OPERATING LIFE:	100 x 10 ⁷ REVOLUTIONS MIN.

CONTACT:

SPECTRUM SENSORS & CONTROLS, INC.
424 CROWN POINT CIRCLE, GRASS VALLEY, CA 95945
(800) 880-7730 (530) 273-4608 FAX: (530) 273-0769
E-MAIL: sales@specsensors.com

6915 Series
1-7/16 In. Dia. POTENTIOMETER
ELEMENT ROTOR/WIPER KIT



STANDARD ELECTRICAL CHARACTERISTICS

RESISTANCES ($\pm 10\%$):	1K Ω , 5K Ω , and 10k Ω
ACTIVE ELECTRICAL ANGLE:	340 $^\circ$
ELECTRICAL CONTINUITY ANGLE:	344 $^\circ$ MIN.
INDEPENDENT LINEARITY:	$\pm 0.5\%$
END VOLTAGE:	0.5% MAX.
VOLTAGE RESOLUTION:	VIRTUALLY INFINITE
OUTPUT SMOOTHNESS:	0.1% MAX.
RESISTANCE TEMP. COEFFICIENT:	400PPM/ $^\circ$ C MAX.
POWER RATING @ 70 $^\circ$ C:	2.0 WATTS MAX.
WIPER CONTACT CURRENT:	10 MilliAmps MAX.

STANDARD MECHANICAL CHARACTERISTICS

MECHANICAL ROTATION:	CONTINUOUS
TOTAL WEIGHT (ELEMENT):	2.26 Gm. MAX.
WIRE LEAD LENGTH:	6.0 Inches NOMINAL
ELEMENT OUTER DIAMETER:	1.252 \pm .005 Inch
ELEMENT INNER DIAMETER:	0.435 \pm .002/-0.005 Inch
ROTOR OPERATING RADIUS:	0.520 MAX.
INSULATOR INSIDE DIAMETER:	0.252 \pm .002 Inch

STANDARD ENVIRONMENTAL CHARACTERISTICS

OPERATING TEMP. RANGE:	-65 $^\circ$ C To +125 $^\circ$ C
ROTATIONAL OPERATING LIFE:	100 x 10 ⁶ REVOLUTIONS MIN.

STANDARD MATERIALS OF CONSTRUCTION

RESISTANCE ELEMENT:	CO-MOLDED CONDUCTIVE PLASTIC
GRIP-RING ROTOR:	HEAT-TREATED BERYLLIUM COPPER
INSULATOR:	HIGH-TEMP. MOLDED PLASTIC
ELECTRICAL CONTACTS:	MULTI-FINGER PRECIOUS METAL DIRECTLY WELDED TO ROTOR
LEADWIRES:	#30 AWG TYPE ET STRANDED WIRE TEFLON INSULATED (250V)

AVAILABLE OPTIONS


- CUSTOM RESISTANCE VALUES (500 Ω TO 50k Ω) AND TOLERANCES AS LOW AS $\pm 5\%$
- SPECIAL LINEARITIES AS LOW AS 0.15%, ABSOLUTE (INDEXED) OR INDEPENDENT OVER SPECIFIED REGIONS.
- ADDITIONAL TAPS, CURRENT OR VOLTAGE
- SPECIAL ELECTRICAL ANGLES UP TO 350 $^\circ$ MAX.
- SPECIAL WIRE LEADS OR CABLES
- SPECIAL TERMINATIONS OR CONNECTORS
- SPECIAL TRANSFER FUNCTIONS:
NON-LINEAR OUTPUTS
LOAD COMPENSATION
TRIG, LOG, AND EXPONENTIAL OUTPUTS
- SPECIAL ELEMENT DIMENSIONS OR FEATURES SUCH AS LOCATING NOTCHES, SCRIBE MARKS, CUSTOM SUBSTRATE SHAPES.
- CUSTOM ROTOR OR INSULATOR DIMENSIONS AND FEATURES.
- CUSTOM MARKING, IDENTIFICATION OR LOGO.
- SPECIAL ENVIRONMENTAL CAPABILITIES SUCH AS HIGH SHOCK AND VIBRATION.

CONTACT:

SPECTRUM SENSORS & CONTROLS, INC.
424 CROWN POINT CIRCLE, GRASS VALLEY, CA 95945
(800) 880-7730 (530) 273-4608 FAX: (530) 273-0769
E-MAIL: sales@specsensors.com

Looking for pricing, stock, or lifecycle information?

Click below to explore more details on WIN SOURCE:

 [View 6915-1002-030 on WIN SOURCE](#)

 [TE Connectivity](#) Information

Optimize Your Supply Chain with WIN SOURCE Solutions

-  Global Sourcing Solution
-  Obsolete Management
-  Cost Control Management
-  Shortage Management
-  Alternative Solution
-  Excess Inventory Management