



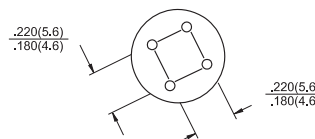
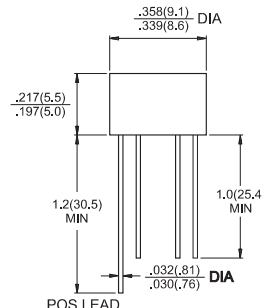

**THE DATASHEET OF  
2W005M**



# 2W005M - 2W10M

Single Phase 2.0 AMPS. Silicon Bridge Rectifiers

**WOB**



## Features

- ✧ UL Recognized File # E-96005
- ✧ Surge overload ratings to 50 amperes peak
- ✧ Ideal for printed circuit board
- ✧ Reliable low cost construction technique results in inexpensive product
- ✧ High temperature soldering guaranteed: 260 °C / 10 seconds / 0.375" ( 9.5mm ) lead length at 5 lbs., ( 2.3 kg ) tension

## Mechanical Data

- ✧ Case: Molded plastic
- ✧ Lead: Pure tin plated, Lead free.
- ✧ Polarity: As marked
- ✧ Weight: 1.10 grams

Dimensions in inches and (millimeters)

## Maximum Ratings and Electrical Characteristics

Rating at 25 °C ambient temperature unless otherwise specified.

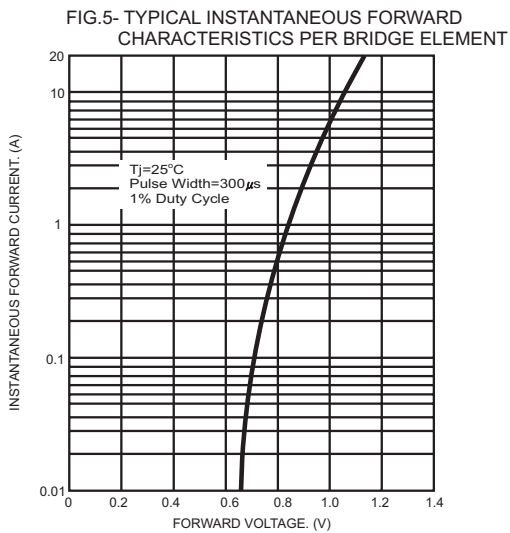
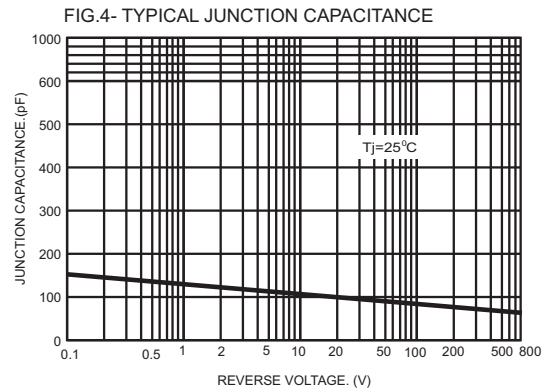
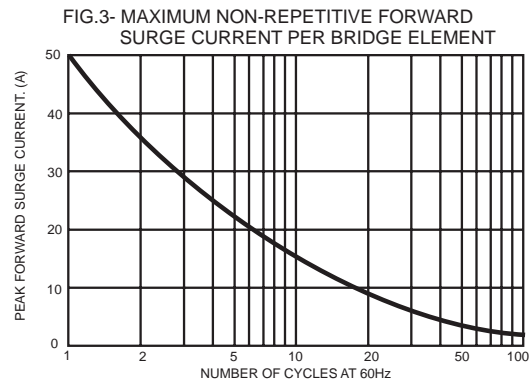
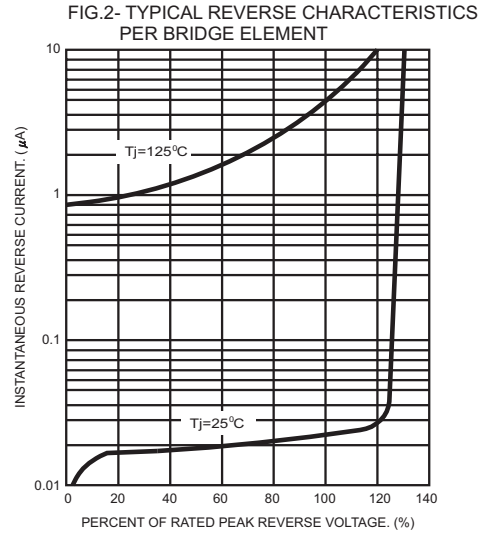
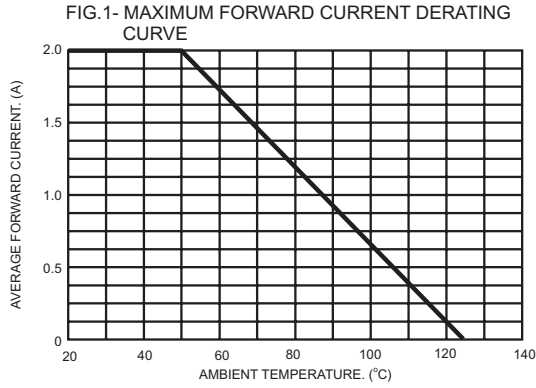
Single phase, half wave, 60 Hz, resistive or inductive load.

For capacitive load, derate current by 20%

Type Number	Symbol	2W 005M	2W 01M	2W 02M	2W 04M	2W 06M	2W 08M	2W 10M	Units
Maximum Recurrent Peak Reverse Voltage	$V_{RRM}$	50	100	200	400	600	800	1000	V
Maximum RMS Voltage	$V_{RMS}$	35	70	140	280	420	560	700	V
Maximum DC Blocking Voltage	$V_{DC}$	50	100	200	400	600	800	1000	V
Maximum Average Forward Rectified Current @ $T_A = 50^\circ\text{C}$	$I_{(AV)}$	2.0							A
Peak Forward Surge Current, 8.3 ms Single Half Sine-wave Superimposed on Rated Load (JEDEC method )	$I_{FSM}$	50							A
Maximum Instantaneous Forward Voltage @ 2.0A	$V_F$	1.1							V
Maximum DC Reverse Current @ $T_A=25^\circ\text{C}$ at Rated DC Blocking Voltage @ $T_A=125^\circ\text{C}$	$I_R$	10 500							uA uA
Typical Thermal resistance (Note)	$R_{\theta JA}$ $R_{\theta JL}$	40 15							$^\circ\text{C/W}$
Operating Temperature Range	$T_J$	-55 to +125							$^\circ\text{C}$
Storage Temperature Range	$T_{STG}$	-55 to +150							$^\circ\text{C}$



Note: Thermal Resistance from Junction to Ambient and from Junction to Lead at 0.375" (9.5mm) Lead Length for P.C.B. Mounting.

## RATINGS AND CHARACTERISTIC CURVES (2W005M THRU 2W10M)



## Looking for pricing, stock, or lifecycle information?

Click below to explore more details on WIN SOURCE:

-  [View 2W005M on WIN SOURCE](#)
-  [GeneSiC Semiconductor Information](#)

## Optimize Your Supply Chain with WIN SOURCE Solutions

-  Global Sourcing Solution
-  Obsolete Management
-  Cost Control Management
-  Shortage Management
-  Alternative Solution
-  Excess Inventory Management