



**THE DATASHEET OF**  
**293545-2**





# COOLSPLICE WIRE-TO-WIRE CONNECTORS

SIMPLE, EASY CONNECTING

CoolSplice connectors help eliminate the need to pre-strip the insulation from the wire conductors and provide a visually controlled termination. The push connect buttons provides a more ergonomic wire termination than conventional twist-on wire connectors / nuts (marrettes). The slim, symmetrical contoured, snag resistant connectors fit through a 16.00mm [0.630] diameter hole or pvc tube.

## Applications

- Commercial refrigeration lighting
- Display and cabinet lighting
- Lighting in furniture
- Outdoor lighting
- Signs and building façade lighting
- Security and alarm systems
- Domotics (home automation)
- Audio speaker connections
- Wide range of other applications

## Electrical

- **Voltage:** 230V Max  
50V AC/120DC
- **Current:** 5 Amp Max  
2.5 A Max

## Mechanical

- **Operating temperature:** -40 to +85 °C
- **Cable entry diameter:** Max 7.3 mm
- **Wire entry diameter:** Max 2.85 mm
- Suitable for 0.75 mm<sup>2</sup> and AWG 18 stranded, fused, solid (see product specifications)

## Standards

- KEMA/ENEC
- UL

## Specifications

- Application Specification: [114-19136](#)
- Product Specification: [108-19419](#)

## Key Benefits

- Time saving
- Left / right termination made independent
- Cost saving because fast & simple push-button
- Termination using standard pliers
- Space saving
- Aesthetically pleasing
- Easy to keep clean because no ribs or edges
- Smooth transition from jacketed cable to connector
- Optional IP65 & 67 sealing
- Suitable up to 2.5Amp / 230V
- Fits through Ø 15 mm hole
- Suitable for solid, fused and stranded wire
- Ring to cover jacketed cable

## How CoolSplice Connectors work


### CoolSplice connector

CoolSplice connector buttons must be sticking out when no wires are connected.




### Step 1

If present, strip the outer jacket over the appropriate length. Push the wire into the CoolSplice connector exactly half way. Push down the button. Visually check the termination.




### Step 2

Repeat step 1 but now on the other side.



### Ready

Connection complete. It is always possible to visually check your connection! You should see the isolation of all wires inside the CoolSplice Connector between the buttons.



## Product Selection Information

Part Number	Description
<a href="#">293545-1</a>	Unsealed (green buttons) standard version
<a href="#">293545-2</a>	Sealed (blue buttons) standard version

Packaging: PPQ=15 in a box. ( MOQ = 1920, 128 boxes)

## LET'S CONNECT

We make it easy to connect with our experts and are ready to provide all the support you need. Just call your local support number or visit [www.te.com/industrial](http://www.te.com/industrial) to chat with a Product Information Specialist.

### Technical Support

[te.com/support-center](http://te.com/support-center)

#### FOR MORE INFORMATION

##### TE Technical Support Center

Internet:	<a href="http://te.com/help">te.com/help</a>
USA:	+1 (800) 522-6752
Canada:	+1 (905) 475-6222
Mexico	+52 (0) 55-1106-0800
Latin/S. America:	+54 (0) 11-4733-2200
Germany:	+49 (0) 6251-133-1999
UK:	+44 (0) 800-267666
France:	+33 (0) 1-3420-8686
Netherlands:	+31 (0) 73-6246-999
China:	+86 (0) 400-820-6015

Part numbers in this brochure are RoHS Compliant\*, unless marked otherwise.

\*as defined [www.te.com/leadfree](http://www.te.com/leadfree)

### [te.com](http://te.com)

COOLSPLICE, TE Connectivity, TE Connectivity (logo) and Every Connection Counts are trademarks. All other logos, products and/or company names referred to herein might be trademarks of their respective owners.

The information given herein, including drawings, illustrations and schematics which are intended for illustration purposes only, is believed to be reliable. However, TE Connectivity makes no warranties as to its accuracy or completeness and disclaims any liability in connection with its use. TE Connectivity's obligations shall only be as set forth in TE Connectivity's Standard Terms and Conditions of Sale for this product and in no case will TE Connectivity be liable for any incidental, indirect or consequential damages arising out of the sale, resale, use or misuse of the product. Users of TE Connectivity products should make their own evaluation to determine the suitability of each such product for the specific application.

© 2016 TE Connectivity Ltd. family of companies All Rights Reserved.

1773459-3 01/16 JN

## Looking for pricing, stock, or lifecycle information?

Click below to explore more details on WIN SOURCE:

- ⊖ [View 293545-2 on WIN SOURCE](#)
- ⊖ [TE Connectivity Information](#)

## Optimize Your Supply Chain with WIN SOURCE Solutions

- ✓ Global Sourcing Solution
- ✓ Obsolete Management
- ✓ Cost Control Management
- ✓ Shortage Management
- ✓ Alternative Solution
- ✓ Excess Inventory Management