



**THE DATASHEET OF  
25VR5KLFTR**



# Single Turn Trimmer



## Model 25

**25P, 25U, 25W, 25S, 25X and 25V are not recommended for new designs. The equivalent parts from model B25 are preferred.**

### Features:

- 1/4" square
- Sealed single turn
- Cermet
- Through-hole



## Electrical

Standard Resistance Range	10 Ohms to 2 Megohms
Standard Resistance Tolerance	±10%
Input Voltage	300 Vdc Max. or rms not to exceed power rating
Power Rating	0.5 Watts at 70°C derating to 0 at 125°C
End Resistance	1% or 2 Ohms Max., whichever is greater
Actual Electrical Travel	210° nominal
Dielectric Strength	900 Vrms
Insulation Resistance	1,000 Megohms Min.
Resolution	Essentially infinite
Contact Resistance Variation	1% or 3 Ohms Max., whichever is greater

## Environmental

Seal	85°C Fluorinert® (No Leaks)
Temperature Coefficient	±100 ppm/°C
Operating Temperature Range	-55°C to +125°C
Thermal Shock	Five cycles -55°C to +125°C (2% ΔRT, 2% ΔVR)
Moisture Resistance	Ten 24 hour cycles (3% ΔRT)
Shock	6 ms sawtooth, 100 G's (1% ΔRT, 1% ΔVR)
Vibration	30 G's, 10 to 2,000 Hz (1% ΔRT, 1% ΔVR)
High Temperature Exposure	250 hours at 125°C (2% ΔRT, 2% ΔVR)
Rotational Life	200 cycles (2 Ohms or 3% ΔRT, whichever is greater)
Load Life	1,000 hours at 70°C & 0.5 Watts (3% ΔRT, 3% ΔVR)
Resistance to Solder Heat	350°C for 3 seconds or 260°C for 10 seconds (1% ΔRT)

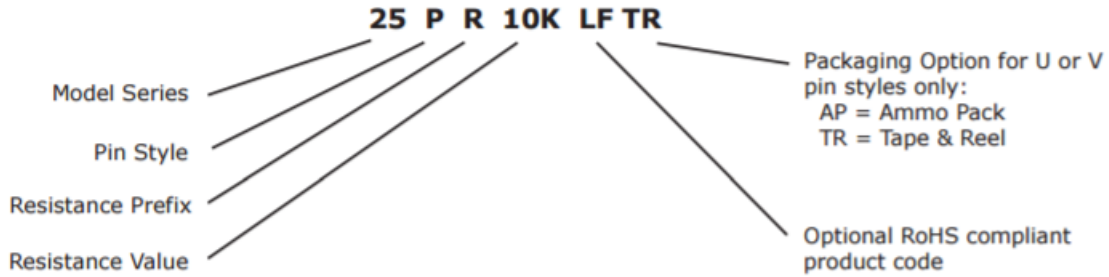
## Mechanical

Mechanical Stops	Solid
Stop Strength	7 oz.-in. Min. (500 g-cm)
Torque	3 oz.-in. Max. (200 g-cm)
Weight	0.02 oz. nominal (0.6 grams)

General Note  
TT Electronics reserves the right to make changes in product specification without notice or liability. All information is subject to TT Electronics' own data and is considered accurate at time of going to print.

TT Electronics | BI Technologies  
Circulo de la Amistad #102 PIMSA IV Mexicali B.C. Mexico C.P 21210  
Ph: + 1 (714) 447-2345  
www.ttelectronics.com/bi-technologies

### Ordering Information



### Packaging Information

Standard (no code): Tubes. 50 units each. All units oriented with #1 pin to same side.

Option (TR code, only for U or V pin style): Tape & Reel. All units oriented with #3 pin toward direction of feed.

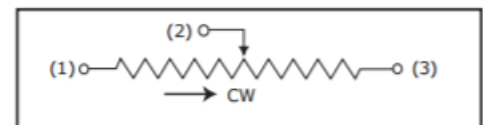
	Pin Style	V	U
Tape	Width =	18 mm	18 mm
	Single hole sprocket =	0.50" pitch	0.50" pitch
	Capacity =	1,000 units	750 units
Reel	Diameter =	14" (363 mm)	14" (363 mm)

Option (AP code, only for U or V pin style): Ammo pack. Tape fold 12". Box 2.0" x 13.4" x 13.8" (50 mm x 340 mm x 350 mm)

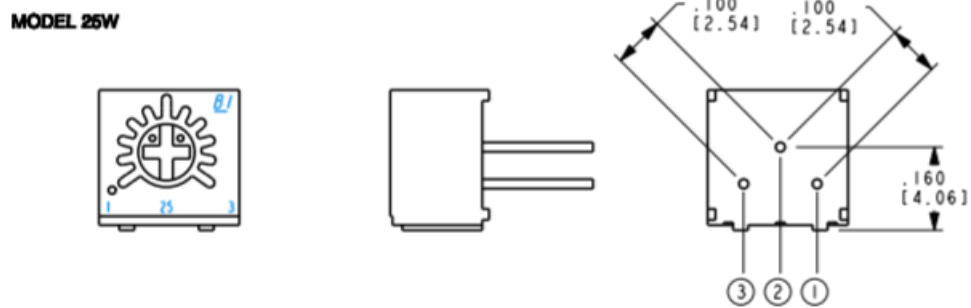
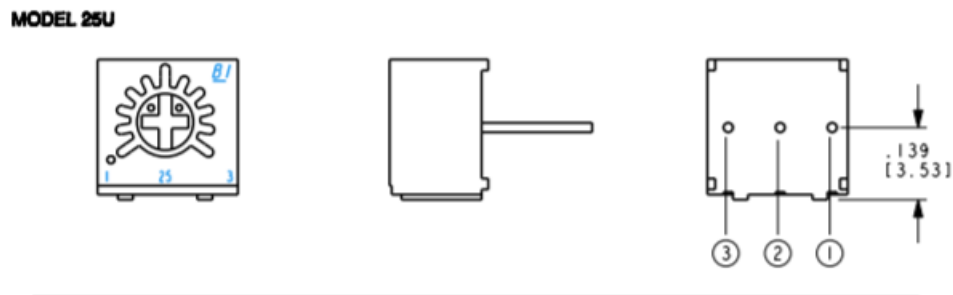
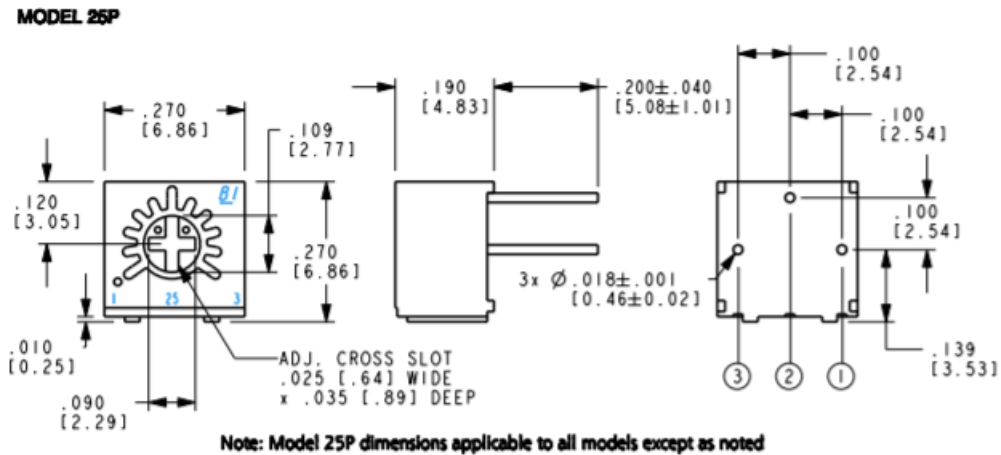
### Standard Resistance Values, Ohms

10	100	1K	10K	100K	1Meg
20	200	2K	20K	200K	2Meg
50	500	5K	50K	500K	

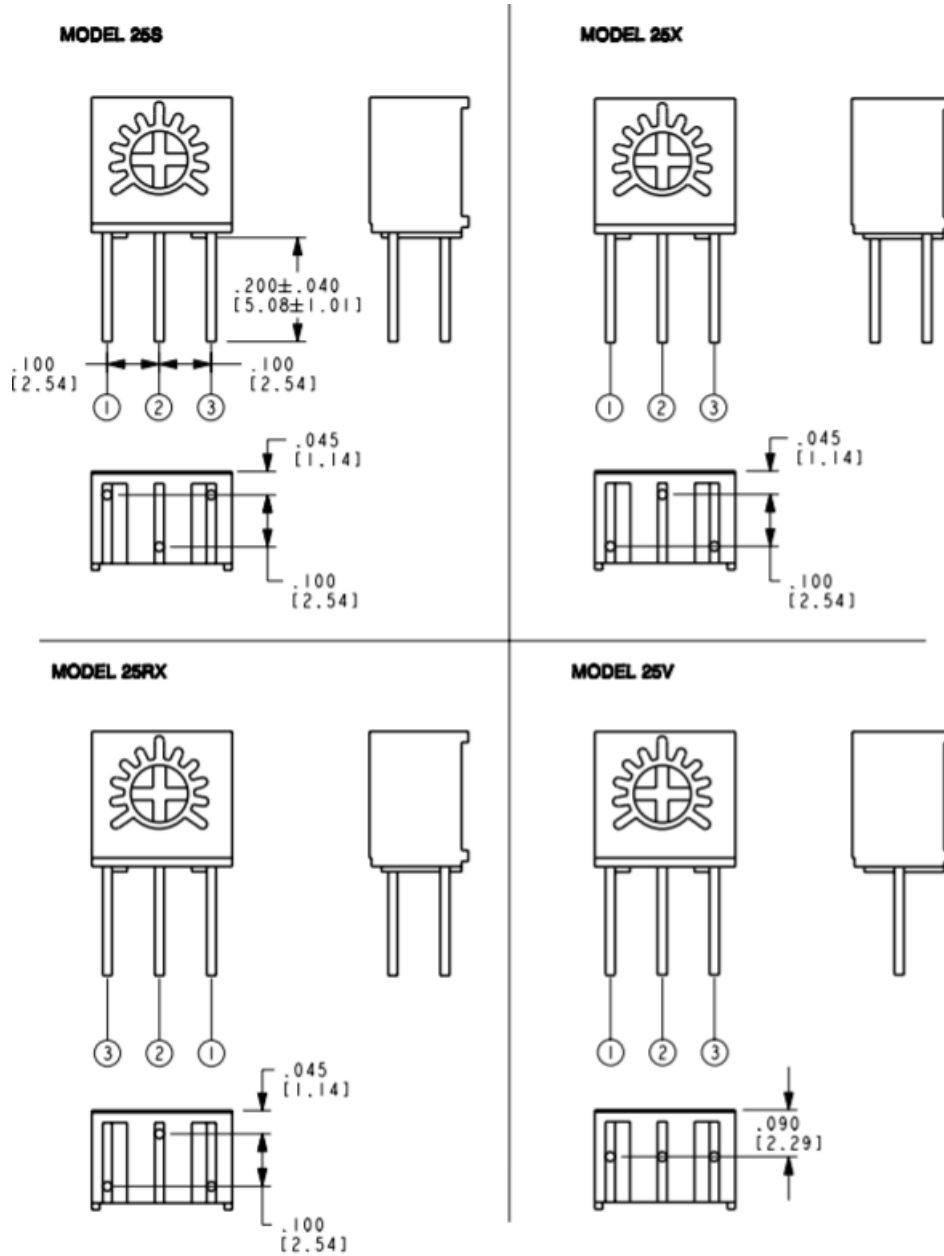
### Circuit Diagram



### Outline Drawings—Top Adjustment



### Outline Drawings—Side Adjustment



## Looking for pricing, stock, or lifecycle information?

Click below to explore more details on WIN SOURCE:

 [View 25VR5KLFTR](#) on WIN SOURCE

 [TT Electronics](#) Information

## Optimize Your Supply Chain with WIN SOURCE Solutions

-  Global Sourcing Solution
-  Obsolete Management
-  Cost Control Management
-  Shortage Management
-  Alternative Solution
-  Excess Inventory Management