



**THE DATASHEET OF
1N4007B-G**



1N4001-G Thru. 1N4007-G

Voltage: 50 to 1000 V

Current: 1.0 A

RoHS Device

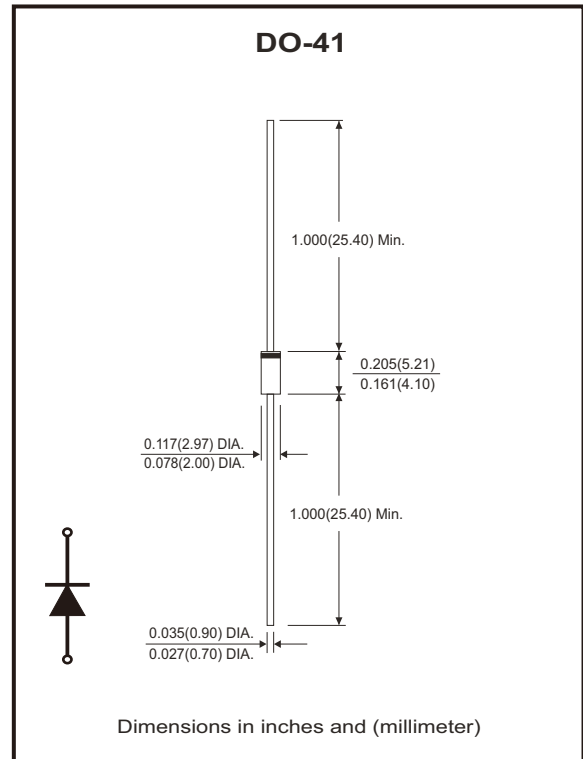


Features

- Low cost construction.
- Fast forward voltage drop.
- Low reverse leakage.
- High forward surge current capability.
- High soldering temperature guarantee: 260 °C/10 seconds, 0.375"(9.5mm) lead length at 5lbs(2.3kg) tension.

Mechanical data

- Case: Transfer molded plastic, DO-41
- Epoxy: UL 94V-0 rate flame retardant
- Polarity: Indicated by cathode band
- Lead: Plated axial lead, solderable per MIL-STD-750, method 2026
- Mounting position: Any
- Weight: 0.012ounce, 0.34 grams(approx.).



Electrical Characteristics (at TA=25°C unless otherwise noted)

Ratings at 25°C ambient temperature unless otherwise specified.
Single phase, half wave, 60Hz, resistive or inductive load.
For capacitive load derate current by 20%.

Parameter	Symbol	1N4001 -G	1N4002 -G	1N4003 -G	1N4004 -G	1N4005 -G	1N4006 -G	1N4007 -G	Unit
Maximum Repetitive Peak Reverse Voltage	V_{RRM}	50	100	200	400	600	800	1000	V
Maximum RMS Voltage	V_{RMS}	35	70	140	280	420	560	700	V
Maximum DC Blocking Voltage	V_{DC}	50	100	200	400	600	800	1000	V
Maximum Average Forward Rectified Current 0.375"(9.5mm) Lead Length @TA=55°C	I_{AV}	1.0							A
Peak Forward Surge Current, 8.3ms single half sine-wave superimposed on rated load (JEDEC method)	I_{FSM}	30							A
Maximum Instantaneous Forward Voltage @1.0A	V_F	1.1							V
Maximum DC Reverse Current at Rated DC Blocking voltage per element	TA=25°C	5.0							µA
	TA=100°C	50							
Typical Junction Capacitance (Note 1)	C_J	15							pF
Typical Thermal Resistance (Note 2)	$R_{\theta JA}$	60							°C/W
Operating Temperature Range	T_J	-55 ~ +150							°C
Storage Temperature Range	T_{STG}	-55 ~ +150							°C

NOTES:

1. Measured at 1.0MHz and applied reverse voltage of 4.0V DC.
2. Thermal Resistance from junction to ambient and junction to lead at 0.375"(9.5mm) lead length P.C.B mounted.

Company reserves the right to improve product design , functions and reliability without notice.

REV:B

Rating and Characteristic Curves (1N4001-G Thru. 1N4007-G)

Fig.1 - Typical Forward Current Derating Curve

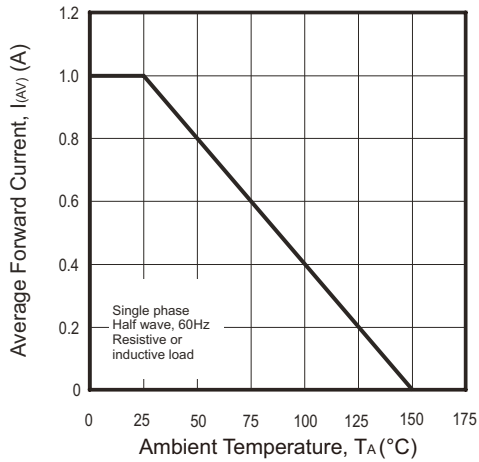


Fig.2 - Maximum. Non-Repetitive Peak Forward Surge Current

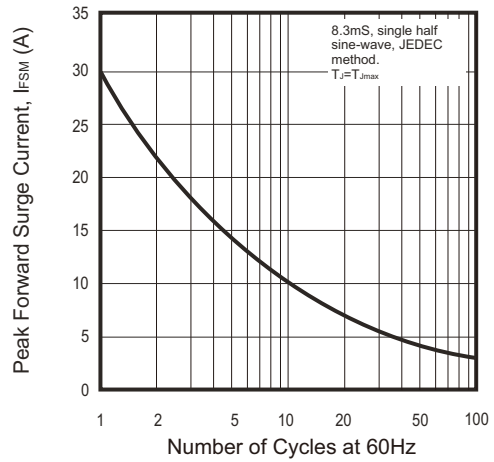


Fig.3 - Typical Instantaneous Forward Characteristics

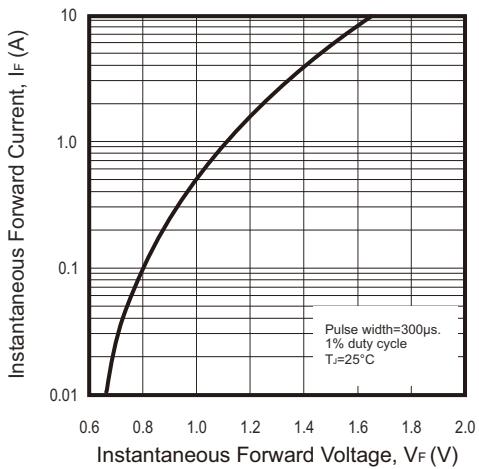


Fig.4 - Typical Reverse Characteristics

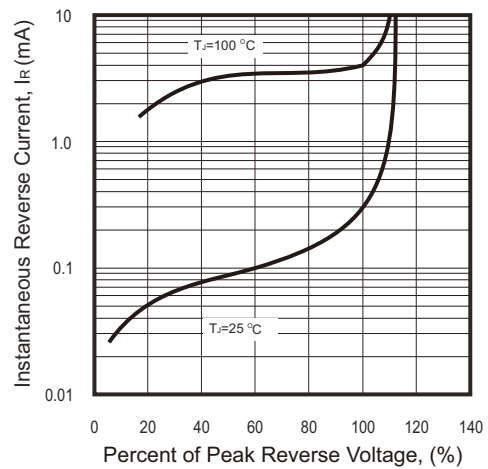
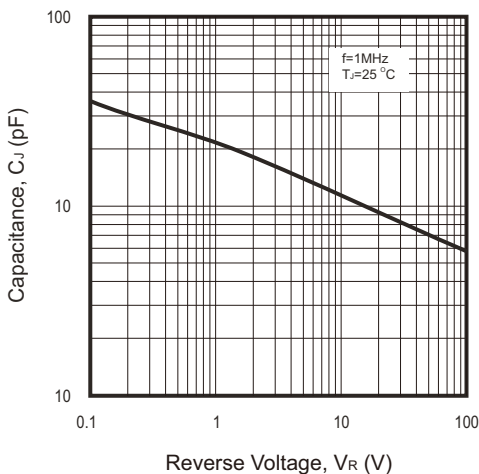


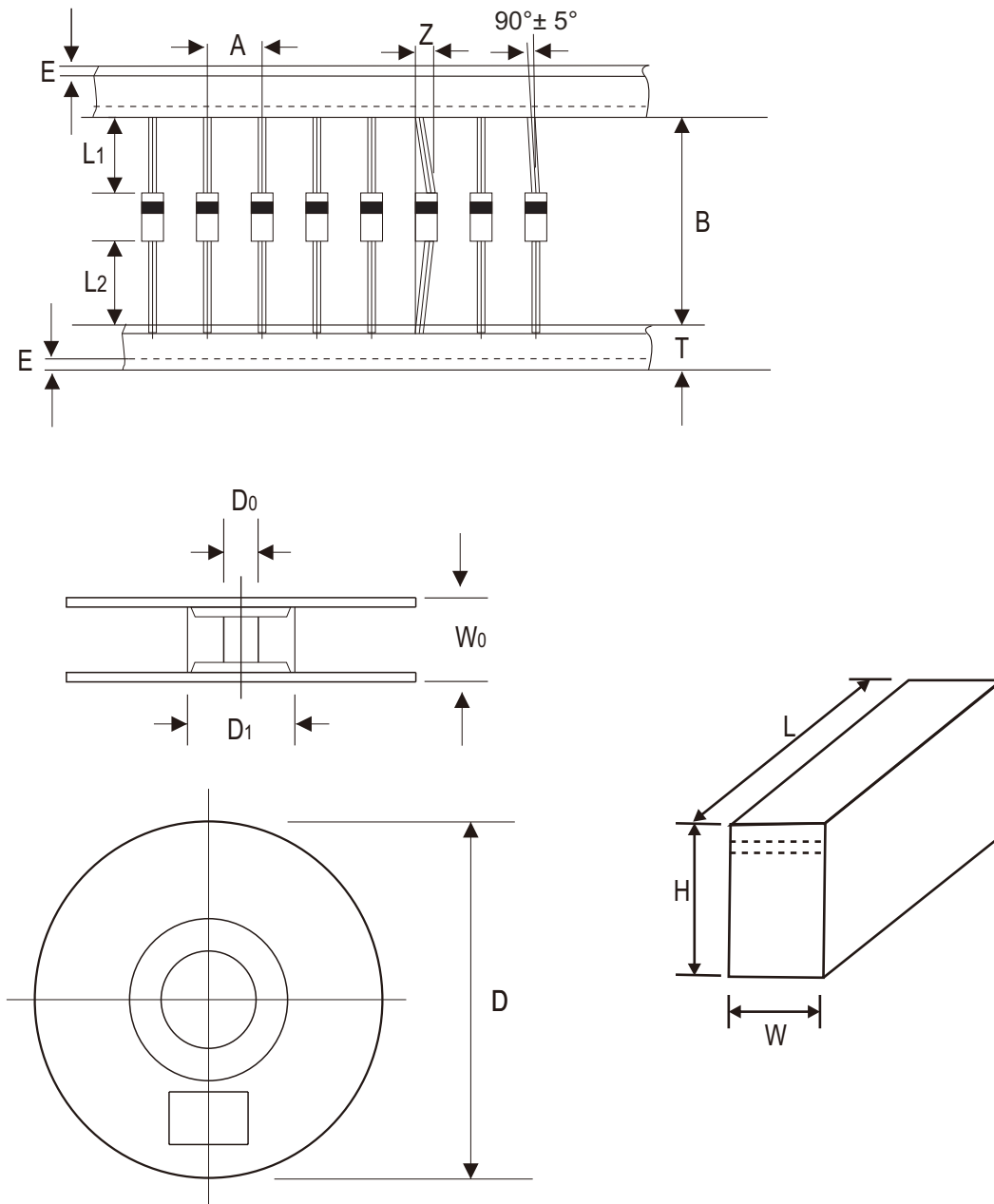
Fig.5 - Typical Junction Capacitance



Company reserves the right to improve product design , functions and reliability without notice.

REV:B

Taping Specification For Axial Lead Diodes



DO-41	SYMBOL	A	B	Z	T	E	L1-L2
	(mm)	5.00 ± 0.50	52.40 ± 1.50	1.60 (max)	6.00 ± 0.40	3.00 (max)	1.00 (max)
	(inch)	0.197 ± 0.020	2.063 ± 0.059	0.063 (max)	0.236 ± 0.016	0.118 (max)	0.039 (max)

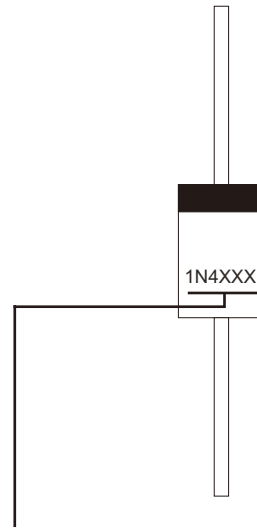
DO-41	SYMBOL	D1	D0	D	W0	L	W	H
	(mm)	85.70 ± 0.30	16.60 ± 0.40	330.00	72.00 ± 3.00	260.00 ± 5.00	75.00 ± 5.00	150.00 ± 5.00
	(inch)	3.374 ± 0.012	0.654 ± 0.016	12.992	2.835 ± 0.118	10.236 ± 0.197	2.953 ± 0.197	5.906 ± 0.197

Company reserves the right to improve product design, functions and reliability without notice.

REV:B

Marking Code

Part Number	Marking Code	Packaging
1N4001T-G	1N4001	REEL
1N4002T-G	1N4002	REEL
1N4003T-G	1N4003	REEL
1N4004T-G	1N4004	REEL
1N4005T-G	1N4005	REEL
1N4006T-G	1N4006	REEL
1N4007T-G	1N4007	REEL
1N4001A-G	1N4001	AMMO
1N4002A-G	1N4002	AMMO
1N4003A-G	1N4003	AMMO
1N4004A-G	1N4004	AMMO
1N4005A-G	1N4005	AMMO
1N4006A-G	1N4006	AMMO
1N4007A-G	1N4007	AMMO
1N4001B-G	1N4001	BULK
1N4002B-G	1N4002	BULK
1N4003B-G	1N4003	BULK
1N4004B-G	1N4004	BULK
1N4005B-G	1N4005	BULK
1N4006B-G	1N4006	BULK
1N4007B-G	1N4007	BULK



1N4XXX = Product type marking code

Note:

1) Suffix code after part number to specify packaging item .

Packaging	Code
REEL PACK	T
AMMO PACK	A
BULK PACK	B

Standard Packaging

Case Type	REEL PACK	
	REEL (pcs)	Reel Size (inch)
DO-41	5,000	13

Case Type	BULK PACK
	BOX (pcs)
DO-41	1,000

Case Type	AMMO PACK
	BOX (pcs)
DO-41	5,000

Company reserves the right to improve product design , functions and reliability without notice.

REV:B

Looking for pricing, stock, or lifecycle information?

Click below to explore more details on WIN SOURCE:

- [View 1N4007B-G on WIN SOURCE](#)
- [Comchip Technology Information](#)

Optimize Your Supply Chain with WIN SOURCE Solutions

- ✓ Global Sourcing Solution
- ✓ Obsolete Management
- ✓ Cost Control Management
- ✓ Shortage Management
- ✓ Alternative Solution
- ✓ Excess Inventory Management