



THE DATASHEET OF
105-040-208-200



100/103/105/106 Series



Card Edge Connectors

Features:

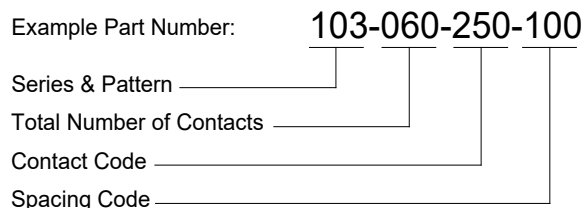
- 0.100" (2.54mm) or 0.200" (5.08mm) contact spacing for contacts on strips
- Other spacings accommodated with loose contacts
- Assemble into 0.062" (1.57mm) nominal thickness P.C. board by staking and/or soldering of contact tails
- Edacon hermaphroditic contact mating design
- Card guides, guide pins, guide sockets and polarizing sleeves to ensure correct alignment and mating design
- Handling and assembly simplified with contacts on strips
- Designed to mate with 100 series contacts in parallel or perpendicular board configurations
- RoHS Compliant



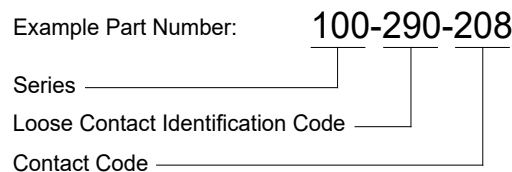
Specifications:

Contact Material	Copper Alloy
Contact Plating	Gold Plating over Nickel for entire contact
Current Rating	5 or 10 amps (see ordering code notes)
Contact Resistance	10 milliohms maximum
Insertion and Withdrawal Force	2 to 16 oz (0.56 to 4.45 N) per contact

103/105/106 CONTACTS ON STRIPS



100 SERIES LOOSE CONTACTS



Series	Pattern 5	Pattern Descriptions
103		Horizontal
105		Vertical
106		45 Degree

Contact Code 1,2,4	Pattern	Contact Spacing
201, 202, 203	105	.200 (5.08)
208	105	.100 (2.54) or .200 (5.08)
250, 251	103 or 106	.200 (5.08)
253	103 or 106	.100 (2.54) or .200 (5.08)

Total Number of Contacts	Descriptions
002, 003,...060	.200 (5.08)
002, 003,...120	.100 (2.54)

Spacing Code	Contact Spacing
100	.100 (2.54)
200	.200 (5.08)

Contact Code 1,2,3,4,6	Silhouette	Tail Length "G"
201		.122 (3.10)
202		.122 (3.10)
203		.122 (3.10)
208		.108 (2.74)
210		.122 (3.10)
250		.122 (3.10)
251		.375 (9.53)
253		.110 (2.79)
258		.497 (12.62)

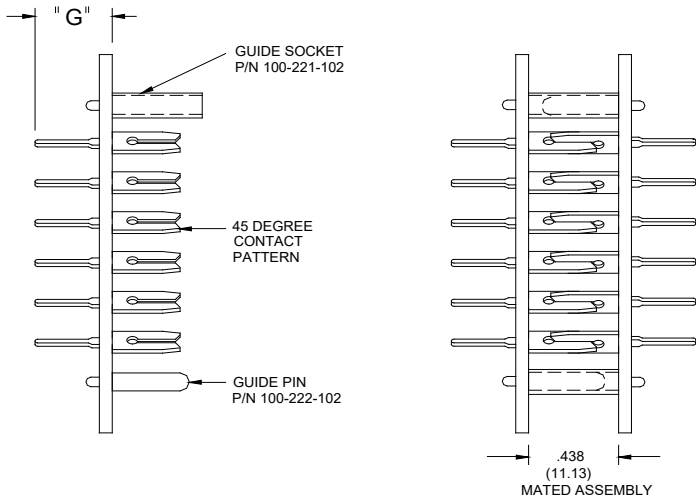
Ordering Code Notes:

- 1) Contact codes 208, 253 are rated for 5 amps current. All other contacts are rated for 10 amps.
- 2) Contact codes 208, 253 will mate together, but not with other contacts listed.
- 3) Pattern schematics are views towards the tip of the contact tails.
- 4) Consult with EDAC regarding double row staggered patterns for contact codes 250, 251. Available with up to 60 contacts per row, these patterns have .125 (3.18) row spacing for use on mother boards that mate with upper and lower tier daughter boards contacts.
- 5) All strip lengths up to 60 or 120 contacts (as determined by spacing and pattern) are available upon request.
- 6) Contact codes 210 and 258 are available loose only.

Card Edge Connectors

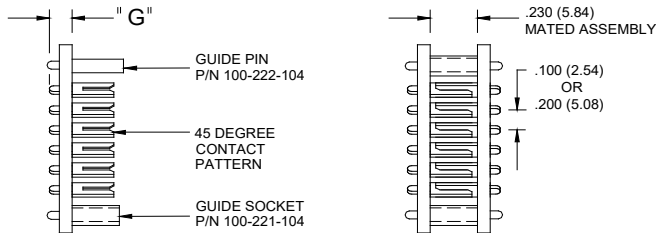
PARALLEL P.C. BOARDS .200 (5.08) CONTACT SPACING

CONTACT CODES 250, 251
.062 (1.57) NOMINAL THICKNESS BOARDS



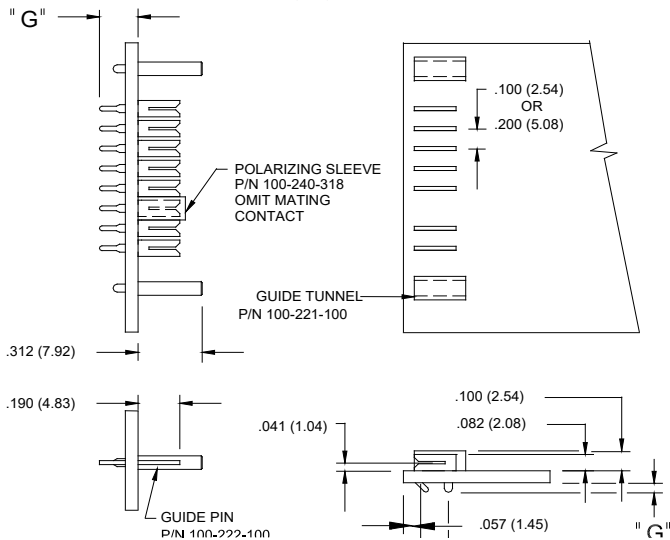
PARALLEL P.C. BOARDS .100 (2.54) OR .200 (5.08) CONTACT SPACING

CONTACT CODES 253
.062 (1.57) NOMINAL THICKNESS BOARDS



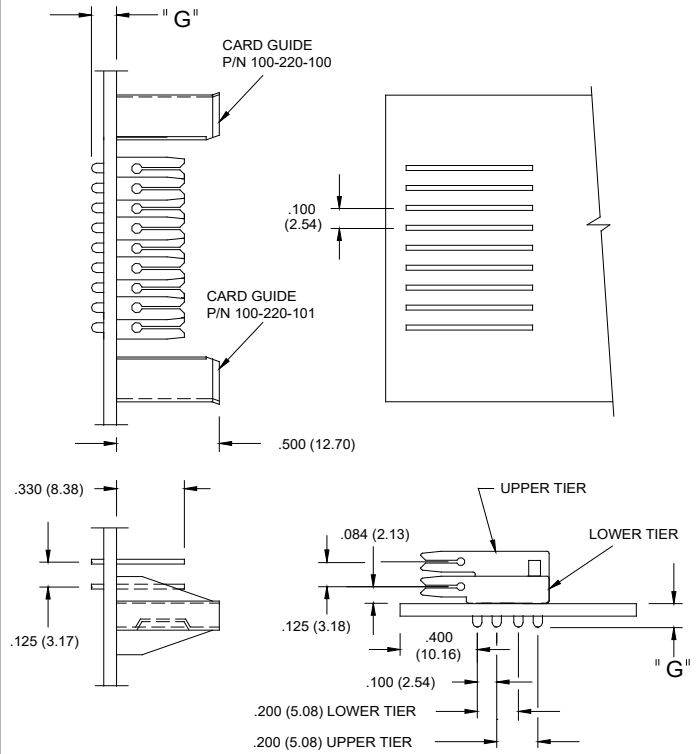
MOTHER/DAUGHTER BOARDS .100 (2.54) OR .200 (5.08) CONTACT SPACING

MOTHER BOARD - CONTACT CODES 253
DAUGHTER BOARD - CONTACT CODE 208
-.062 (1.57) NOMINAL THICKNESS BOARDS



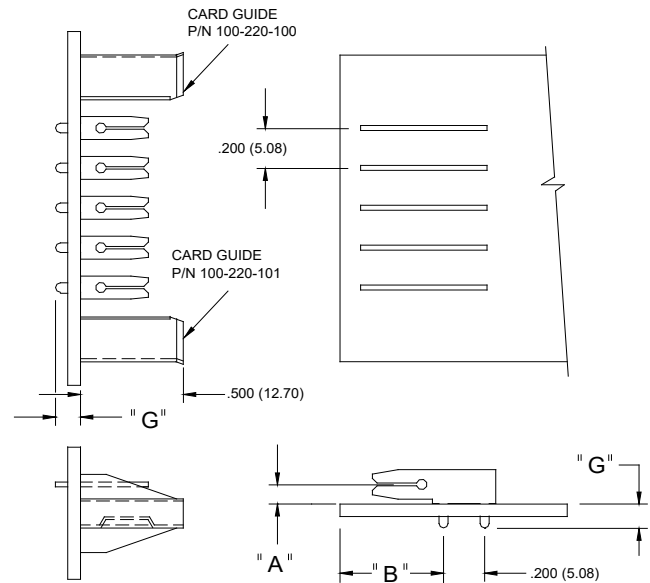
MOTHER/DAUGHTER BOARDS .100 (2.54) CONTACT SPACING

MOTHER BOARD - CONTACT CODES 250, 251
-.062 (1.57) NOMINAL THICKNESS BOARDS
DAUGHTER BOARD - UPPER TIER CONTACT CODE 201
- LOWER TIER CONTACT CODES 202, 203
-.062 (1.57) NOMINAL THICKNESS BOARDS



MOTHER/DAUGHTER BOARDS .200 (5.08) CONTACT SPACING

MOTHER BOARD - CONTACT CODES 250, 251
-.062 (1.57) NOMINAL THICKNESS
DAUGHTER BOARD - CONTACT CODES 201, 202, 203
-.062 (1.57) NOMINAL THICKNESS BOARDS



CONTACT CODE	" A "	" B "
201	.209 (5.31)	.500 (12.70)
202, 203	.084 (2.13)	.400 (10.16)

Looking for pricing, stock, or lifecycle information?

Click below to explore more details on WIN SOURCE:

 [View 105-040-208-200 on WIN SOURCE](#)

 [EDAC Inc. Information](#)

Optimize Your Supply Chain with WIN SOURCE Solutions

-  Global Sourcing Solution
-  Obsolete Management
-  Cost Control Management
-  Shortage Management
-  Alternative Solution
-  Excess Inventory Management