



**THE DATASHEET OF
0ADAP0250-RE**



Type 0ADAC / 0ADAP

Fast-Acting Fuse Series

HF  0ADAC/0ADAP Series, 6x32mm Ceramic Tube Fast-Acting Fuse RoHS Compliant

Description



A 600VAC/VDC rated ceramic tube in a compact, 6.3 x 32mm package designed for circuit protection in high energy and high voltage applications.

Features

- Fast-acting, high breaking capacity up to 600Vac/dc
- Available in cartridge and pigtail axial lead
- Designed to UL 248-1
- Full compliance with EU Directive 2011/65/EU and amending directive 2015/863
- Halogen Free
- Lead Free



Applications

- Digital Measuring Instruments
- Industrial Power Supplies
- DC/DC modules
- Power Inverters
- UPS
- Smart Meters
- 3 phase

LEAD FREE = 
 HALOGEN FREE = 




Physical Specifications

Materials	Body : Ceramic
	Cap: Silver Plated Caps
	Pigtail Leads: Tin Plated Copper
Marking	On Fuse :
	"bel"
	"0ADA" "Current Rating", "Voltage Rating", "Appropriate Safety Logos"
	On Label :
	"bel", "0ADAC" or "0ADAP", "Current Rating", "Voltage Rating", "Interrupting Rating", "Appropriate Safety Logos" and "  ", "  "(China RoHS compliant).

Electrical Characteristics

Testing Current	Opening Time
100%	4 hour Min.
250%	120 sec Max.

Safety Agency Approvals

Safety Agency	Safety Agency Certificate	Ampere Rating / Voltage Rating	Ampere Range / Volt @ I.R. ability*
	E20624	200mA – 12A 600V AC/DC	200mA – 12A / 600V @ 10KA AC / 600V @ 10KA DC

*I.R.= Interrupting Rating = Short Circuit Rating(Amps)

Environmental Specifications

Operating Temperature	-50°C to +105°C
Terminal Strength	MIL-STD-202G, Method 211 Test Condition A
Lead Solderability	MIL-STD-202, Method 208
Mechanical Vibration	MIL-STD-202, Method 201
Thermal Shock	MIL-STD-202, Method 107 Test Condition B (5 cycles -65°C to +125°C)
Humidity	MIL-STD-202, Method 103, Test Condition A (95%RH and 40°C for 240 hours)

Electrical Specifications

Part Number	Ampere Rating	Typical Cold Resistance (mOhms)	Voltage and Interrupting Ratings	Typical Voltage Drop (mV)	Typical Pre –Arcing I ² t (A ² Sec)
0ADAx0200-xx	200mA	3900	See Table of Ratings on Page 1 for Voltage and associated Interrupting Ratings	850	0.003
0ADAx0250-xx	250mA	2755		828	0.009
0ADAx0315-xx	315mA	1900		568	0.030
0ADAx0400-xx	400mA	1875		890	0.038
0ADAx0500-xx	500mA	1160		616	0.041
0ADAx0600-xx	600mA	1035		765	0.072
0ADAx1000-xx	1A	450		553	0.23
0ADAx1600-xx	1.6A	160		307	0.89
0ADAx2000-xx	2A	155		381	1.28
0ADAx2500-xx	2.5A	89		275	3.91
0ADAx3000-xx	3A	64		218	7.74
0ADAx3150-xx	3.15A	60		230	9.92
0ADAx4000-xx	4A	44		223	15.50
0ADAx5000-xx	5A	33		221	26.50
0ADAx6000-xx	6A	26		214	41.76
0ADAx8000-xx	8A	18		203	76.80
0ADAx9100-xx	10A	16.8		242	101.40
0ADAx9120-xx	12A	12.8		233	187.20

Consult manufacturer for other ratings

*DC Cold Resistance are measured at <10% of rated current in ambient temperature of 25°C

*Typical Pre-arcing I²t are measured at 10In Current

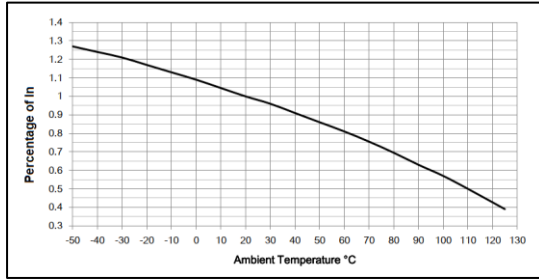


Specifications subject to change without notice

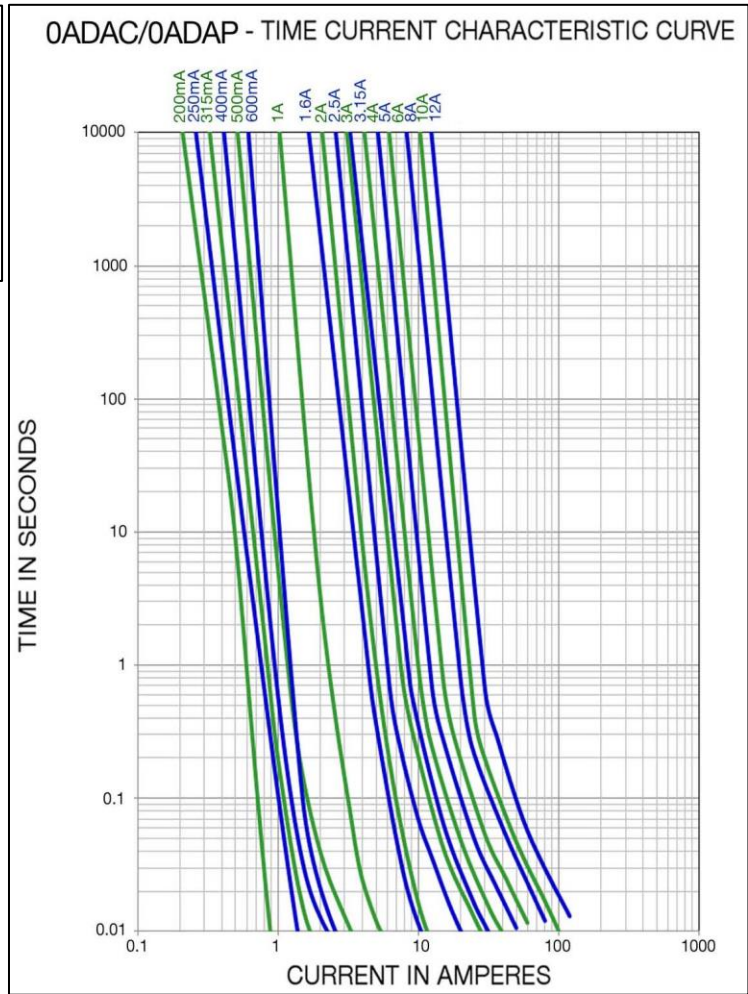
Bel Fuse Inc.
206 Van Vorst Street
Jersey City, NJ 07302 USA

+1 201.432.0463
Bel.US.CS@belf.com
belfuse.com/circuit-protection

Temperature Re-Rating Curve



Average Time Current Curve



Soldering parameters for Pigtail Type

Wave Soldering Compatible: (260°C, 10 sec max)

Hand-Solder:

Solder Iron Temperature: (350°C +/- 5°C)

Heating Time: (5 sec max)



Specifications subject to change without notice

Bel Fuse Inc.
206 Van Vorst Street
Jersey City, NJ 07302 USA

+1 201.432.0463
Bel.US.CS@belf.com
belfuse.com/circuit-protection

Type 0ADAC /0ADAP

Fuse FGNO Explanation

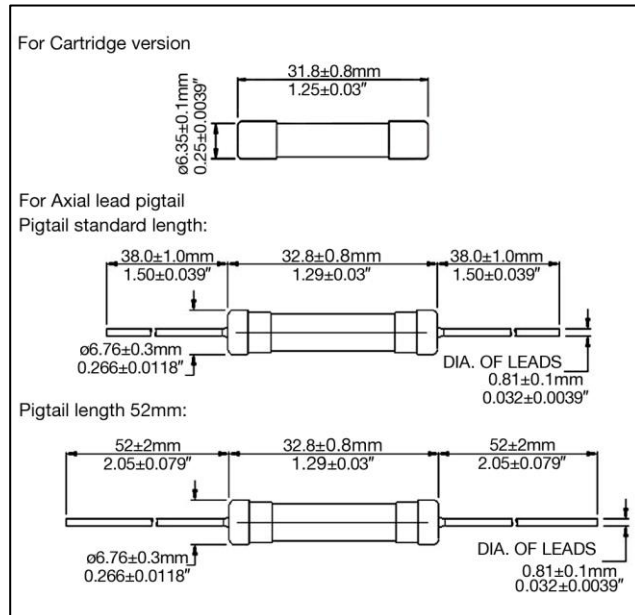
0ADA X [XXXX] -XX

0ADAC/P=0ADAC/P; [XXXX]=Ampere Rating; XX=See Ordering Information as below

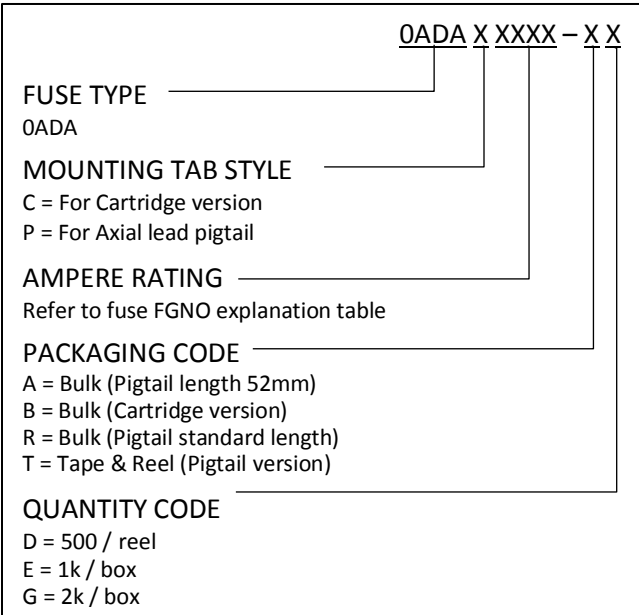
Fraction	Decimal	Milliamps	Bel FGNO[XXXX]
1/5	0.200	200	0200
1/4	.250	250	0250
	.315	315	0315
4/10	.400	400	0400
1/2	.500	500	0500
6/10	.600	600	0600

Fraction	Decimal	Amps	Bel FGNO[XXXX]
	1.0	1	1000
	1.6	1.6	1600
	2.0	2	2000
2-1/2	2.5	2.5	2500
	3.0	3	3000
	3.15	3.15	3150
	4.0	4	4000
	5.0	5	5000
	6.0	6	6000
	8.0	8	8000
		10	9100
		12	9120

Mechanical Dimensions



Ordering Information



Packaging

Packaging Option	Quantity	Packaging Code
Bulk (Cartridge version)	1000	BE
Bulk(Pigtail Type, Pigtail standard length)	1000	RE
Bulk(Pigtail Type, Pigtail length 52mm)	2000	AG
Tape & Reel (Pigtail Type)	500	TD



Specifications subject to change without notice

Bel Fuse Inc.
206 Van Vorst Street
Jersey City, NJ 07302 USA

+1 201.432.0463
Bel.US.CS@belf.com
belfuse.com/circuit-protection

Looking for pricing, stock, or lifecycle information?

Click below to explore more details on WIN SOURCE:

 [View 0ADAP0250-RE on WIN SOURCE](#)

 [Bel Fuse Inc. Information](#)

Optimize Your Supply Chain with WIN SOURCE Solutions

-  Global Sourcing Solution
-  Obsolete Management
-  Cost Control Management
-  Shortage Management
-  Alternative Solution
-  Excess Inventory Management