



THE DATASHEET OF
0299035.ZXNV



MAXI Blade Fuses Rated 32V

The MAXI® fuse uses “Diffusion Pill Technology” to provide predictable time delay characteristics and low heat dissipation.

Specifications

Voltage Rating:
Interrupting Rating:
*Recommended Environmental Temperature:
Terminals Material:
Housing Material:

**MAXI
(Silver Plated)**
32 VDC
1000A @ 32 VDC
-40°C to +125°C
Silver plated zinc alloy
PA66
(U.L. 94 Flammability rating – V2)
5.7±5% gr
SAE J 1888, SAE 2576,
ISO 8820-3:2002(E)

**MAXI Sn
(Tin Plated)**
32 VDC
1000A @ 32 VDC
-40°C to +125°C
Tin plated zinc alloy
PA66
(U.L. 94 Flammability rating – V2)
5.7±5% gr
SAE J 1888, SAE 2576,
ISO 8820-3:2002(E)

Net Weight Per Fuse:
Complies with:

*Tin plating's temperature limit is ≈130°C, Silver plating allows up to 150°C at the interface.

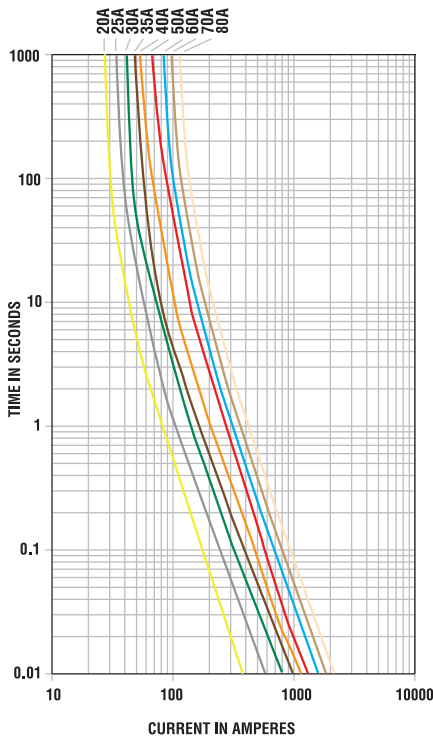


MAXI Blade Fuses



MAXI Sn Fuse (tin plated)

Time-Current Characteristic Curves



Ordering Information

Part Number	Rating	Package Size
0299xxx.ZXNV	20 - 80	1200
0299xxx.L	20 - 80	50
0299xxx.TXN	20 - 80	10
MAXI Sn Fuse		
0299xxx.ZXT	20 - 80	1200

Time-Current Characteristics

% of Rating	Opening Time Min / Max (s)
100	360,000 / ∞
135	60 / 1,800
200	2 / 60
350	0.2 / 7
600	0.04 / 1

Ratings

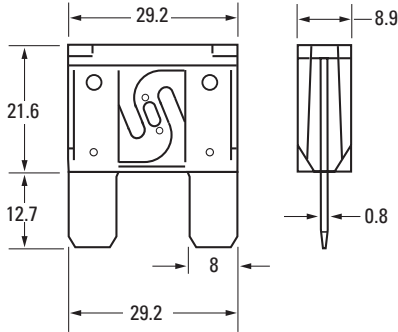
Part Number	Current Rating (A)	Housing Material Color	Test Cable Size (mm ²)	Typ. Voltage Drop (mV)	Typ. Cold Resistance (mΩ)	Typ. I ² t (A ² s)
0299020_	20	Yellow	4	76	3.10	1,100
0299025_	25	Grey	4	75	2.39	2,100
0299030_	30	Green	4	77	1.95	4,100
0299035_	35	Brown	4	75	1.71	6,000
0299040_	40	Orange	4	75	1.42	8,500
0299050_	50	Red	6	73	1.10	11,300
0299060_	60	Blue	6	77	0.89	15,300
0299070_	70	Tan	10	61	0.64	21,200
0299080_	80	Light Yellow	10	62	0.54	43,600

The typical I²t is an average value calculated from the breaking capacity tests by using the melting time before the arcing occurs.

MAXI Blade Fuses Rated 32V

Dimensions

Dimensions in mm for reference only.
See outline drawing for dimensions and tolerances.



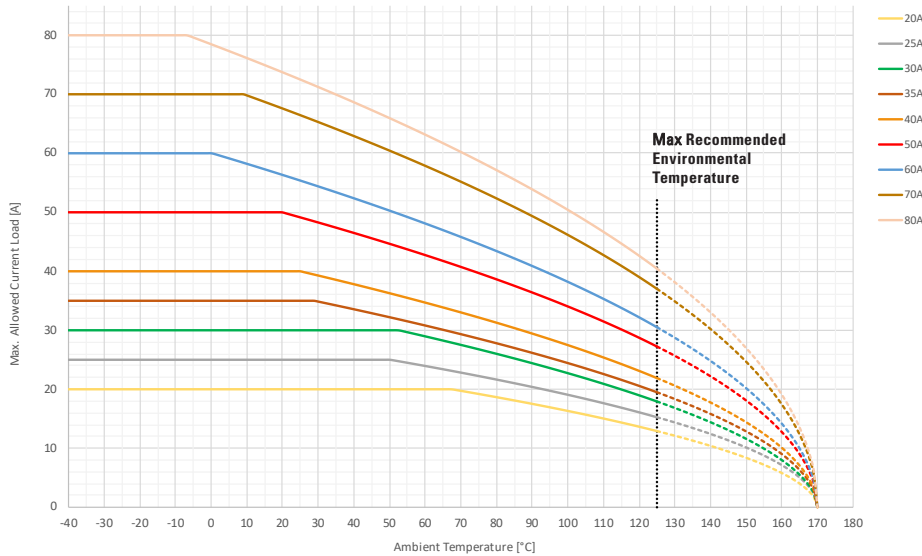
Temperature Table

	max. allowed current load [A] at ambient temperature (typical derating)						
	-40°C	0°C	20°C	65°C	85°C	110°C	125°C
20A	20	20	20	20	18	15	13
25A	25	25	25	23	21	18	15
30A	30	30	30	28	25	21	18
35A	35	35	35	30	27	23	19
40A	40	40	40	34	30	25	22
50A	50	50	50	42	38	31	27
60A	60	60	56	47	42	35	31
70A	70	70	68	57	51	43	37
80A	80	78	74	62	56	47	40

Typical Derating of Fuse Melting Element

Temperature Security Margin is 20%

Please contact Littelfuse® for Details Regarding Derating Test Set-Up.



Derating curves may change depending on the final condition of the application (terminals characteristics, wire size etc..). Please ask Littelfuse® for more information.

REV07272021

Littelfuse® products are not designed for, and shall not be used for, any purpose (including, without limitation, automotive, military, aerospace, medical, life-saving, life-sustaining or nuclear facility applications, devices intended for surgical implant into the body, or any other application in which the failure or lack of desired operation of the product may result in personal injury, death, or property damage) other than those expressly set forth in applicable Littelfuse® product documentation. Warranties granted by Littelfuse® shall be deemed void for products used for any purpose not expressly set forth in applicable Littelfuse® documentation. Littelfuse® shall not be liable for any claims or damages arising out of products used in applications not expressly intended by Littelfuse® as set forth in applicable Littelfuse® documentation. The sale and use of Littelfuse® products is subject to Littelfuse Terms and Conditions of Sale, unless otherwise agreed by Littelfuse®.

Looking for pricing, stock, or lifecycle information?

Click below to explore more details on WIN SOURCE:

 [View 0299035.ZXNV on WIN SOURCE](#)

 [Littelfuse Inc. Information](#)

Optimize Your Supply Chain with WIN SOURCE Solutions

-  Global Sourcing Solution
-  Obsolete Management
-  Cost Control Management
-  Shortage Management
-  Alternative Solution
-  Excess Inventory Management