



THE DATASHEET OF BLK-18-S+





COAXIAL

DC Block

BLK-18-S+

50Ω 0.01 to 18 GHz SMA Female to SMA Male

FEATURES

- Broadband performance
- Low Insertion loss
- Rugged unibody construction
- Off-the-shelf availability



Generic photo used for illustration purposes only

APPLICATIONS

- Test and Measurement Instrumentation
- Communication Systems
- Defense Systems

Model No.	BLK-18-S+
Case Style	FF888
Connectors	SMA F-SMA M

+RoHS Compliant
 The +Suffix identifies RoHS Compliance.
 See our website for methodologies and qualifications

ELECTRICAL SPECIFICATIONS AT 25°C

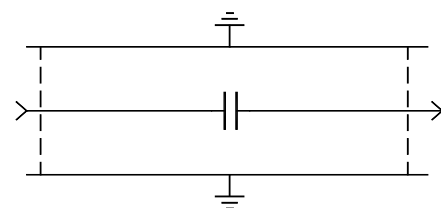
Parameter	Frequency (GHz)	Min.	Typ.	Max.	Units
Frequency Range		0.01		18	GHz
Insertion Loss	0.01-0.1	—	0.02	0.2	dB
	0.1-1.0	—	0.07	0.3	
	1.0-4.0	—	0.15	0.65	
	4.0-8.0	—	0.38	1.0	
	8.0-18	—	1.00	—	
Return Loss	0.01-0.1	20	26	—	dB
	0.1-1.0	20	36	—	
	1.0-4.0	20	24	—	
	4.0-8.0	15	18	—	
	8.0-18	—	12	—	

ABSOLUTE MAXIMUM RATINGS

Parameter	Ratings
Operating Case Temperature	-55 °C to +100 °C
Storage Temperature	-55 °C to +100 °C
DC Input Voltage	50 V
Input Power	36 dBm

Permanent damage may occur if any of these limits are exceeded.

ELECTRICAL SCHEMATIC





COAXIAL

DC Block

BLK-18-S+

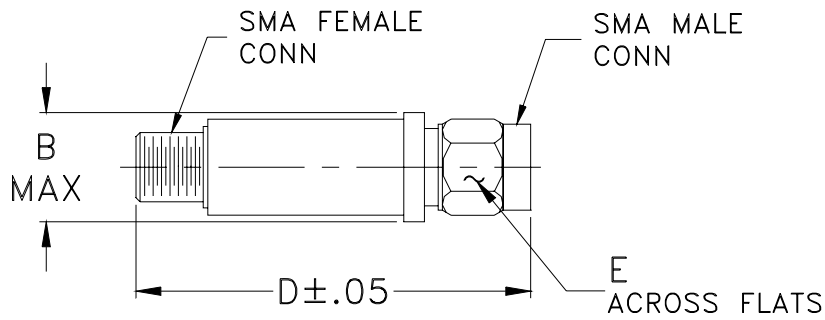
Mini-Circuits

50Ω 0.01 to 18 GHz SMA Female to SMA Male

COAXIAL CONNECTIONS

Port 1	SMA - Female
Port 2	SMA - Male

OUTLINE DRAWING



OUTLINE DIMENSIONS (Inches/mm)

	B	D	E	Weight Grams
inches	.410	1.18	.312	
mm	10.41	29.97	7.92	7.0



COAXIAL

DC Block

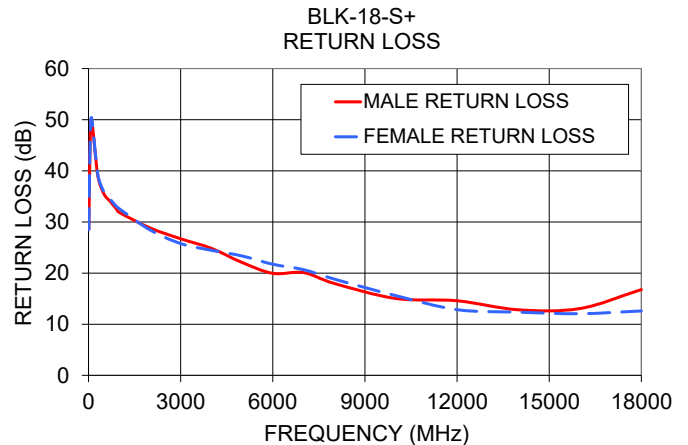
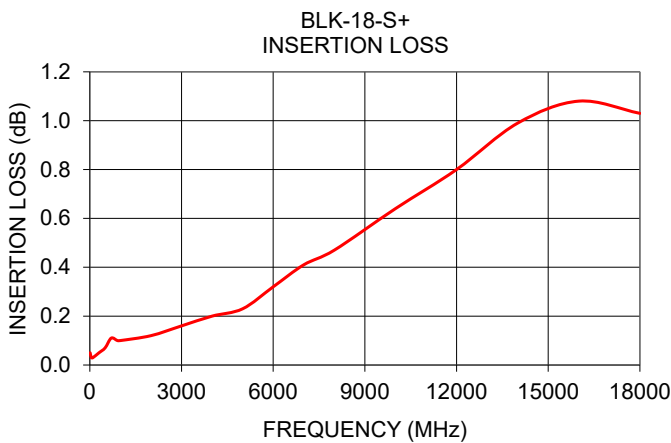
BLK-18-S+

Mini-Circuits

50Ω 0.01 to 18 GHz SMA Female to SMA Male

TYPICAL PERFORMANCE DATA AND CHARTS

Frequency (MHz)	Insertion Loss (dB)	Return Loss (dB)	
		Male	Female
10.00	0.05	28.49	28.48
50.00	0.03	45.13	45.06
100.00	0.03	50.04	50.34
300.00	0.05	39.11	39.36
500.00	0.07	35.50	35.89
700.00	0.11	34.05	34.48
900.00	0.10	32.59	33.09
1000.00	0.10	31.87	32.59
2000.00	0.12	28.84	28.45
3000.00	0.16	26.71	25.78
4000.00	0.20	24.84	24.46
5000.00	0.23	22.08	23.35
6000.00	0.32	19.95	21.73
7000.00	0.41	20.10	20.67
8000.00	0.47	17.98	18.83
10000.00	0.64	15.04	15.60
12000.00	0.80	14.59	12.85
14000.00	0.99	12.82	12.36
16000.00	1.08	13.07	12.06
18000.00	1.03	16.78	12.60



NOTES

- A. Performance and quality attributes and conditions not expressly stated in this specification document are intended to be excluded and do not form a part of this specification document.
- B. Electrical specifications and performance data contained in this specification document are based on Mini-Circuit's applicable established test performance criteria and measurement instructions.
- C. The parts covered by this specification document are subject to Mini-Circuits standard limited warranty and terms and conditions (collectively, "Standard Terms"); Purchasers of this part are entitled to the rights and benefits contained therein. For a full statement of the standard terms and the exclusive rights and remedies thereunder, please visit Mini-Circuits' website at www.minicircuits.com/terms/viewterm.html



Looking for pricing, stock, or lifecycle information?

Click below to explore more details on WIN SOURCE:

 [View BLK-18-S+ on WIN SOURCE](#)

 [Mini-Circuits Information](#)

Optimize Your Supply Chain with WIN SOURCE Solutions

-  Global Sourcing Solution
-  Obsolete Management
-  Cost Control Management
-  Shortage Management
-  Alternative Solution
-  Excess Inventory Management