



**THE DATASHEET OF
TSW-102-08-T-S-RA**



THROUGH-HOLE .025" SQ POST HEADER



(2.54 mm) .100" PITCH • TSW/HTSW SERIES

TSW/HTSW

Board Mates:

SSW, SSQ, SSM, ESW, ESQ,
BCS, BSW, CES, SLW

Cable Mates:

IDSD, IDSS

SPECIFICATIONS

Insulator Material:

TSW: PBT

HTSW: Natural LCP

Terminal Material:

Phosphor Bronze

Plating:

Au or Sn over 50 μm (1.27 μm) Ni

Operating Temp Range:

-55 °C to +125 °C with Gold

-55 °C to +105 °C with Tin

Voltage Rating:

550 VAC mated with SSW;

500 VAC mated with BCS;

515 VAC mated with ESQ;

450 VAC -RA/-RE mated

with BCS or SSM;

400 VAC mated with CES

Lead-Free Solderable:

HTSW: Yes

TSW: No, Lead Wave Only

CURRENT RATING (PER PIN)

TSW mated with

| ESW | SSW | SLW | SSQ | SSM | BCS | SNT |
|-------|-------|-------|-------|-------|-------|-------|
| 5.2 A | 5.7 A | 5.2 A | 6.3 A | 5.2 A | 4.6 A | 4.3 A |

2 POSITIONS POWERED

SERIES

TSW

= Standard Strip

HTSW

= Hi-Temp Strip

PIN CENTERS

-1

= .100" (2.54 mm) Centers,
(All positions filled)

-2

= .200" (5.08 mm) Centers,
(Every other position filled)

NO. PINS PER ROW

01 thru 50

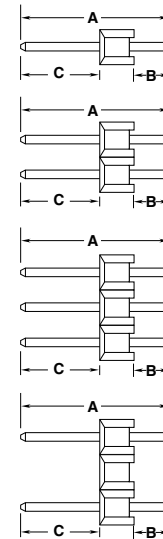
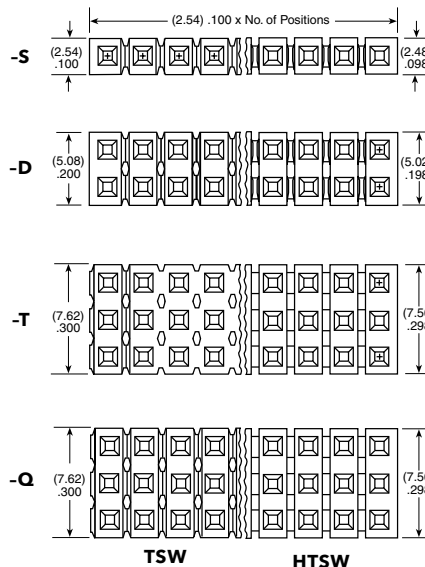
= .100" (2.54 mm)
Center Version

02 thru 25

= .200" (5.08 mm)
Center Version

LEAD STYLE

Specify
LEAD STYLE
from chart



Straight Pin Versions

ALSO AVAILABLE

MOQ Required

Other Platings

OTHER SOLUTIONS

Elevated Right-angle option
Shunts

STRAIGHT PIN VERSIONS

| LEAD STYLE | A | B | C |
|------------|---------------|--------------|--------------|
| *-05 | (8.51) .335 | (3.30) .130 | (2.67) .105 |
| *-06 | (7.62) .300 | (2.41) .095 | (2.67) .105 |
| *-07 | (10.92) .430 | (2.54) .100 | |
| *-08 | (13.46) .530 | (5.08) .200 | |
| -09 | (18.54) .730 | (10.16) .400 | |
| -10 | (21.08) .830 | (12.70) .500 | (5.84) .230 |
| -11 | (23.62) .930 | (15.24) .600 | |
| -12 | (26.16) 1.030 | (17.78) .700 | |
| -13 | (31.24) 1.230 | (22.86) .900 | |
| -14 | (13.46) .530 | (2.79) .110 | (8.13) .320 |
| *-15 | (18.54) .730 | (7.87) .310 | (13.21) .520 |
| *-16 | | (8.13) .320 | (8.13) .320 |
| *-17 | (21.08) .830 | (2.79) .110 | (15.74) .620 |
| *-18 | (23.62) .930 | | (18.29) .720 |

* Available with -LL (Locking Lead) Option
Specify -07 for best mate with IDXX Series IDC Cable

STRAIGHT PIN VERSIONS

| LEAD STYLE | A | B | C |
|------------|---------------|---------------|---------------|
| *-19 | (26.16) 1.030 | (2.79) .110 | (20.83) .820 |
| *-20 | (31.24) 1.230 | | (25.91) 1.020 |
| *-21 | (36.32) 1.430 | (2.79) .110 | (30.99) 1.220 |
| *-22 | (16.00) .630 | (7.62) .300 | (5.84) .230 |
| *-23 | (11.30) .445 | (2.92) .115 | (6.73) .265 |
| *-24 | (12.15) .480 | | (8.13) .320 |
| *-25 | (16.00) .630 | (5.33) .210 | (8.13) .320 |
| ▲-26 | (11.58) .456 | (3.20) .126 | |
| -27 | (33.78) 1.330 | (25.40) 1.000 | (5.84) .230 |
| -28 | (28.70) 1.130 | (20.32) .800 | |
| -29 | (33.78) 1.330 | (23.11) .910 | (8.13) .320 |
| -30 | (28.70) 1.130 | (18.03) .710 | |
| +41 | (9.27) .365 | (0.89) .035 | (5.84) .230 |
| +42 | (11.94) .470 | (1.27) .050 | (8.13) .320 |

† Style -41 & -42 available with HTSW only.
▲ Except: Style -26 (0.46) .018 DIA Tail



PLATING OPTION

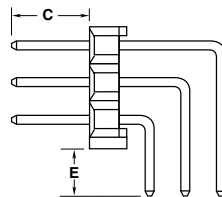
- F**
= Gold flash on post, Matte Tin on tail
- L**
= 10 μ" (0.25 μm) Gold on post, Matte Tin on tail
- G**
= 10 μ" (0.25 μm) Gold on post, Gold flash on balance
- T**
= Matte Tin

ROW OPTION

- S**
= Single Row
- D**
= Double Row
- T**
= Triple Row
- Q**
= Double Row
(5.08 mm).200" row space

OTHER OPTION

- RA or -RE**
= Right-angle
- NA**
= Right-angle
(Using straight body for coplanar mating with SSW-RA series)
- LL**
= Locking Lead
See charts for available styles.
Not available with single row
1 or 2 positions.
Recommended hole size
(1.02 mm ± 0.03 mm) .040" ± .001
- LC**
= Locking Clip
(Styles -08 thru -13 & -22 only)
(Requires 4 pin minimum)
(Not available with T, -Q, -RA or -RE)
- LA**
= -RA Option with -LL Option
- "XXX"**
= Polarized Position



Right-Angle Versions

| LEAD STYLE | D |
|------------|-------------|
| -RA | (1.52) .060 |
| -RE | (4.06) .160 |



| RIGHT-ANGLE VERSIONS | | |
|----------------------|-------------|--------------|
| -RE LEAD STYLE | C | SINGLE E |
| -09 | | (4.83) .190 |
| -10 | | (7.37) .290 |
| -11 | (5.84) .230 | (9.91) .390 |
| -12 | | (12.45) .490 |
| -13 | | (17.53) .690 |
| -16 | (8.13) .320 | (2.54) .100 |
| -21 | | (22.61) .890 |
| -22 | (5.84) .230 | (2.29) .090 |
| -27 | | (20.07) .790 |
| -28 | | (14.99) .590 |

| -RA LEAD STYLE | RIGHT-ANGLE VERSIONS | | | |
|----------------|----------------------|--------------|--------------|------------------|
| | SINGLE (-S) | | DOUBLE (-D) | TRIPLE (-T & -Q) |
| | C | E | E | E |
| -08 | | (2.29) .090 | (2.29) .090 | (2.29) .090 |
| -09 | | (7.37) .290 | (7.37) .290 | (7.37) .290 |
| -10 | (5.84) .230 | (9.91) .390 | (9.91) .390 | (9.91) .390 |
| -11 | | (12.45) .490 | (12.45) .490 | (12.45) .490 |
| -12 | | (14.99) .590 | (14.99) .590 | (14.99) .590 |
| -13 | | (20.07) .790 | (20.07) .790 | N/A |
| *-16 | (8.13) .320 | (5.08) .200 | (5.08) .200 | (5.08) .200 |
| -21 | (5.84) .230 | (25.15) .990 | N/A | N/A |
| *-22 | | (4.83) .190 | (4.83) .190 | (4.83) .190 |
| *-25 | (8.13) .320 | (2.54) .100 | (2.54) .100 | (2.54) .100 |
| -27 | (5.84) .230 | (22.61) .890 | N/A | N/A |
| -28 | | (17.53) .690 | (17.53) .690 | |
| -29 | | (20.32) .800 | N/A | |
| -30 | (8.13) .320 | (15.24) .600 | (15.24) .600 | |

* Available with -LA (Locking Lead) Option

Looking for pricing, stock, or lifecycle information?

Click below to explore more details on WIN SOURCE:

-  [View TSW-102-08-T-S-RA on WIN SOURCE](#)
-  [Samtec Inc. Information](#)

Optimize Your Supply Chain with WIN SOURCE Solutions

-  Global Sourcing Solution
-  Obsolete Management
-  Cost Control Management
-  Shortage Management
-  Alternative Solution
-  Excess Inventory Management