



THE DATASHEET OF TC3-1TX+





RF Transformer

TC3-1TX+

50Ω 5 to 300 MHz

FEATURES

- Excellent amplitude unbalance (0.3 dB typ) and phase unbalance (5 deg. typ) in 1 dB bandwidth
- Plastic base with leads
- Good return loss
- Aqueous washable



Generic photo used for illustration purposes only

CASE STYLE: AT1521

+RoHS Compliant

The +Suffix identifies RoHS Compliance.
See our website for methodologies and qualifications

APPLICATIONS

- Impedance matching
- Balanced antennas

ELECTRICAL SPECIFICATIONS AT 25°C

Parameter	Frequency (MHz)	Min.	Typ.	Max.	Unit
Impedance Ratio (secondary/primary)			3		
Frequency Range		5		300	MHz
Insertion Loss*	—		3		dB
	—		2		
	5-300		1		

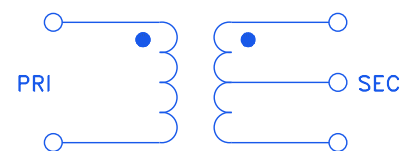
* Insertion Loss is referenced to mid-band loss, 0.4 dB typ.

MAXIMUM RATINGS

Parameter	Ratings
Operating Temperature	-20°C to 85°C
Storage Temperature	-55°C to 100°C
RF Power	0.25W
DC Current	30mA

Permanent damage may occur if any of these limits are exceeded.

CONFIG. A





SURFACE MOUNT top hat
RF Transformer

TC3-1TX+

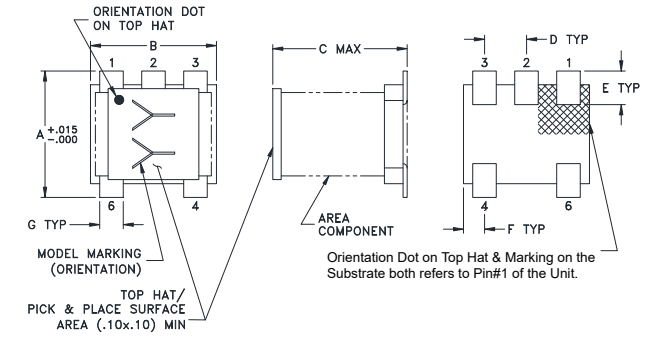
50Ω 5 to 300 MHz

PIN CONNECTIONS

PRIMARY DOT	6
PRIMARY	4
SECONDARY DOT	1
SECONDARY	3
SECONDARY CT	2

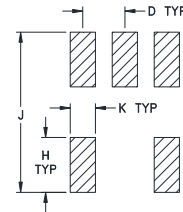
PRODUCT MARKING: CH

OUTLINE DRAWING



Top-hat total thickness: .013 inches MAX.

PCB Land Pattern



Suggested Layout,
Tolerance to be within ± 0.002

OUTLINE DIMENSIONS (Inch mm)

A	B	C	D	E	F	G	H	J	K
.150	.150	.160	.050	.040	.025	.028	.065	.190	.030
3.81	3.81	4.06	1.27	1.02	0.64	0.71	1.65	4.83	0.76

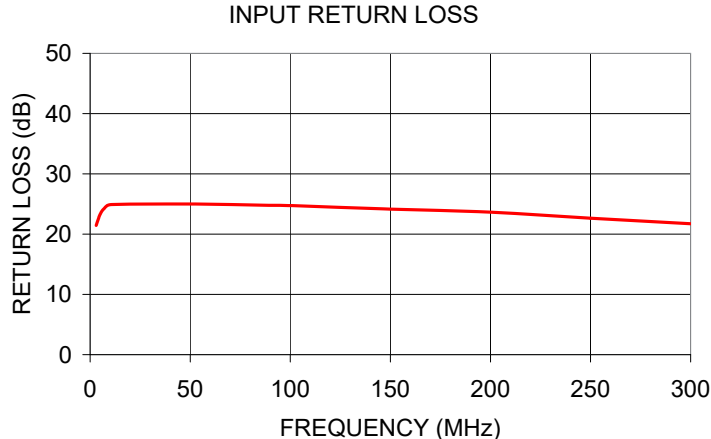
Weight: 0.15 grams

TAPE & REEL INFORMATION: F17



TYPICAL PERFORMANCE DATA

FREQUENCY (MHz)	INSERTION LOSS (dB)	INPUT R. LOSS (dB)
3.00	0.53	21.45
7.00	0.45	24.23
10.00	0.44	24.89
50.00	0.49	24.99
90.00	0.52	24.79
100.00	0.53	24.74
150.00	0.57	24.15
200.00	0.60	23.65
250.00	0.60	22.64
300.00	0.66	21.73



NOTES

- A. Performance and quality attributes and conditions not expressly stated in this specification document are intended to be excluded and do not form a part of this specification document.
- B. Electrical specifications and performance data contained in this specification document are based on Mini-Circuit's applicable established test performance criteria and measurement instructions.
- C. The parts covered by this specification document are subject to Mini-Circuits standard limited warranty and terms and conditions (collectively, "Standard Terms"); Purchasers of this part are entitled to the rights and benefits contained therein. For a full statement of the standard terms and the exclusive rights and remedies thereunder, please visit Mini-Circuits' website at www.minicircuits.com/terms/viewterm.html

Looking for pricing, stock, or lifecycle information?

Click below to explore more details on WIN SOURCE:

 [View TC3-1TX+ on WIN SOURCE](#)

 [Mini-Circuits Information](#)

Optimize Your Supply Chain with WIN SOURCE Solutions

-  Global Sourcing Solution
-  Obsolete Management
-  Cost Control Management
-  Shortage Management
-  Alternative Solution
-  Excess Inventory Management