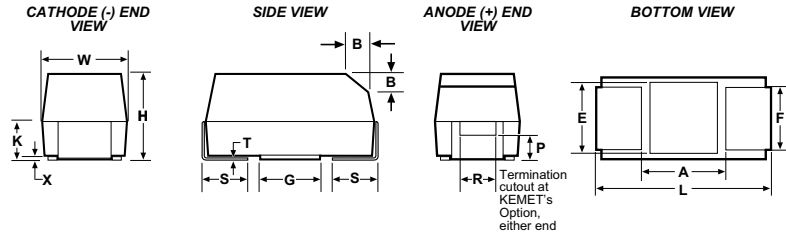


FEATURES

- Low ESR values in EIA 535BAAC sizes
- Taped and Reeled per EIA 481-1
- Symmetrical, Compliant Terminations
- Optional Gold-plated Terminations
- Laser-marked Case
- 100% Surge Current test on C, D, E, U, V, X sizes
- Capacitance: 0.1 μ F to 1000 μ F
- Tolerance: \pm 10%, \pm 20%
- Voltage: 3-50 VDC
- Extended Range Values
- New Low Profile Case Sizes

CAPACITOR OUTLINE DRAWING



STANDARD T494 DIMENSIONS

Millimeters (inches)

CASE SIZE		COMPONENT													
KEMET	EIA	L*	W*	H*	K* \pm 0.20 \pm (.008)	F* \pm 0.1 \pm (.004)	S* \pm 0.3 \pm (.012)	B \pm 0.15 \pm (.006)	X (Ref)	P (Ref)	R (Ref)	T (Ref)	A (Min)	G (Ref)	E (Ref)
A	3216-18	3.2 \pm 0.2 (.126 \pm .008)	1.6 \pm 0.2 (.063 \pm .008)	1.6 \pm 0.2 (.063 \pm .008)	0.9 (.035)	1.2 (.047)	0.8 (.031)	0.4 (.016)	0.10 \pm 0.10 (.004 \pm .004)	0.4 (.016)	0.4 (.016)	0.13 (.005)	0.8 (.031)	1.1 (.043)	1.3 (.051)
B	3528-21	3.5 \pm 0.2 (.138 \pm .008)	2.8 \pm 0.2 (.110 \pm .008)	1.9 \pm 0.2 (.075 \pm .008)	1.1 (.043)	2.2 (.087)	0.8 (.031)	0.4 (.016)	0.10 \pm 0.10 (.004 \pm .004)	0.5 (.020)	1.0 (.039)	1.1 (.005)	1.1 (.043)	1.8 (.071)	2.2 (.087)
C	6032-28	6.0 \pm 0.3 (.236 \pm .012)	3.2 \pm 0.3 (.126 \pm .012)	2.5 \pm 0.3 (.098 \pm .012)	1.4 (.055)	2.2 (.087)	1.3 (.051)	0.5 (.020)	0.10 \pm 0.10 (.004 \pm .004)	0.9 (.035)	1.0 (.039)	1.3 (.005)	2.5 (.098)	2.8 (.110)	2.4 (.094)
D	7343-31	7.3 \pm 0.3 (.287 \pm .012)	4.3 \pm 0.3 (.169 \pm .012)	2.8 \pm 0.3 (.110 \pm .012)	1.5 (.059)	2.4 (.094)	1.3 (.051)	0.5 (.020)	0.10 \pm 0.10 (.004 \pm .004)	0.9 (.035)	1.0 (.039)	1.3 (.005)	3.8 (.150)	3.5 (.138)	3.5 (.138)
X	7343-43	7.3 \pm 0.3 (.287 \pm .012)	4.3 \pm 0.3 (.169 \pm .012)	4.0 \pm 0.3 (.157 \pm .012)	2.3 (.091)	2.4 (.094)	1.3 (.051)	0.5 (.020)	0.10 \pm 0.10 (.004 \pm .004)	1.7 (.067)	1.0 (.039)	1.3 (.005)	3.8 (.150)	3.5** (.138)	3.5** (.138)
E	7260-38	7.3 \pm 0.3 (.287 \pm .012)	6.0 \pm 0.3 (.236 \pm .012)	3.6 \pm 0.2 (.142 \pm .008)	2.3 (.091)	4.1 (.161)	1.3 (.051)	0.5 (.020)	0.10 \pm 0.10 (.004 \pm .004)	0.9 (.035)	1.0 (.039)	1.3 (.005)	3.8 (.150)	3.5 (.138)	3.5 (.138)

- Notes: 1. Metric dimensions govern.
 2. (Ref) - Dimensions provided for reference only.
 * Mil-C-55365/8 Specified Dimensions
 ** Round Glue Pad: 2.9 \pm 0.1mm (0.114" \pm 0.004") in diameter at KEMET's option

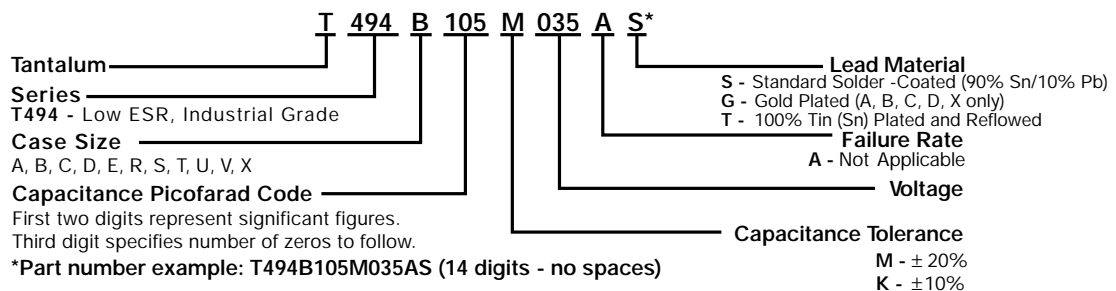
LOW PROFILE T494 DIMENSIONS

Millimeters (inches)

CASE SIZE		COMPONENT										
KEMET	EIA	L	W	H Max.	K Min.	F \pm 0.1	S \pm 0.3	X (Ref)	T (Ref)	A (Min)	G (Ref)	E (Ref)
R	2012-12	2.0 \pm 0.2 (.079 \pm .008)	1.3 \pm 0.2 (.051 \pm .008)	1.2 (.047)	0.3 (.012)	0.9 (.035)	0.5 (.020)	0.05 (.002)	0.13 (.005)	0.8 (.031)	0.5 (.020)	0.8 (.031)
S	3216-12	3.2 \pm 0.2 (.126 \pm .008)	1.6 \pm 0.2 (.063 \pm .008)	1.2 (.047)	0.3 (.012)	1.2 (.047)	0.8 (.031)	0.05 (.002)	0.13 (.005)	0.8 (.031)	1.1 (.043)	1.3 (.051)
T	3528-12	3.5 \pm 0.2 (.138 \pm .008)	2.8 \pm 0.2 (.110 \pm .008)	1.2 (.047)	0.3 (.012)	2.2 (.087)	0.8 (.031)	0.05 (.002)	0.13 (.005)	1.1 (.043)	1.8 (.071)	2.2 (.087)
U	6032-15	6.0 \pm 0.3 (.236 \pm .012)	3.2 \pm 0.3 (.126 \pm .012)	1.5 (.059)	0.5 (.020)	2.2 (.087)	1.3 (.051)	0.05 (.002)	0.13 (.005)	2.5 (.098)	2.8 (.110)	2.4 (.094)
V	7343-20	7.3 \pm 0.3 (.287 \pm .012)	4.3 \pm 0.3 (.169 \pm .012)	2.0 (.079)	0.9 (.035)	2.4 (.094)	1.3 (.051)	0.05 (.002)	0.13 (.005)	3.8 (.150)	3.5 (.138)	3.5 (.138)

- Notes: 1. Metric dimensions govern.
 2. (Ref) - Dimensions provided for reference only.
 3. No dimensions provided for B, P or R because low profile cases do not have a bevel or a notch.

T494 ORDERING INFORMATION



T494 RATINGS & PART NUMBER REFERENCE

Capacitance µF	Case Size	KEMET Part Number	DC Leakage µA @ 25°C Max	DF % @ +25°C 120 Hz Max	ESR W @ +25°C 100 kHz Max
3 Volt Rating at +85°C (2 Volt Rating at +125°C)					
#33.0	*A	T494A336(1)003AS	1.0	6.0	2.0
4 Volt Rating at +85°C (2.7 Volt Rating at +125°C)					
3.3	A	T494A335(1)004AS	0.5	6.0	4.0
4.7	A	T494A475(1)004AS	0.5	6.0	3.5
6.8	A	T494A685(1)004AS	0.5	6.0	3.0
6.8	S	T494S685(1)004AS	0.5	6.0	7.0
10.0	B	T494B106(1)004AS	0.5	6.0	1.2
10.0	A	T494A106(1)004AS	0.5	6.0	2.0
#10.0	*S	T494S106(1)004AS	0.5	6.0	9.0
#10.0	*R	T494R106M004AS	0.5	8.0	6.0
15.0	B	T494B156(1)004AS	0.6	6.0	1.2
15.0	A	T494A156(1)004AS	0.6	6.0	1.5
15.0	T	T494T156(1)004AS	0.6	6.0	2.0
#15.0	*S	T494S156M004AS	0.6	10.0	9.0
22.0	C	T494C226(1)004AS	0.9	6.0	0.5
22.0	B	T494B226(1)004AS	0.9	6.0	0.6
#22.0	*A	T494A226(1)004AS	0.9	6.0	1.5
#22.0	*S	T494S226M004AS	0.9	10.0	8.0
#22.0	*T	T494T226(1)004AS	0.9	6.0	2.5
33.0	C	T494C336(1)004AS	1.3	6.0	0.5
33.0	U	T494U336(1)004AS	1.3	6.0	0.6
33.0	B	T494B336(1)004AS	1.3	6.0	0.5
#33.0	*A	T494A336(1)004AS	1.3	6.0	3.0
#33.0	*T	T494T336M004AS	1.3	8.0	3.5
47.0	C	T494C476(1)004AS	1.9	6.0	0.5
47.0	U	T494U476(1)004AS	1.9	6.0	0.6
#47.0	*B	T494B476(1)004AS	1.9	6.0	0.5
#47.0	*A	T494A476M004AS	1.9	12.0	2.0
#47.0	T	T494T476M004AS	1.9	12.0	4.0
68.0	D	T494D686(1)004AS	2.7	6.0	0.20
68.0	C	T494C686(1)004AS	2.7	6.0	0.25
#68.0	*U	T494U686(1)004AS	2.7	6.0	0.60
#68.0	*B	T494B686(1)004AS	2.7	6.0	2.00
#68.0	A	T494A686(1)004AS	2.8	30.0	3.00
100.0	D	T494D107(1)004AS	4.0	8.0	0.20
#100.0	*C	T494C107(1)004AS	4.0	8.0	0.20
#100.0	*U	T494U107(1)004AS	4.0	10.0	1.00
#100.0	*B	T494B107M004AS	4.0	8.0	0.65
#100.0	*A	T494A107M004AS	4.0	30.0	3.00
150.0	D	T494D157(1)004AS	6.0	8.0	0.15
150.0	V	T494V157(1)004AS	6.0	8.0	0.20
#150.0	*C	T494C157(1)004AS	6.0	8.0	0.30
#150.0	*B	T494B157M004AS	6.0	12.0	1.00
#220.0	*V	T494V227(1)004AS	8.8	8.0	0.30
#330.0	*D	T494D337(1)004AS	13.2	8.0	0.15
#330.0	*C	T494C337(1)004AS	13.2	10.0	0.09
#330.0	*V	T494V337M004AS	13.2	12.0	0.30
#470.0	*X	T494X477(1)004AS	18.8	8.0	0.15
#470.0	*D	T494D477(1)004AS	18.8	8.0	0.15
#680.0	*X	T494X687M004AS	27.2	12.0	0.10
#680.0	D	T494D687M004AS	27.2	12.0	0.15
#1000.0	*X	T494X108(1)004AS	40.0	12.0	0.10
#1000.0	*E	T494E108M004AS	40.0	15.0	0.08
**6 Volt Rating at +85°C (4 Volt Rating at +125°C)					
2.2	A	T494A225(1)006AS	0.5	6.0	6.0
3.3	A	T494A335(1)006AS	0.5	6.0	6.0
4.7	A	T494A475(1)006AS	0.5	6.0	3.5
4.7	S	T494S475(1)006AS	0.5	6.0	8.0
6.8	B	T494B685(1)006AS	0.5	6.0	1.2
6.8	A	T494A685(1)006AS	0.5	6.0	2.0
#6.8	*S	T494S685(1)006AS	0.5	6.0	9.0
#6.8	*R	T494R685(1)006AS	0.5	8.0	10.0
10.0	B	T494B106(1)006AS	0.6	6.0	1.0
10.0	A	T494A106(1)006AS	0.6	6.0	2.0
10.0	T	T494T106(1)006AS	0.6	6.0	1.2
#10.0	*S	T494S106M006AS	0.6	10.0	9.0
#10.0	*R	T494R106M006AS	0.6	8.0	6.0
15.0	C	T494C156(1)006AS	0.9	6.0	0.6
15.0	B	T494B156(1)006AS	0.9	6.0	0.7
#15.0	*A	T494A156(1)006AS	0.9	6.0	2.0
#15.0	*T	T494T156(1)006AS	0.9	6.0	2.5
#15.0	S	T494S156M006AS	0.9	10.0	10.0
22.0	C	T494C226(1)006AS	1.4	6.0	0.5
22.0	U	T494U226(1)006AS	1.4	6.0	0.8
22.0	B	T494B226(1)006AS	1.4	6.0	0.6
#22.0	*A	T494A226(1)006AS	1.4	6.0	3.0
#22.0	*T	T494T226M006AS	1.4	8.0	3.5
33.0	C	T494C336(1)006AS	2.0	6.0	0.3
33.0	U	T494U336(1)006AS	2.0	6.0	0.6
#33.0	*B	T494B336(1)006AS	2.0	6.0	0.6
#33.0	*A	T494A336M006AS	2.0	12.0	2.0
#33.0	T	T494T336M006AS	2.0	12.0	4.0
47.0	D	T494D476(1)006AS	2.9	6.0	0.22
47.0	C	T494C476(1)006AS	2.9	6.0	0.25
#47.0	*U	T494U476(1)006AS	2.9	6.0	0.60
#47.0	*B	T494B476(1)006AS	2.9	6.0	2.00
#47.0	*A	T494A476M006AS	3.0	12.0	2.50

Capacitance µF	Case Size	KEMET Part Number	DC Leakage µA @ 25°C Max	DF % @ +25°C 120 Hz Max	ESR W @ +25°C 100 kHz Max
**6 Volt Rating at +85°C (4 Volt Rating at +125°C)					
68.0	D	T494D686(1)006AS	4.1	6.0	0.20
#68.0	*C	T494C686(1)006AS	4.1	6.0	0.20
#68.0	*U	T494U686(1)006AS	4.1	10.0	1.00
#68.0	*B	T494B686M006AS	4.1	8.0	0.65
100.0	D	T494D107(1)006AS	6.0	8.0	0.15
100.0	V	T494V107(1)006AS	6.0	8.0	0.20
#100.0	*C	T494C107(1)006AS	6.0	8.0	0.30
#100.0	U	T494U107M006AS	6.0	10.0	1.20
#100.0	*B	T494B107M006AS	6.3	15.0	8.00
150.0	D	T494D157(1)006AS	9.0	8.0	0.15
#150.0	*C	T494C157M006AS	9.0	8.0	0.30
#150.0	*V	T494V157(1)006AS	9.0	8.0	0.30
220.0	X	T494X227(1)006AS	13.2	8.0	0.15
#220.0	*D	T494D227(1)006AS	13.2	8.0	0.15
#220.0	*C	T494C227M006AS	13.2	10.0	0.30
#220.0	*V	T494V227M006AS	13.2	12.0	0.30
#330.0	*X	T494X337(1)006AS	19.8	8.0	0.15
#330.0	*D	T494D337(1)006AS	19.8	8.0	0.15
#470.0	*X	T494X477(1)006AS	28.2	10.0	0.10
#470.0	*D	T494D477M006AS	28.2	12.0	0.15
#680.0	E	T494E687M006AS	40.8	12.0	0.10
10 Volt Rating at +85°C (7 Volt Rating at +125°C)					
1.5	A	T494A155(1)010AS	0.5	6.0	6.0
2.2	A	T494A225(1)010AS	0.5	6.0	6.0
3.3	A	T494A335(1)010AS	0.5	6.0	4.0
3.3	S	T494S335(1)010AS	0.5	6.0	9.0
#3.3	*R	T494R335(1)010AS	0.3	8.0	10.0
4.7	B	T494B475(1)010AS	0.5	6.0	1.5
4.7	A	T494A475(1)010AS	0.5	6.0	3.0
#4.7	*S	T494S475(1)010AS	0.5	6.0	9.0
#4.7	*R	T494R475M010AS	0.5	8.0	8.0
6.8	B	T494B685(1)010AS	0.7	6.0	1.2
6.8	A	T494A685(1)010AS	0.7	6.0	3.0
6.8	T	T494T685(1)010AS	0.7	6.0	2.0
#6.8	*S	T494S685M010AS	0.7	10.0	9.0
10.0	C	T494C106(1)010AS	1.0	6.0	0.6
10.0	B	T494B106(1)010AS	1.0	6.0	0.8
#10.0	*A	T494A106(1)010AS	1.0	6.0	2.0
#10.0	*T	T494T106(1)010AS	1.0	6.0	3.5
#10.0	S	T494S106M010AS	1.0	10.0	12.0
15.0	C	T494C156(1)010AS	1.5	6.0	0.5
15.0	U	T494U156(1)010AS	1.5	6.0	0.8
15.0	B	T494B156(1)010AS	1.5	6.0	0.7
#15.0	*A	T494A156(1)010AS	1.5	8.0	4.0
#15.0	*T	T494T156M010AS	1.5	8.0	3.5
22.0	C	T494C226(1)010AS	2.2	6.0	0.4
22.0	U	T494U226(1)010AS	2.2	6.0	0.8
#22.0	*B	T494B226(1)010AS	2.2	6.0	0.7
#22.0	*A	T494A226M010AS	2.2	10.0	4.5
#22.0	T	T494T226M010AS	2.2	12.0	6.0
33.0	D	T494D336(1)010AS	3.3	6.0	0.25
33.0	V	T494V336(1)010AS	3.3	6.0	0.30
33.0	C	T494C336(1)010AS	3.3	6.0	0.30
#33.0	*U	T494U336(1)010AS	3.3	6.0	0.60
#33.0	*B	T494B336(1)010AS	3.3	6.0	2.00
47.0	D	T494D476(1)010AS	4.7	6.0	0.22
47.0	V	T494V476(1)010AS	4.7	6.0	0.30
#47.0	*C	T494C476(1)010AS	4.7	6.0	0.30
#47.0	*U	T494U476(1)010AS	4.7	10.0	1.20
#47.0	*B	T494B476M010AS	4.7	8.0	0.65
68.0	D	T494D686(1)010AS	6.8	6.0	0.20
#68.0	*C	T494C686(1)010AS	6.8	6.0	0.30
68.0	V	T494V686(1)010AS	6.8	6.0	0.30
#68.0	U	T494U686M010AS	6.8	10.0	1.20
#68.0	*B	T494B686M010AS	6.8	10.0	1.50
100.0	D	T494D107(1)010AS	10.0	8.0	0.15
#100.0	*C	T494C107(1)010AS	10.0	8.0	0.30
#100.0	*V	T494V107(1)010AS	10.0	8.0	0.40
150.0	X	T494X157(1)010AS	15.0	8.0	0.15
#150.0	*D	T494D157(1)010AS	15.0	8.0	0.15
#150.0	*C	T494C157(1)010AS	15.0	8.0	0.30
#150.0	*V	T494V157M010AS	15.0	8.0	0.30
#220.0	*X	T494X227(1)010AS	22.0	8.0	0.15
#220.0	*D	T494D227(1)010AS	22.0	8.0	0.15
#330.0	X	T494X337(1)010AS	33.0	10.0	0.10
#330.0	*E	T494E337M010AS	33.0	10.0	0.15
#470.0	D	T494D477M010AS	47.0	12.0	0.10

*Extended Values

**6 Volt product equivalent to 6.3 volt product.

(1) To complete KEMET Part Number, insert M for ±20% tolerance or K for ±10% tolerance.

Higher voltage ratings, lower ESR, and tighter capacitance tolerance product may be substituted within the same size at K

T494 RATINGS & PART NUMBER REFERENCE

Capacitance µF	Case Size	KEMET Part Number	DC Leakage µA @ 25°C Max	DF % @ +25°C 120 Hz Max	ESR W @ +25°C 100 kHz Max
16 Volt Rating at +85°C (10 Volt Rating at +125°C)					
1.0	A	T494A105(1)016AS	0.5	4.0	6.0
1.5	A	T494A155(1)016AS	0.5	6.0	6.0
2.2	A	T494A225(1)016AS	0.5	6.0	4.0
2.2	*S	T494S225(1)016AS	0.5	6.0	10.0
#2.2	*R	T494R225M016AS	0.5	8.0	20.0
3.3	B	T494B335(1)016AS	0.5	6.0	2.0
3.3	A	T494A335(1)016AS	0.5	6.0	4.0
4.7	B	T494B475(1)016AS	0.8	6.0	1.5
4.7	A	T494A475(1)016AS	0.8	6.0	3.0
4.7	T	T494T475(1)016AS	0.8	6.0	3.0
6.8	C	T494C685(1)016AS	1.1	6.0	0.8
6.8	B	T494B685(1)016AS	1.1	6.0	1.2
#6.8	*A	T494A685(1)016AS	1.1	6.0	3.0
10.0	C	T494C106(1)016AS	1.6	6.0	0.6
10.0	U	T494U106(1)016AS	1.6	6.0	1.0
10.0	B	T494B106(1)016AS	1.6	6.0	0.8
#10.0	*A	T494A106(1)016AS	1.6	10.0	3.0
#10.0	*T	T494T106M016AS	1.6	8.0	6.0
15.0	C	T494C156(1)016AS	2.4	6.0	0.4
15.0	U	T494U156(1)016AS	2.4	6.0	0.8
#15.0	*B	T494B156(1)016AS	2.4	6.0	0.8
22.0	D	T494D226(1)016AS	3.6	6.0	0.25
22.0	C	T494C226(1)016AS	3.6	6.0	0.35
#22.0	*U	T494U226(1)016AS	3.6	10.0	1.80
#22.0	*B	T494B226(1)016AS	3.6	6.0	1.00
33.0	D	T494D336(1)016AS	5.3	6.0	0.25
#33.0	*C	T494C336(1)016AS	5.3	6.0	0.30
#33.0	*U	T494U336(1)016AS	5.3	12	2.20
47.0	D	T494D476(1)016AS	7.5	6.0	0.2
47.0	V	T494V476(1)016AS	7.5	6.0	0.3
#47.0	*C	T494C476(1)016AS	7.5	6.0	0.5
68.0	*D	T494D686(1)016AS	10.9	6.0	0.15
#68.0	*V	T494V686(1)016AS	10.9	6.0	0.50
100.0	X	T494X107(1)016AS	16.0	8.0	0.15
#100.0	*D	T494D107(1)016AS	16.0	8.0	0.15
#150.0	*X	T494X157(1)016AS	24.0	8.0	0.15
20 Volt Rating at +85°C (13 Volt Rating at +125°C)					
0.7	A	T494A684(1)020AS	0.5	4.0	8.0
1.0	A	T494A105(1)020AS	0.5	4.0	5.5
1.0	S	T494S105(1)020AS	0.5	6.0	10.0
†1.0	R	T494R105M020AS	0.2	6.0	15.0
1.5	A	T494A155(1)020AS	0.5	6.0	4.5
1.5	S	T494S155(1)020AS	0.5	6.0	9.0
2.2	B	T494B225(1)020AS	0.5	6.0	1.5
2.2	A	T494A225(1)020AS	0.5	6.0	4.0
3.3	B	T494B335(1)020AS	0.7	6.0	1.3
#3.3	*A	T494A335(1)020AS	0.7	6.0	4.0
3.3	*T	T494T335(1)020AS	0.7	6.0	4.0
4.7	C	T494C475(1)020AS	1.0	6.0	0.6
4.7	B	T494B475(1)020AS	1.0	6.0	1.0
#4.7	*A	T494A475M020AS	1.0	8.0	3.0
6.8	C	T494C685(1)020AS	1.4	6.0	0.6
6.8	U	T494U685(1)020AS	1.4	6.0	1.4
#6.8	*B	T494B685(1)020AS	1.4	6.0	1.0
10.0	C	T494C106(1)020AS	2.0	6.0	0.5
10.0	U	T494U106(1)020AS	2.0	6.0	0.8
#10.0	*B	T494B106(1)020AS	2.0	6.0	1.0
15.0	D	T494D156(1)020AS	3.0	6.0	0.35
15.0	*C	T494C156(1)020AS	3.0	6.0	0.40
22.0	D	T494D226(1)020AS	4.4	6.0	0.3
22.0	V	T494V226(1)020AS	4.4	6.0	0.4
#22.0	*C	T494C226(1)020AS	4.4	6.0	0.4
33.0	D	T494D336(1)020AS	6.6	6.0	0.25
#33.0	*C	T494C336M020AS	6.6	6.0	0.40
†33.0	V	T494V336M020AS	6.6	8.0	0.40
47.0	*D	T494D476(1)020AS	9.4	6.0	0.2
68.0	X	T494X686(1)020AS	13.6	6.0	0.2
#68.0	*D	T494D686(1)020AS	13.6	8.0	0.2
#100.0	*X	T494X107(1)020AS	20.0	8.0	0.15

Capacitance µF	Case Size	KEMET Part Number	DC Leakage µA @ 25°C Max	DF % @ +25°C 120 Hz Max	ESR W @ +25°C 100 kHz Max
25 Volt Rating at +85°C (17 Volt Rating at +125°C)					
0.3	A	T494A334(1)025AS	0.5	4.0	10.0
0.5	A	T494A474(1)025AS	0.5	4.0	9.0
0.7	A	T494A684(1)025AS	0.5	4.0	6.0
1.0	B	T494B105(1)025AS	0.5	4.0	2.0
1.0	*A	T494A105(1)025AS	0.5	4.0	4.0
1.5	B	T494B155(1)025AS	0.5	6.0	1.5
1.5	*A	T494A155(1)025AS	0.5	6.0	5.0
2.2	C	T494C225(1)025AS	0.6	6.0	2.2
2.2	B	T494B225(1)025AS	0.6	6.0	1.2
3.3	C	T494C335(1)025AS	0.9	6.0	1.2
3.3	*B	T494B335(1)025AS	0.9	6.0	2.0
4.7	C	T494C475(1)025AS	1.2	6.0	0.6
#4.7	*B	T494B475M025AS	1.2	6.0	1.0
6.8	C	T494C685(1)025AS	1.7	6.0	0.6
10.0	D	T494D106(1)025AS	2.5	6.0	0.4
10.0	*C	T494C106(1)025AS	2.5	6.0	0.6
15.0	D	T494D156(1)025AS	3.8	6.0	0.35
#15.0	*C	T494C156(1)025AS	3.8	6.0	0.90
22.0	D	T494D226(1)025AS	5.5	6.0	0.3
22.0	*V	T494V226(1)025AS	5.5	6.0	0.5
33.0	X	T494X336(1)025AS	8.3	6.0	0.3
#33.0	*D	T494D336(1)025AS	8.3	6.0	0.4
#47.0	*X	T494X476(1)025AS	11.8	6.0	0.3
†47.0	*D	T494D476M025AS	11.8	10.0	0.2
†68.0	*X	T494X686M025AS	17.0	8.0	0.3
35 Volt Rating at +85°C (23 Volt Rating at +125°C)					
0.10	A	T494A104(1)035AS	0.5	4.0	10.0
0.15	A	T494A154(1)035AS	0.5	4.0	6.0
0.22	A	T494A224(1)035AS	0.5	4.0	6.0
0.33	A	T494A334(1)035AS	0.5	4.0	6.0
0.47	B	T494B474(1)035AS	0.5	4.0	2.5
0.47	A	T494A474(1)035AS	0.5	4.0	4.0
0.68	B	T494B684(1)035AS	0.5	4.0	2.5
0.68	*A	T494A684(1)035AS	0.5	4.0	6.0
1.0	B	T494B105(1)035AS	0.5	4.0	2.0
1.0	*A	T494A105(1)035AS	0.5	4.0	6.0
1.5	B	T494B155(1)035AS	0.5	6.0	2.5
1.5	C	T494C155(1)035AS	0.5	6.0	3.0
2.2	C	T494C225(1)035AS	0.8	6.0	1.5
2.2	*B	T494B225(1)035AS	0.8	6.0	2.5
3.3	C	T494C335(1)035AS	1.2	6.0	0.8
#3.3	*B	T494B335M035AS	1.2	6.0	1.3
4.7	D	T494D475(1)035AS	1.7	6.0	0.7
4.7	C	T494C475(1)035AS	1.7	6.0	0.7
6.8	D	T494D685(1)035AS	2.4	6.0	0.5
6.8	*C	T494C685(1)035AS	2.4	6.0	0.9
10.0	D	T494D106(1)035AS	3.5	6.0	0.4
#10.0	*C	T494C106M035AS	3.5	6.0	1.2
#10.0	*V	T494V106(1)035AS	3.5	6.0	0.8
15.0	X	T494X156(1)035AS	5.3	6.0	0.30
15.0	*D	T494D156(1)035AS	5.3	6.0	0.35
#22.0	X	T494X226(1)035AS	7.7	6.0	0.3
#22.0	*D	T494D226(1)035AS	7.7	6.0	0.4
#33.0	*X	T494X336(1)035AS	11.6	6.0	0.3
#47.0	*X	T494X476(1)035AS	16.5	8.0	0.5
50 Volt Rating at +85°C (33 Volt Rating at +125°C)					
0.10	A	T494A104(1)050AS	0.5	4.0	10.0
0.15	B	T494B154(1)050AS	0.5	4.0	10.0
0.15	*A	T494A154(1)050AS	0.5	4.0	10.0
0.22	B	T494B224(1)050AS	0.5	4.0	10.0
0.33	B	T494B334(1)050AS	0.5	4.0	2.5
0.47	C	T494C474(1)050AS	0.5	4.0	1.8
0.47	*B	T494B474(1)050AS	0.5	4.0	2.0
0.68	C	T494C684(1)050AS	0.5	4.0	1.6
0.68	*B	T494B684(1)050AS	0.5	4.0	3.0
1.0	C	T494C105(1)050AS	0.5	4.0	1.6
#1.0	*V	T494V105M050AS	0.5	4.0	4.0
1.5	D	T494D155(1)050AS	0.8	6.0	1.0
1.5	*C	T494C155(1)050AS	0.8	6.0	1.5
2.2	D	T494D225(1)050AS	1.1	6.0	0.8
2.2	*C	T494C225(1)050AS	1.1	6.0	1.5
3.3	D	T494D335(1)050AS	1.7	6.0	0.8
4.7	D	T494D475(1)050AS	2.4	6.0	0.6
6.8	X	T494X685(1)050AS	3.5	6.0	0.5
#6.8	*D	T494D685M050AS	3.4	6.0	0.7
#10.0	X	T494X106M050AS	5.0	6.0	0.4
#15.0	*X	T494X156(1)050AS	7.5	6.0	0.4

*Extended Values

**6 Volt product equivalent to 6.3 volt product.

(1) To complete KEMET Part Number, insert M for ±20% tolerance or K for ±10% tolerance.

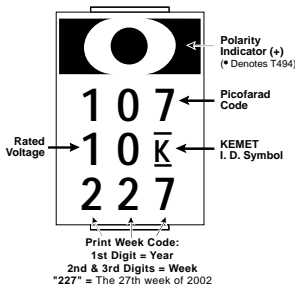
Higher voltage ratings, lower ESR, and tighter capacitance tolerance product may be substituted within the same size at KEMET's option. Voltage substitutions will be marked with the higher voltage rating.

#Maximum Capacitance Change @ 125°C=+15%.

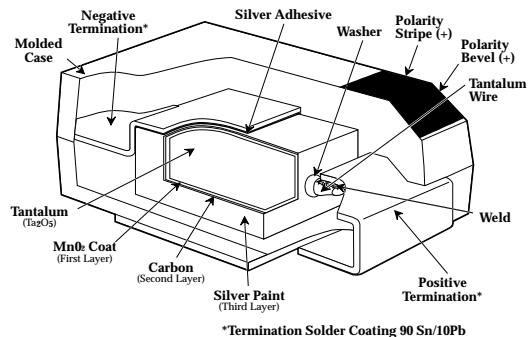
†Maximum Capacitance Change @ 125°C=+20%.

New Values in Red

CAPACITOR MARKINGS T494 Series — All Case Sizes



CONSTRUCTION



Looking for pricing, stock, or lifecycle information?

Click below to explore more details on WIN SOURCE:

 [View T494X337K010AS on WIN SOURCE](#)

 [Kemet Information](#)

Optimize Your Supply Chain with WIN SOURCE Solutions

-  Global Sourcing Solution
-  Obsolete Management
-  Cost Control Management
-  Shortage Management
-  Alternative Solution
-  Excess Inventory Management