

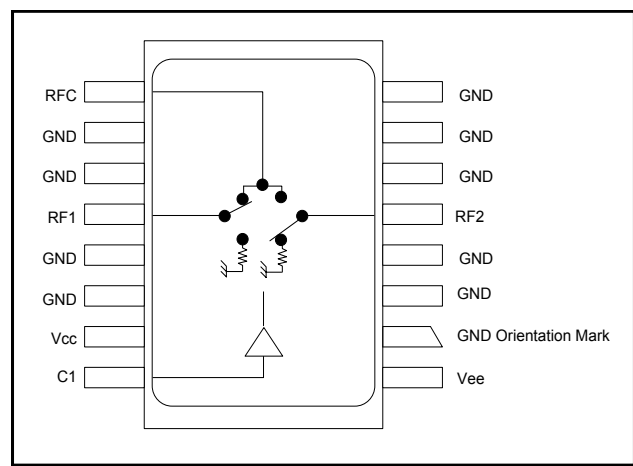
Features

- Integral TTL Driver
- Low DC Power Consumption
- Fast Switching Speed: 7 ns Typical
- Hermetic Surface Mount Package
- 50 Ohm Nominal Impedance
- MIL-STD-883 Screening Available
- Lead-Free CR-9 Package
- 260°C Reflow Compatible
- RoHS* Compliant

Description

M/A-COM's SW-313-PIN is a GaAs FET SPDT absorptive switch with integral silicon ASIC driver. Packaged in a 16-lead ceramic surface mount package, this device offers excellent performance and repeatability from DC to 3 GHz while maintaining low power consumption. The SW-313-PIN is ideally suited for use where fast speed, low power consumption and broadband applications are required. MIL-STD-883 screening available.

Functional Block Diagram



Ordering Information

Part Number	Package
SW-313-PIN	Bulk Packaging
SW-313-TB	Sample Test Board

Note: Reference Application Note M513 for reel size information.

Pin Configuration

Pin No.	Function	Pin No.	Function
1	Vee	9	RFC
2	GND	10	GND
3	GND	11	GND
4	GND	12	RF1
5	RF2	13	GND
6	GND	14	GND
7	GND	15	Vcc
8	GND	16	C1

The metal bottom of the case must be connected to RF and DC ground.

* Restrictions on Hazardous Substances, European Union Directive 2002/95/EC.

Electrical Specifications: (From -55°C to $+85^{\circ}\text{C}$), $Z_0 = 50\Omega$ ^{1,2}

Parameter	Test Conditions	Frequency	Units	Min	Typ	Max
Insertion Loss	—	DC - 3000 MHz	dB	—	—	1.2
		DC - 2000 MHz	dB	—	—	1.1
		DC - 1000 MHz	dB	—	—	0.9
		DC - 500 MHz	dB	—	—	0.8
VSWR	—	DC - 3000 MHz	Ratio	—	—	1.50:1
		DC - 2000 MHz	Ratio	—	—	1.40:1
		DC - 1000 MHz	Ratio	—	—	1.35:1
		DC - 500 MHz	Ratio	—	—	1.30:1
Isolation	—	DC - 3000 MHz	dB	35	—	—
		DC - 2000 MHz	dB	43	—	—
		DC - 1000 MHz	dB	48	—	—
		DC - 500 MHz	dB	53	—	—
Trise, Tfall	10% to 90%	—	ns	—	7	—
Ton, Toff	1.3V CTL to 90% / 10%	—	ns	—	18	—
Transients	In-Band	—	mV	—	25	—
1 dB Compression	Input Power	0.05 GHz	dBm	—	+25	—
		0.5 GHz to 3 GHz	dBm	—	+30	—
IP2	Two-Tone Input Power up to +5 dBm	0.05 GHz	dBm	—	+60	—
		0.5 GHz to 3 GHz	dBm	—	+65	—
IP3	Two-Tone Input Power up to +5 dBm	0.05 GHz	dBm	—	+40	—
		0.5 GHz to 3 GHz	dBm	—	+46	—
Vin Low	0V to 0.8V	—	μA	—	—	1
Vin High	2.0V to 5.0V	—	μA	—	—	1
Vcc	+5.0V \pm 10%	—	mA	—	—	1
Vee	-5.0V to -8.0V	—	mA	—	—	1

1. All specifications apply when operated with bias voltages of +5V for Vcc and -5V for Vee.
2. When DC blocks are used, a 10K ohm return to GND is required on the RFC port.

Absolute Maximum Ratings ^{3,4}

Parameter	Absolute Maximum
Max Input Power 50 MHz 500 - 3000 MHz	+27 dBm +34 dBm
V_{CC}	$-0.5V \leq V_{CC} \leq +7.0V$
V_{EE}	$-8.5V \leq V_{EE} \leq +0.5V$
$V_{CC} - V_{EE}$	$-0.5V \leq V_{CC} - V_{EE} \leq 14.5V$
V_{in}^5	$-0.5V \leq V_{in} \leq V_{CC} + 0.5V$
Operating Temperature	$-55^{\circ}C$ to $+125^{\circ}C$
Storage Temperature	$-65^{\circ}C$ to $+150^{\circ}C$

- Exceeding any one or combination of these limits may cause permanent damage to this device.
- M/A-COM does not recommend sustained operation near these survivability limits.
- Standard CMOS TTL interface, latch-up will occur if logic signal is applied prior to power supply.

Handling Procedures

Please observe the following precautions to avoid damage:

Static Sensitivity

Gallium Arsenide Integrated Circuits are sensitive to electrostatic discharge (ESD) and can be damaged by static electricity. Proper ESD control techniques should be used when handling these devices.

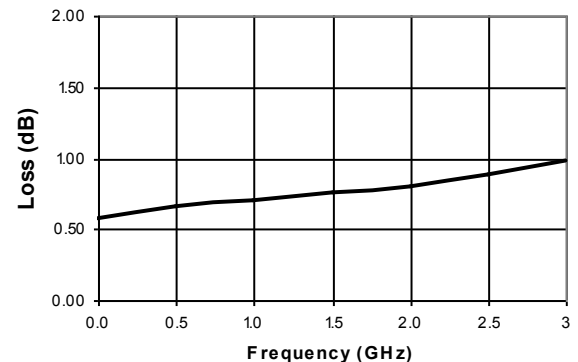
Truth Table (Switch)

Control Input	Condition of Switch	
	RF Common to Each RF Port	
C1	RF1	RF2
0	On	Off
1	Off	On

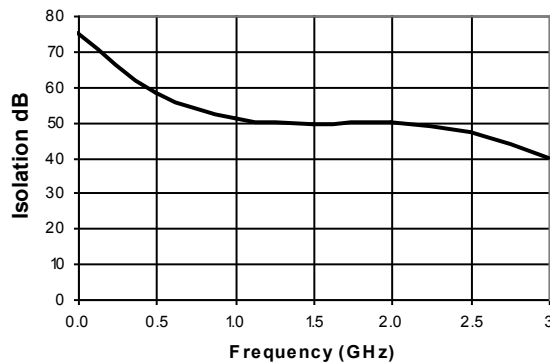
0 = TTL Low; 1 = TTL High

Typical Performance Curves

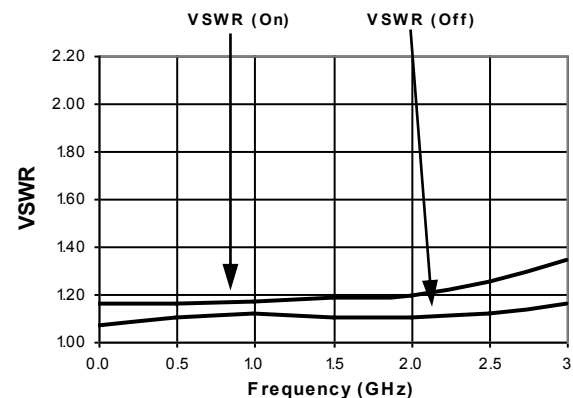
Insertion Loss vs. Frequency



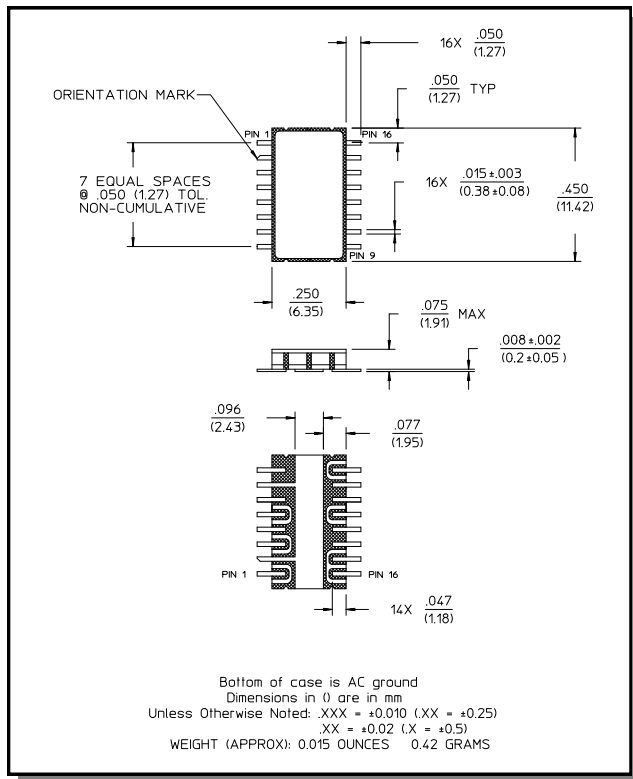
Isolation vs. Frequency



VSWR vs. Frequency



Lead-Free, CR-9 Ceramic Package[†]



[†] Reference Application Note M538 for lead-free solder reflow recommendations.

M/A-COM Technology Solutions Inc. All rights reserved.

Information in this document is provided in connection with M/A-COM Technology Solutions Inc ("MACOM") products. These materials are provided by MACOM as a service to its customers and may be used for informational purposes only. Except as provided in MACOM's Terms and Conditions of Sale for such products or in any separate agreement related to this document, MACOM assumes no liability whatsoever. MACOM assumes no responsibility for errors or omissions in these materials. MACOM may make changes to specifications and product descriptions at any time, without notice. MACOM makes no commitment to update the information and shall have no responsibility whatsoever for conflicts or incompatibilities arising from future changes to its specifications and product descriptions. No license, express or implied, by estoppels or otherwise, to any intellectual property rights is granted by this document.

THESE MATERIALS ARE PROVIDED "AS IS" WITHOUT WARRANTY OF ANY KIND, EITHER EXPRESS OR IMPLIED, RELATING TO SALE AND/OR USE OF MACOM PRODUCTS INCLUDING LIABILITY OR WARRANTIES RELATING TO FITNESS FOR A PARTICULAR PURPOSE, CONSEQUENTIAL OR INCIDENTAL DAMAGES, MERCHANTABILITY, OR INFRINGEMENT OF ANY PATENT, COPYRIGHT OR OTHER INTELLECTUAL PROPERTY RIGHT. MACOM FURTHER DOES NOT WARRANT THE ACCURACY OR COMPLETENESS OF THE INFORMATION, TEXT, GRAPHICS OR OTHER ITEMS CONTAINED WITHIN THESE MATERIALS. MACOM SHALL NOT BE LIABLE FOR ANY SPECIAL, INDIRECT, INCIDENTAL, OR CONSEQUENTIAL DAMAGES, INCLUDING WITHOUT LIMITATION, LOST REVENUES OR LOST PROFITS, WHICH MAY RESULT FROM THE USE OF THESE MATERIALS.

MACOM products are not intended for use in medical, lifesaving or life sustaining applications. MACOM customers using or selling MACOM products for use in such applications do so at their own risk and agree to
5 fully indemnify MACOM for any damages resulting from such improper use or sale.

M/A-COM Technology Solutions Inc. (MACOM) and its affiliates reserve the right to make changes to the product(s) or information contained herein without notice.
Visit www.macom.com for additional data sheets and product information.

Looking for pricing, stock, or lifecycle information?

Click below to explore more details on WIN SOURCE:

- ⊖ [View SW-313-PIN on WIN SOURCE](#)
- ⊖ [M/A-Com Technology Solutions Information](#)

Optimize Your Supply Chain with WIN SOURCE Solutions

- ✓ Global Sourcing Solution
- ✓ Obsolete Management
- ✓ Cost Control Management
- ✓ Shortage Management
- ✓ Alternative Solution
- ✓ Excess Inventory Management