



**THE DATASHEET OF
SSI-LXH072ID**



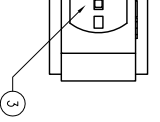
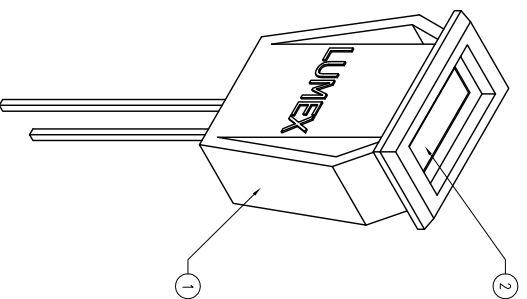
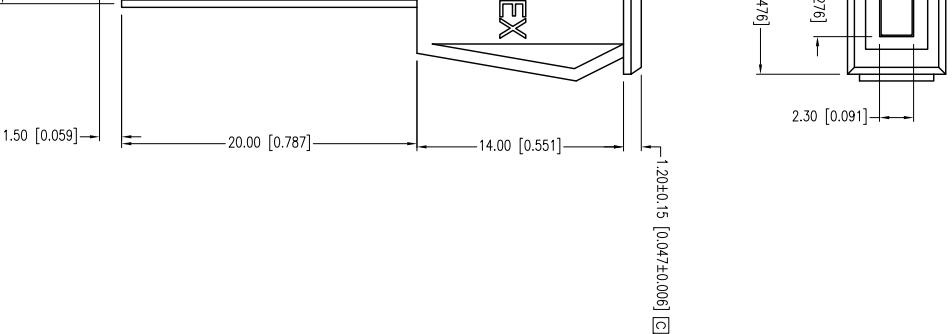
PART NUMBER		SSI-LXH0721D		REV.	D
E.C.N. NUMBER AND REVISION COMMENTS					
DATE	01.05.99	E.C.N. #	10BRDR. & REDRAWN.		A
	01.10.01	E.C.N. #	10702.		B
	03.08.04	E.C.N. #	11103.		C
	04.11.11	E.C.N. #	10BRDR. & REDRAWN./#11686.		D

ELECTRO-OPTICAL CHARACTERISTICS $I_A=25^\circ\text{C}$					
PARAMETER	MIN	TPP	MAX	UNITS	TEST COND
PEAK WAVELENGTH		635		nm	
FORWARD VOLTAGE		2.0	2.5	V _f	I _f =100uA
REVERSE VOLTAGE	5.0			V _r	
AXIAL INTENSITY		15		med	I _f =20mA
VIEWING ANGLE		110		2x theta	
EMITTED COLOR:	RED				
EPoxy LENS FINISH:	RED DIFFUSED				

LIMITS OF SAFE OPERATION AT 25°C					
PARAMETER		MAX		UNITS	
PEAK FORWARD CURRENT*		150		mA	
STEADY CURRENT		30		mA	
POWER DISSIPATION		105		mW	
DERATE FROM 25°C		-1.2		mW/°C	
OPERATING TEMP.		-40 TO +85		°C	
STORAGE TEMP.		-40 TO +85		°C	
SOLDERING TEMP.		+260		°C	
2.0mm FROM BODY					3 SEC. MAX
* I_t<10uS					

NOTES:

1. SSI-LXH072 HOLDER, BLACK.
2. SSI-LX25753D LED, RED.
3. SECURE LED TO HOLDER WITH GLUE.
4. PANEL CUT OUT SIZE: 5.3mm x 11.0mm.
5. QC TO SQUEEZE BOTH EARS OF HOLDER TO MAKE SURE THAT THEY CANNOT BREAK.
6. LUMEX MARKING CAN BE ON EITHER SIDE OF THE HOLDER HAVING NO SIGNIFICANCE TO LED POLARITY.



THE SPECIFICATIONS MAY CHANGE AT ANY TIME WITHOUT NOTICE DUE TO NEW MATERIALS OR PRODUCT IMPROVEMENT. CONFIDENTIAL INFORMATION THE INFORMATION CONTAINED IN THIS DOCUMENT IS THE PROPERTY OF LUMEX INC. EXCEPT AS SPECIFICALLY AUTHORIZED IN WRITING BY LUMEX INC., THE HOLDER OF THIS DOCUMENT SHALL KEEP ALL INFORMATION CONTAINED HEREIN CONFIDENTIAL AND SHALL PROTECT SAME IN WHOLE OR IN PART FROM DISCLOSURE AND DISSEMINATION TO ALL THIRD PARTIES.	
2.3mm x 7mm RECTANGULAR PANEL INDICATOR LED, 635nm RED LED, RED DIFFUSED LENS.	UNCONTROLLED DOCUMENT
DATE: 04.11.11	DRAWN BY: AB
PAGE: 1 OF 1	CHKD BY: KF
SCALE: NTS	APRVD BY: SS
UNIT: mm [INCH]	

SARY AVE.
 PRISM, IL 60188-4900
 630.315.2152
 1.800.278.5666
 WWW.LUMEX.COM



Looking for pricing, stock, or lifecycle information?

Click below to explore more details on WIN SOURCE:

- ⊖ [View SSI-LXH072ID on WIN SOURCE](#)
- ⊖ [Lumex Opto/Components Inc. Information](#)

Optimize Your Supply Chain with WIN SOURCE Solutions

- ✓ Global Sourcing Solution
- ✓ Obsolete Management
- ✓ Cost Control Management
- ✓ Shortage Management
- ✓ Alternative Solution
- ✓ Excess Inventory Management