



**THE DATASHEET OF  
SLR-343YCT32**



### ■ Features

- Viewing angle  $2\theta$  1/2 : 40°
- Competent to direct mount

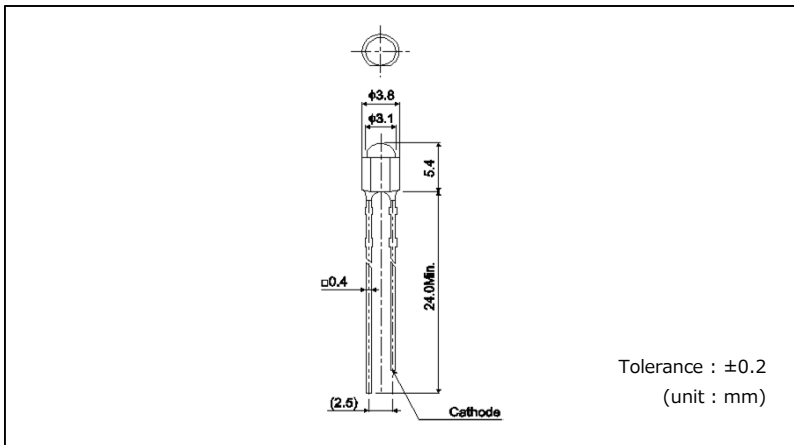
### ■ Outline



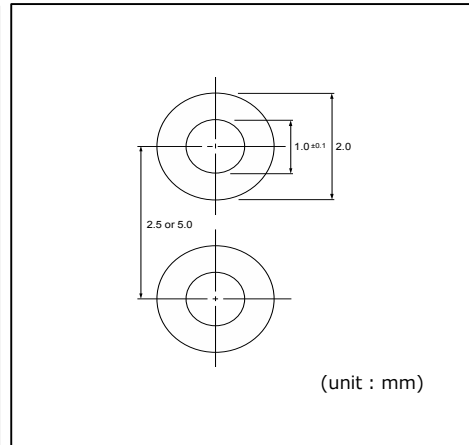
Color Type



### ■ Dimensions



### ■ Recommended Solder Pattern



### ■ Specifications

| Part No.  | Chip Structure | Emitting Color | Absolute Maximum Ratings (Ta=25°C) |                     |                      |                    |                       | Electrical and Optical Characteristics (Ta=25°C) |                                |                     |                                |                    |                                |                     |                                   |            |                     |
|-----------|----------------|----------------|------------------------------------|---------------------|----------------------|--------------------|-----------------------|--|--------------------------------|---------------------|--------------------------------|--------------------|--------------------------------|---------------------|-----------------------------------|------------|---------------------|
|           |                |                | Power Dissipation                  | Forward Current     | Peak Forward Current | Reverse Voltage    | Operating Temp.       | Storage Temp.                                    | Forward Voltage V <sub>f</sub> |                     | Reverse Current I <sub>s</sub> |                    | Peak Wavelength λ <sub>p</sub> |                     | Luminous Intensity I <sub>v</sub> |            |                     |
|           |                |                | P <sub>D</sub> (mW)                | I <sub>F</sub> (mA) | I <sub>FP</sub> (mA) | V <sub>R</sub> (V) | T <sub>opr</sub> (°C) | T <sub>stg</sub> (°C)                            | Typ. (V)                       | I <sub>F</sub> (mA) | Max. (μA)                      | V <sub>R</sub> (V) | Typ. (nm)                      | I <sub>F</sub> (mA) | Min. (mcd)                        | Typ. (mcd) | I <sub>F</sub> (mA) |
| SLR-343VR | GaAsP          | Red            | 60                                 | 20                  | 60*1                 | 3                  | -25~+85               | -30~+100   | 2.0                            | 10                  | 10                             | 3                  | 650                            | 10                  | 5.6                               | 16         | 10                  |
| SLR-343VC |                | 9.0            |                                    |                     |                      |                    |                       |  |                                |                     |                                |                    | 25                             |                     |                                   |            |                     |
| SLR-343DU |                | Orange         |                                    |                     |                      |                    |                       |  |                                |                     |                                |                    | 610                            |                     | 5.6                               | 16         |                     |
| SLR-343DC |                |                |                                    |                     |                      |                    |                       |  |                                |                     |                                |                    | 9.0                            |                     | 25                                |            |                     |
| SLR-343YY |                | Yellow         |                                    |                     |                      |                    |                       |  |                                |                     |                                |                    | 585                            |                     | 3.6                               | 10         |                     |
| SLR-343YC | 5.6            |                | 16                                 |                     |                      |                    |                       |  |                                |                     |                                |                    |                                |                     |                                   |            |                     |
| SLR-343MG | GaP            | Yellow Green   | 75                                 | 25                  |                      |                    |                       | 2.1  |                                |                     |                                | 563                |                                | 9.0                 | 25                                |            |                     |
| SLR-343MC |                | 9.0            |                                    |                     |                      |                    |                       |  |                                |                     |                                |                    |                                | 25                  |                                   |            |                     |
| SLR-343PG |                | Green          |                                    |                     |                      |                    |                       |  |                                |                     |                                |                    |                                | 555                 | 2.2                               |            | 6.3                 |
| SLR-343PC | 2.2            |                | 6.3                                |                     |                      |                    |                       |  |                                |                     |                                |                    |                                |                     |                                   |            |                     |

\*1 : Duty1/5, 200kHz

■ Specifications

| Part No.       | Chip Structure | Emitting Color | Absolute Maximum Ratings (Ta=25°C) |                     |                      |                    |                       |                       | Electrical and Optical Characteristics (Ta=25°C) |                     |                                |                    |   |                     |                                   |            |                     |
|----------------|----------------|----------------|------------------------------------|---------------------|----------------------|--------------------|-----------------------|-----------------------|--|---------------------|--------------------------------|--------------------|---|---------------------|-----------------------------------|------------|---------------------|
|                |                |                | Power Dissipation                  | Forward Current     | Peak Forward Current | Reverse Voltage    | Operating Temp.       | Storage Temp.         | Forward Voltage V <sub>f</sub>                   |                     | Reverse Current I <sub>s</sub> |                    | Dominant Wavelength λ <sub>D</sub> / Chromaticity coordinate(x,y) |                     | Luminous Intensity I <sub>v</sub> |            |                     |
|                |                |                | P <sub>D</sub> (mW)                | I <sub>F</sub> (mA) | I <sub>FP</sub> (mA) | V <sub>R</sub> (V) | T <sub>opr</sub> (°C) | T <sub>stg</sub> (°C) | Typ. (V)   | I <sub>F</sub> (mA) | Max. (μA)                      | V <sub>R</sub> (V) | Typ. (nm)   | I <sub>F</sub> (mA) | Min. (mcd)                        | Typ. (mcd) | I <sub>F</sub> (mA) |
| SLR343EN4T     | InGaN          | Green          | 120                                | 30                  | 100*2                | 5                  | -20~+80               | -30~+100              | 3.2  | 20                  | 100                            | 5                  | 525   | 20                  | 900                               | 2200       | 20                  |
| SLR343BN4T     |                | BLUE           | 126                                | 30                  |                      |                    |                       |                       |  |                     | 470                            |                    | 300   |                     | 680                               |            |                     |
| SLR343BN2T     |                |                | 10                                 | 470                 |                      |                    |                       |                       |  |                     | 1000                           |                    |   |                     |                                   |            |                     |
| SLR343WBN2PT*3 |                | White          | 126                                | 30                  |                      |                    |                       |                       |  |                     | (x,y)(0.31, 0.31)              |                    | 1500  |                     | 3300                              |            |                     |

\*2:Duty 1/10,1kHz, \*3: Brightness for white color is noted with chromaticity coordinate(x,y).

■ Electrical Characteristics Curves

Reference

Fig.1 Forward Current - Forward Voltages

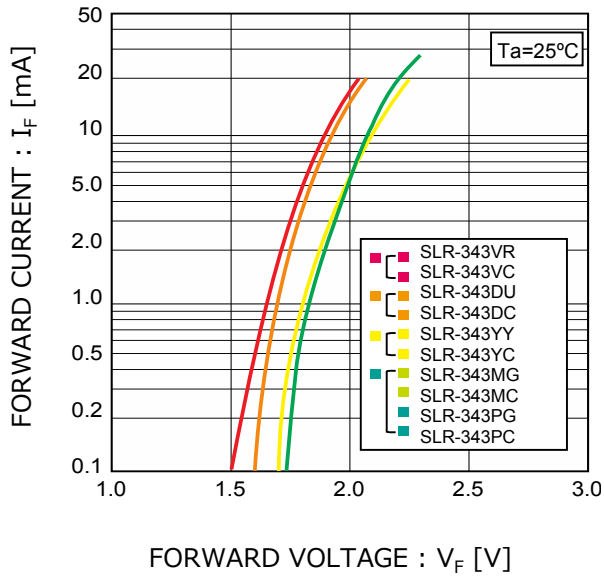


Fig.2 Luminous Intensity - Atmosphere Temperature

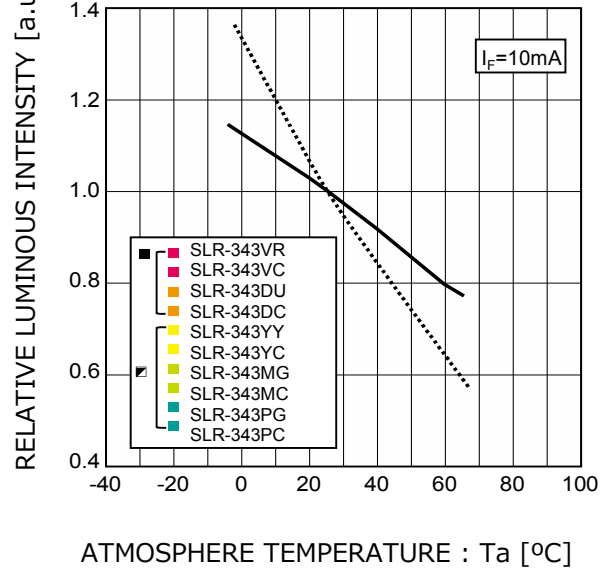


Fig.3 Luminous Intensity - Forward Current

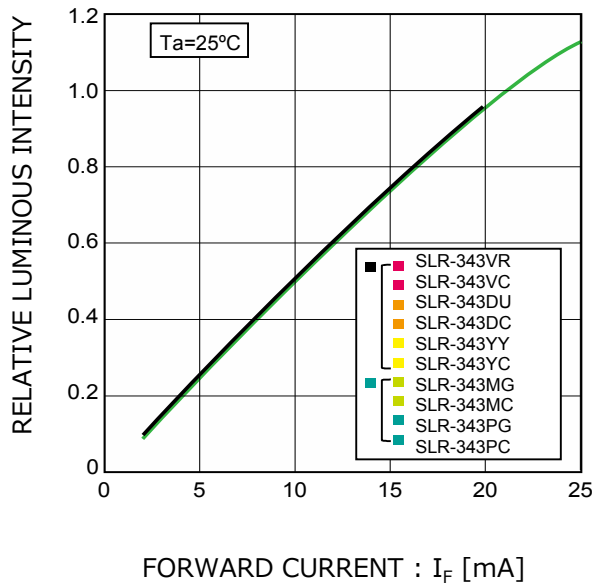
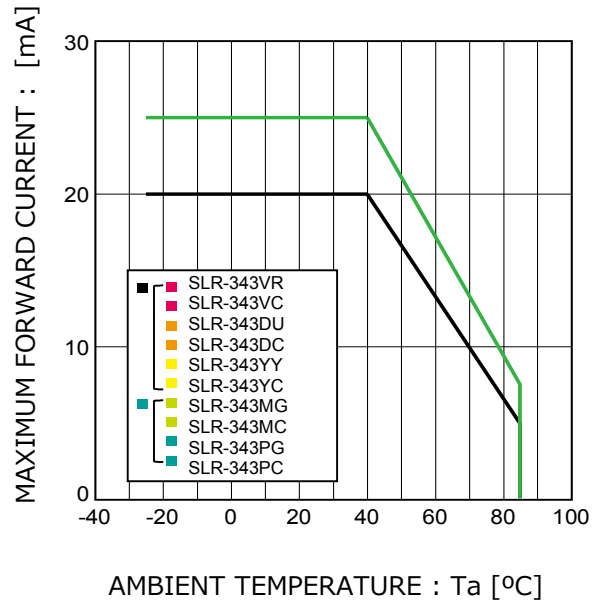


Fig.4 Derating



■ Electrical Characteristics Curves

Reference

Fig.1 Forward Current - Forward Voltages

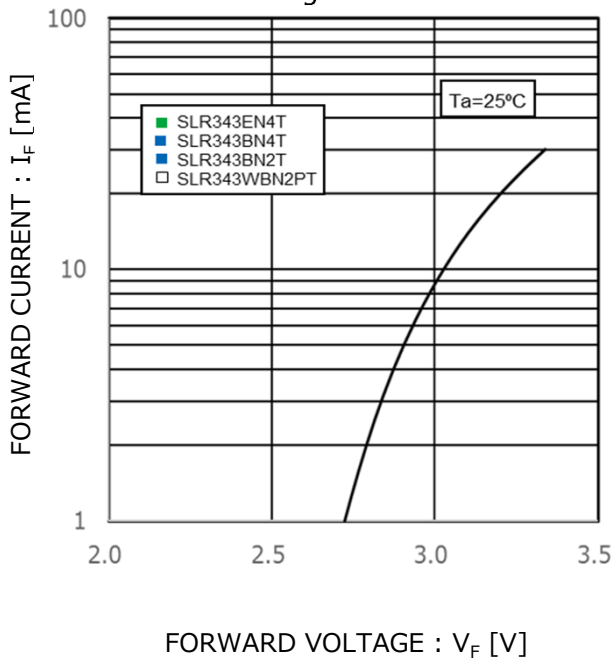


Fig.2 Luminous Intensity -

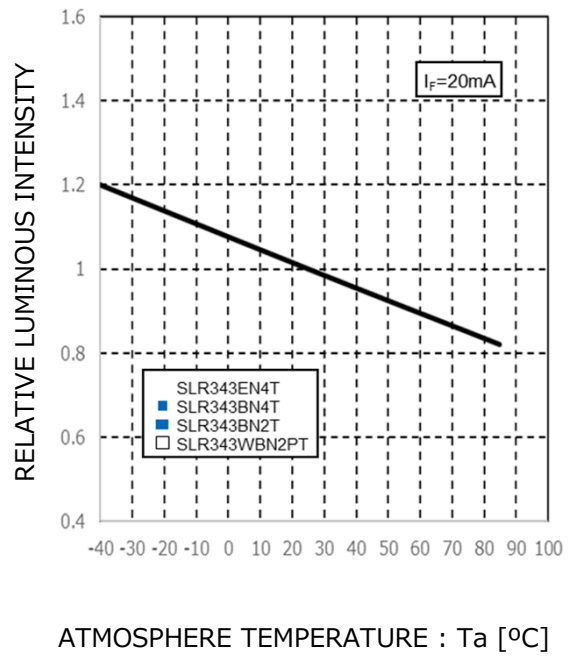


Fig.3 Luminous Intensity - Forward Current

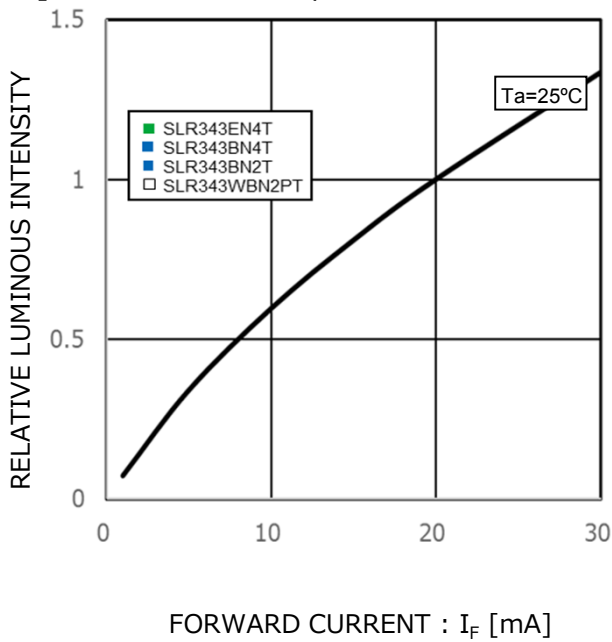
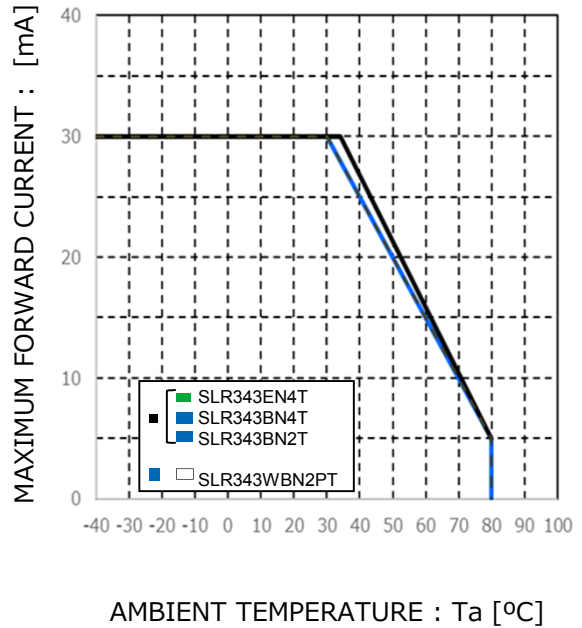
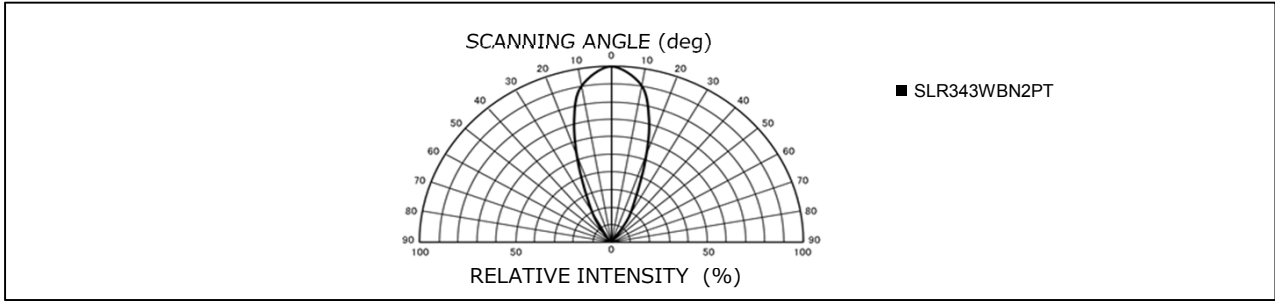
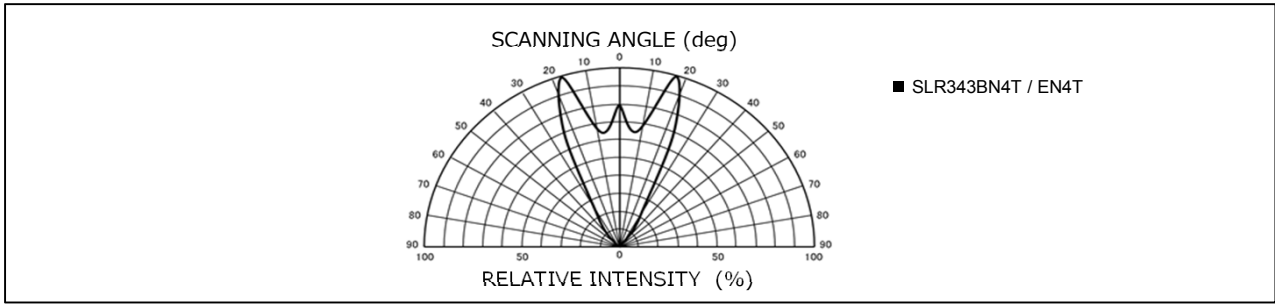
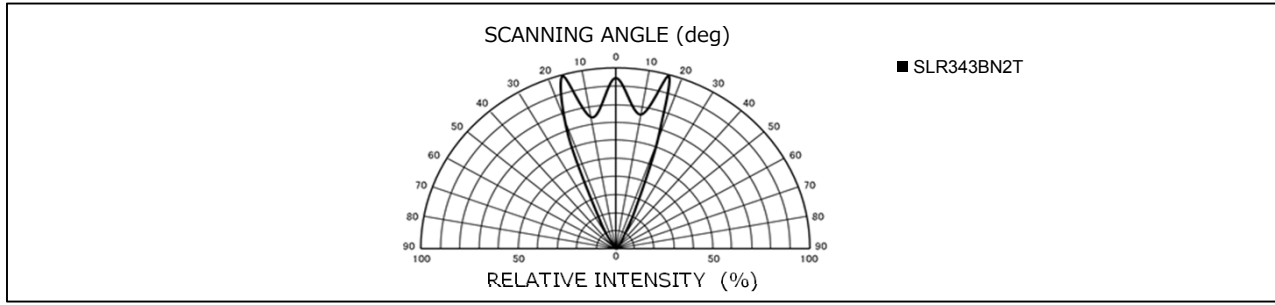
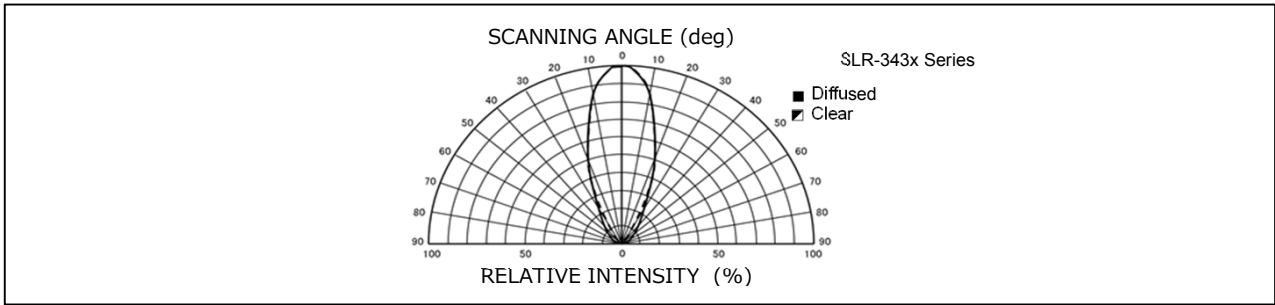


Fig.4 Derating



■ Viewing Angle

Reference



■ Rank Reference of Brightness\*

\*Measurement tolerance : ±10%

| Red (V) <span style="float:right">(Ta=25°C, If=10mA)</span> |           |          |         |         |         |         |        |       |       |       |       |        |         |         |         |         |
|---|-----------|----------|---------|---------|---------|---------|--------|-------|-------|-------|-------|--------|---------|---------|---------|---------|
| Rank  | E         | F        | G       | H       | J       | K       | L      | M     | N     | P     | Q     | R      | S       | T       | U       | V       |
| lv (mcd)  | 0.40~0.63 | 0.63~1.0 | 1.0~1.6 | 1.6~2.5 | 2.5~4.0 | 4.0~6.3 | 6.3~10 | 10~16 | 16~25 | 25~40 | 40~63 | 63~100 | 100~160 | 160~250 | 250~400 | 400~630 |
| SLR-343VC   |           |          |         |         |         |         |        |       |       |       |       |        |         |         |         |         |
| SLR-343VR   |           |          |         |         |         |         |        |       |       |       |       |        |         |         |         |         |

| Orange(D) <span style="float:right">(Ta=25°C, If=10mA)</span> |           |          |         |         |         |         |        |       |       |       |       |        |         |         |         |         |
|---|-----------|----------|---------|---------|---------|---------|--------|-------|-------|-------|-------|--------|---------|---------|---------|---------|
| Rank  | E         | F        | G       | H       | J       | K       | L      | M     | N     | P     | Q     | R      | S       | T       | U       | V       |
| lv (mcd)  | 0.40~0.63 | 0.63~1.0 | 1.0~1.6 | 1.6~2.5 | 2.5~4.0 | 4.0~6.3 | 6.3~10 | 10~16 | 16~25 | 25~40 | 40~63 | 63~100 | 100~160 | 160~250 | 250~400 | 400~630 |
| SLR-343DC   |           |          |         |         |         |         |        |       |       |       |       |        |         |         |         |         |
| SLR-343DU   |           |          |         |         |         |         |        |       |       |       |       |        |         |         |         |         |

| Yellow (Y) <span style="float:right">(Ta=25°C, If=10mA)</span> |           |          |         |         |         |         |        |       |       |       |       |        |         |         |         |         |
|--|-----------|----------|---------|---------|---------|---------|--------|-------|-------|-------|-------|--------|---------|---------|---------|---------|
| Rank   | E         | F        | G       | H       | J       | K       | L      | M     | N     | P     | Q     | R      | S       | T       | U       | V       |
| lv (mcd)   | 0.40~0.63 | 0.63~1.0 | 1.0~1.6 | 1.6~2.5 | 2.5~4.0 | 4.0~6.3 | 6.3~10 | 10~16 | 16~25 | 25~40 | 40~63 | 63~100 | 100~160 | 160~250 | 250~400 | 400~630 |
| SLR-343YC  |           |          |         |         |         |         |        |       |       |       |       |        |         |         |         |         |
| SLR-343YY  |           |          |         |         |         |         |        |       |       |       |       |        |         |         |         |         |

| Yellow Green/Green(M,P) <span style="float:right">(Ta=25°C, If=10mA)</span> |           |          |         |         |         |         |        |       |       |       |       |        |         |         |         |         |
|---|-----------|----------|---------|---------|---------|---------|--------|-------|-------|-------|-------|--------|---------|---------|---------|---------|
| Rank  | E         | F        | G       | H       | J       | K       | L      | M     | N     | P     | Q     | R      | S       | T       | U       | V       |
| lv (mcd)  | 0.40~0.63 | 0.63~1.0 | 1.0~1.6 | 1.6~2.5 | 2.5~4.0 | 4.0~6.3 | 6.3~10 | 10~16 | 16~25 | 25~40 | 40~63 | 63~100 | 100~160 | 160~250 | 250~400 | 400~630 |
| SLR-343MC   |           |          |         |         |         |         |        |       |       |       |       |        |         |         |         |         |
| SLR-343MG   |           |          |         |         |         |         |        |       |       |       |       |        |         |         |         |         |
| SLR-343PG   |           |          |         |         |         |         |        |       |       |       |       |        |         |         |         |         |
| SLR-343PC   |           |          |         |         |         |         |        |       |       |       |       |        |         |         |         |         |

| Green(E) <span style="float:right">(Ta=25°C, If=20mA)</span> |         |         |         |         |          |          |           |           |           |           |            |            |
|--|---------|---------|---------|---------|----------|----------|-----------|-----------|-----------|-----------|------------|------------|
| Rank   | XH      | XJ      | XK      | XL      | XM       | XN       | XP        | XQ        | XR        | XS        | XT         | XU         |
| lv (mcd)   | 135~240 | 200~360 | 300~520 | 420~750 | 610~1100 | 900~1650 | 1350~2400 | 2000~3600 | 3000~5200 | 4200~7500 | 6100~11000 | 9000~16500 |
| SLR343EN4T   |         |         |         |         |          |          |           |           |           |           |            |            |

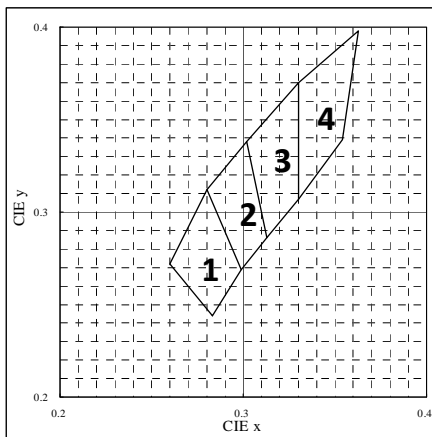
  

| Blue(B) <span style="float:right">(Ta=25°C, If=20mA)</span> |         |         |         |         |          |           |           |           |           |           |            |             |
|---|---------|---------|---------|---------|----------|-----------|-----------|-----------|-----------|-----------|------------|-------------|
| Rank  | XH      | XJ      | XK      | XL      | XM       | XN        | XP        | XQ        | XR        | XS        | XT         | XU          |
| lv (mcd)  | 135~240 | 200~360 | 300~520 | 420~750 | 610~1100 | 900~1650  | 1350~2400 | 2000~3600 | 3000~5200 | 4200~7500 | 6100~11000 | 9000~16500  |
| SLR343BN4T  |         |         |         |         |          |           |           |           |           |           |            |             |
| Rank  | XH      | XJ      | XK      | XL      | XM       | XN        | XP        | XQ        | XR        | XS        | XT         | XU          |
| lv (mcd)  | 150~220 | 220~330 | 330~470 | 470~680 | 680~1000 | 1000~1500 | 1500~2200 | 2200~3300 | 3300~4700 | 4700~6800 | 6800~10000 | 10000~15000 |
| SLR343BN2T  |         |         |         |         |          |           |           |           |           |           |            |             |

| White(WB) <span style="float:right">(Ta=25°C, If=20mA)</span> |         |         |         |         |          |           |           |           |           |           |            |             |
|---|---------|---------|---------|---------|----------|-----------|-----------|-----------|-----------|-----------|------------|-------------|
| Rank  | XH      | XJ      | XK      | XL      | XM       | XN        | XP        | XQ        | XR        | XS        | XT         | XU          |
| lv (mcd)  | 150~220 | 220~330 | 330~470 | 470~680 | 680~1000 | 1000~1500 | 1500~2200 | 2200~3300 | 3300~4700 | 4700~6800 | 6800~10000 | 10000~15000 |
| SLR343WBN2PT  |         |         |         |         |          |           |           |           |           |           |            |             |

■ Chromaticity Diagram

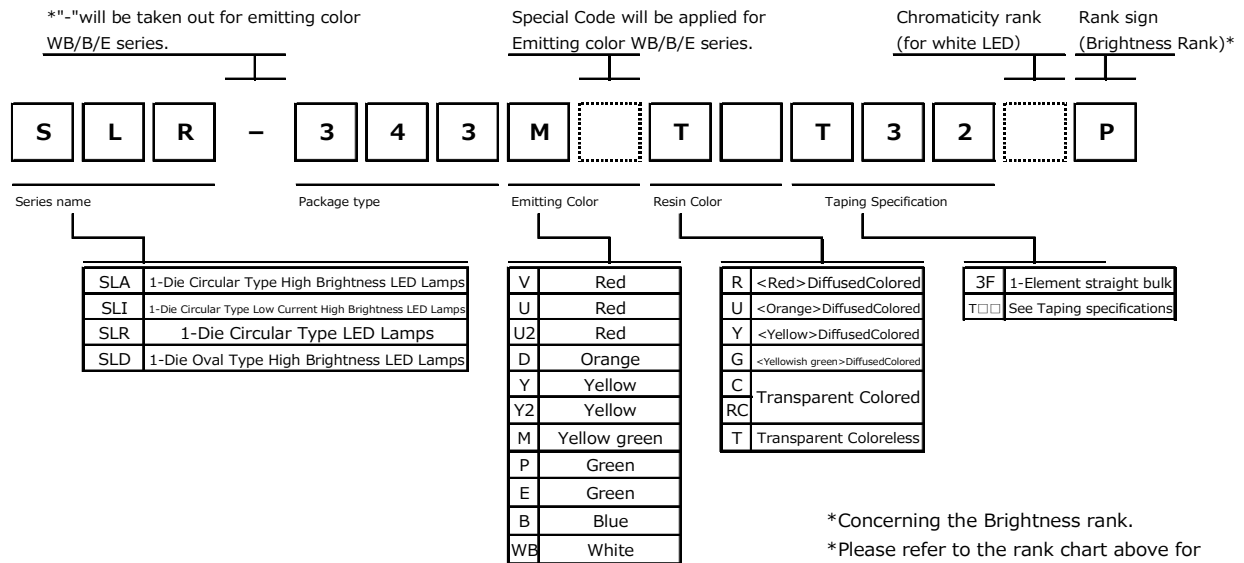


(T a = 25°C. If=20mA)

| 1     |       | 2     |       | 3     |       | 4     |       |
|-------|-------|-------|-------|-------|-------|-------|-------|
| x     | y     | x     | y     | x     | y     | x     | y     |
| 0.283 | 0.244 | 0.280 | 0.312 | 0.302 | 0.338 | 0.330 | 0.307 |
| 0.299 | 0.269 | 0.302 | 0.338 | 0.330 | 0.370 | 0.354 | 0.339 |
| 0.280 | 0.312 | 0.313 | 0.286 | 0.330 | 0.307 | 0.363 | 0.398 |
| 0.260 | 0.272 | 0.299 | 0.269 | 0.313 | 0.286 | 0.330 | 0.370 |

Measurement tolerance : ±0.02

■ Part No. Construction



\*Concerning the Brightness rank.  
 \*Please refer to the rank chart above for luminous intensity classification.  
 \*Part name is individual for each rank.  
 \*When shipped as sample, the part name will be a representative part name.  
 General products are free of ranks.  
 Please contact sales if rank appointment is needed.

**■ ATTENTION POINTS IN HANDLING**

Visual light emitting diode does not contain reinforcement materials such as glass fillers. Therefore if sudden thermal and mechanical shock are given, destruction or inferiority of luminous intensity may occur. Please take care of the handling.

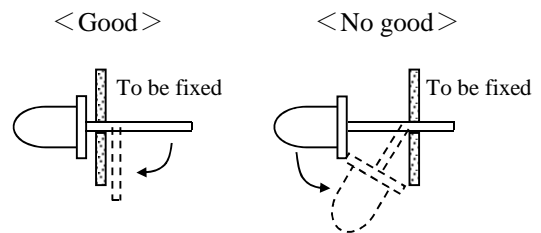
**■ FIXATION METHOD**

1. ATTENTION POINTS

- (1) Please do not give excessive heat over storage temperature to resin.  
In case that the product has to be heated in oven for the glue fixing of surface mount parts, this LED should be mounted after the glue fixing.
- (2) Please avoid stress to resin at high temperature.

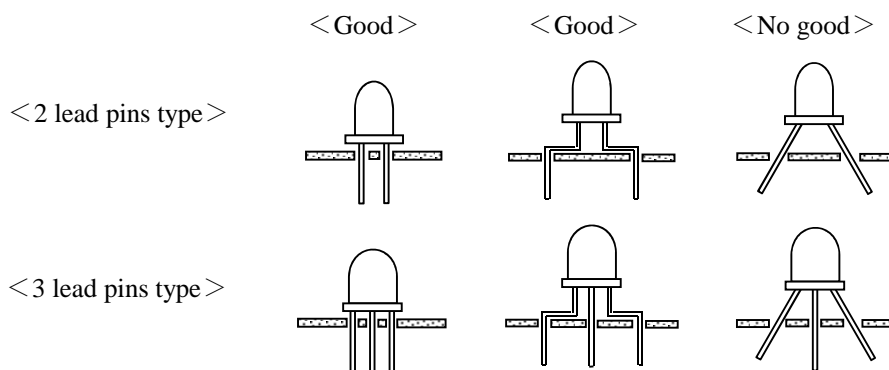
2. TERMINATION PROCESSING

- (1) In case of termination processing, please fix the termination
- (2) Processing position, and process the reverse side of LED body.  
If stress is given during processing, It may cause non-lighting failure.
- (3) Please process before soldering.

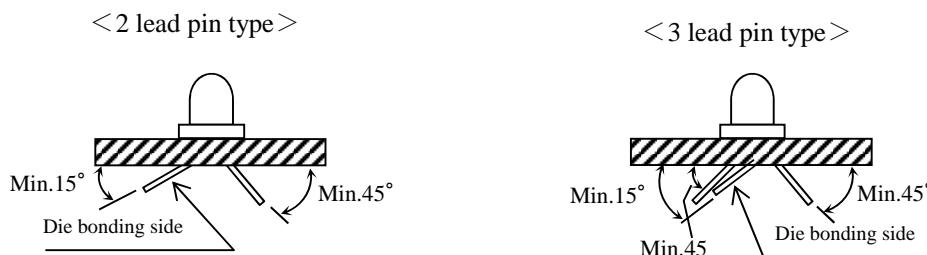


3. ASSEMBLY ON PC BOARD

- (1) In case of soldering on PCB, If the operation is done with stress, it may cause non-lighting failure during soldering or using. Please design the through-holes of PCB suitable for lead pins space or lead pins space after forming to avoid the physical stress on resin.



- (2) Using spacer between LED's body and PCB is recommended.  
In case of direct mount on PCB(SLR/SLI-343 series), please take care about clinch of LED pins to avoid the remained stress and solder heat stress.  
Enough evaluation is requested before deciding assembly and soldering conditions.  
Please consult with us if any problems in the evaluation stage.



4. SOLDERING (Sn-3Ag-0.5Cu)

- (1) Please make soldering rapidly under the following temperature and time conditions.
- (2) Please avoid stress to LED lamp during soldering.
- (3) In case of double peak flow soldering, the temperature gap during 1st and 2nd soldering to be less than 100 degree C.

<Recommendable soldering conditions>

| ARTIICLE       | SOLDERINGTEMP  | OPERATION TIME | Remarks                                   |   |
|----------------|----------------|----------------|---|---|
| Soldering Dip  | Pre-heat       | Max. 100°C     | 60sec Max.                                | -   |
|                | Soldering Bath | Max. 265°C     | 5sec Max.                                 | In case of double peak flow soldering, the operation time is counted from the beginning of 1st peak to the end of 2nd peak. |
| Soldering Iron | Max. 400°C     | 3sec Max.      | The iron should not touch the LED's body. |   |

5. CLEANING

In case of cleaning, some solvents may cause damage of resin or cause non-lighting failure, so please check the solvent before actual use.

The recommendable cleaning solvent is alcoholic one such as isopropyl alcohol.

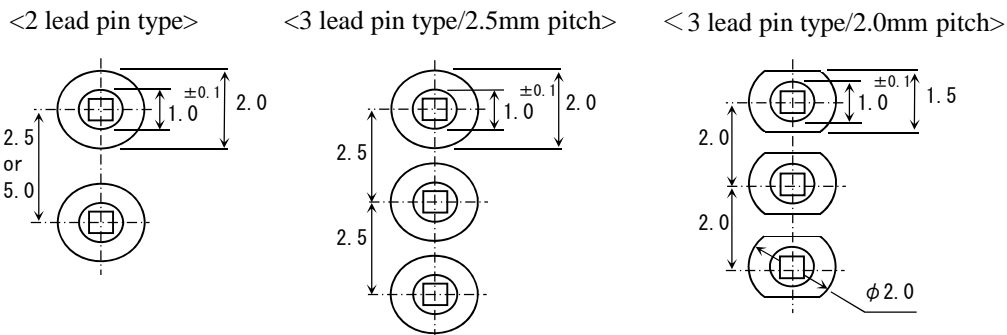
<RECOMMENDABLE CLEANING CONDITIONS>

| METHOD              | CONDITIONS   |
|---------------------|--|
| Cleaning by solvent | Temperature of solvent : Max. 45°C<br>Immersion time : Max. 3min |
| Cleaning by solvent | Ultrasonic out : Max. 15W/Liter<br>Cleaning time : Max. 3min     |

6. RECOMMENDABLE ROUND PATTERN

Round pattern depends on the material PCB, density and circuit arrangement.

Our recommendation is as follow :



■ ATTENTION ON STORAGING

Storage in dry box is most desirable, but if it is not possible, we recommend following conditions.

<RECOMMENDABLE STORAGE CONDITIONS>

| ARTICLE    | Temperature | Humidity  | Expiration Date |
|------------|-------------|-----------|-----------------|
| CONDITIONS | 5~30°C      | Max.60%RH | Within 1 year   |

Poor storage conditions may cause some failure as bellow.

- (1) Lead pins may corrode if it is stored in the environment of high temperature and humidity and lead to defective soldering.
- (2) In case of soldering after LED's body absorb moisture highly, destruction or inferiority of luminous intensity may occur.

**■ APPLICATION METHOD****1. Precaution for Drive System and Off Mode**

- Design the circuit without the electric load exceeding the ABSOLUTE MAXIMUM RATING that applies on the products.
- If drive by constant voltage, it may cause current deviation of the LED and result in deviation of luminous intensity, so we recommend to drive by constant current. (Deviation of VF Value will cause deviation of current in LED.)
- Furthermore, for off mode, please do not apply voltage neither forward nor reverse. Especially, for the products with the Ag-paste used in the die bonding, there's high possibility to cause electro migration and result in function failure.

**2. Operation Life Span**

There's possibility for intensity of light drop according to working conditions and environments (applied current, surrounding temperature and humidity, corrosive gases ), please call our Sales staffs for inquiries about the concerned application below.

- (1) Longtime intensity of light life
- (2) On mode all the time

**3. Usage**

The Product is LED. We are not responsible for the usage as the diode such as Protection Chip, Rectifier, Switching and so on.

**■ OTHERS****1. Surrounding Gas**

Notice that if it is stored under the condition of acid gas (chlorine gas, sulfured gas) or alkali gas (ammonia), it may result in low soldering ability (caused by the change in quality of the plating surface ) or optical characteristics changes (light intensity, chrominance) and change in quality of die bonding (Ag-paste) materials. All of the above will cause function failure of the products. Therefore, please pay attention to the storage environment for mounted product (concern the generated gas of the surrounding parts of the products and the atmospheric environment).

**2. Electrostatic Damage**

The product is part of semiconductor and electrostatic sensitive, there's high possibility to be damaged by the electrostatic discharge.

Please take appropriate measures to avoid the static electricity from human body and earthing setting of production equipment. The resistance values of electrostatic discharge (actual values) are different varies with products, therefore, please call our Sales staffs for inquiries.

**3. Electromagnetic Wave**

Applications with strong electromagnetic wave such as, IH cooker, will influence the reliability of LED, therefore please evaluate before using it.

## Notes

- 1) The information contained herein is subject to change without notice.
- 2) Before you use our Products, please contact our sales representative and verify the latest specifications.
- 3) Although ROHM is continuously working to improve product reliability and quality, semiconductors can break down and malfunction due to various factors. Therefore, in order to prevent personal injury or fire arising from failure, please take safety measures such as complying with the derating characteristics, implementing redundant and fire prevention designs, and utilizing backups and fail-safe procedures. ROHM shall have no responsibility for any damages arising out of the use of our Products beyond the rating specified by ROHM.
- 4) Examples of application circuits, circuit constants and any other information contained herein are provided only to illustrate the standard usage and operations of the Products. The peripheral conditions must be taken into account when designing circuits for mass production.
- 5) The technical information specified herein is intended only to show the typical functions of and examples of application circuits for the Products. ROHM does not grant you, explicitly or implicitly, any license to use or exercise intellectual property or other rights held by ROHM or any other parties. ROHM shall have no responsibility whatsoever for any dispute arising out of the use of such technical information.
- 6) The Products are intended for use in general electronic equipment (i.e. AV/OA devices, communication, consumer systems, gaming/entertainment sets) as well as the applications indicated in this document.
- 7) The Products specified in this document are not designed to be radiation tolerant.
- 8) For use of our Products in applications requiring a high degree of reliability (as exemplified below), please contact and consult with a ROHM representative : transportation equipment (i.e. cars, ships, trains), primary communication equipment, traffic lights, fire/crime prevention, safety equipment, medical systems, servers, solar cells, and power transmission systems.
- 9) Do not use our Products in applications requiring extremely high reliability, such as aerospace equipment, nuclear power control systems, and submarine repeaters.
- 10) ROHM shall have no responsibility for any damages or injury arising from non-compliance with the recommended usage conditions and specifications contained herein.
- 11) ROHM has used reasonable care to ensure the accuracy of the information contained in this document. However, ROHM does not warrants that such information is error-free, and ROHM shall have no responsibility for any damages arising from any inaccuracy or misprint of such information.
- 12) Please use the Products in accordance with any applicable environmental laws and regulations, such as the RoHS Directive. For more details, including RoHS compatibility, please contact a ROHM sales office. ROHM shall have no responsibility for any damages or losses resulting non-compliance with any applicable laws or regulations.
- 13) When providing our Products and technologies contained in this document to other countries, you must abide by the procedures and provisions stipulated in all applicable export laws and regulations, including without limitation the US Export Administration Regulations and the Foreign Exchange and Foreign Trade Act.
- 14) This document, in part or in whole, may not be reprinted or reproduced without prior consent of ROHM.



Thank you for your accessing to ROHM product informations.  
More detail product informations and catalogs are available, please contact us.

## ROHM Customer Support System



<http://www.rohm.com/contact/>

**General Precaution**

1. Before you use our Products, you are requested to carefully read this document and fully understand its contents. ROHM shall not be in any way responsible or liable for failure, malfunction or accident arising from the use of any ROHM's Products against warning, caution or note contained in this document.
2. All information contained in this document is current as of the issuing date and subject to change without any prior notice. Before purchasing or using ROHM's Products, please confirm the latest information with a ROHM sales representative.
3. The information contained in this document is provided on an "as is" basis and ROHM does not warrant that all information contained in this document is accurate and/or error-free. ROHM shall not be in any way responsible or liable for any damages, expenses or losses incurred by you or third parties resulting from inaccuracy or errors of or concerning such information.

## Looking for pricing, stock, or lifecycle information?

Click below to explore more details on WIN SOURCE:

-  [View SLR-343YCT32 on WIN SOURCE](#)
-  [Rohm Semiconductor](#) Information

## Optimize Your Supply Chain with WIN SOURCE Solutions

-  Global Sourcing Solution
-  Obsolete Management
-  Cost Control Management
-  Shortage Management
-  Alternative Solution
-  Excess Inventory Management