# THE DATASHEET OF

# SIL05-1A72-71D

www.win-source.net 0086-755-83957316

MEDER electronic
Products for tomorrow...

Europe: +49 / 7731 8399 0 | Email: info@meder.com
USA: +1 / 508 295 0771 | Email: salesusa@meder.com
Asia: +852 / 2955 1682 | Email: salesasia@meder.com

Item No.:
**3305100171**
Item:
**SIL05-1A72-71D**

**Dimensions mm[inch]**
tolerances acc. to DIN ISO 2768-m
*Toleranzen gem. DIN ISO 2768-m*

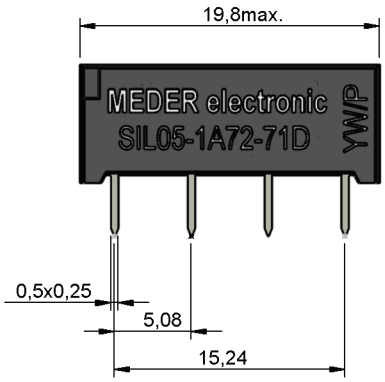


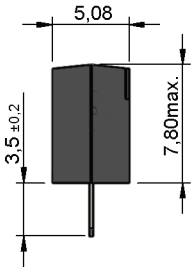


**Isometric**
Scale 2:1
*Maßstab 2:1*




**Layout**
Top view
*Draufsicht*

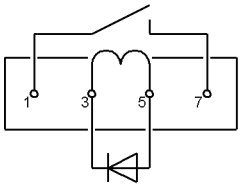


**Marking**
according to EN60062/factory code
*gem. EN60062/Fertigungsstätte*

| Coil Data at 20 °C | Conditions | Min | Typ | Max | Unit |
|---|---|---|---|---|---|
| Coil resistance | | 450 | 500 | 550 | Ohm |
| Coil voltage | | | 5 | | VDC |
| Rated power | | | 50 | | mW |
| Thermal resistance | max. Relay temperature = operating temperature + self heating | | 109 | | K/W |
| Pull-In voltage | | | | 3,5 | VDC |
| Drop-Out voltage | | 0,75 | | | VDC |

| Contact data 66/3 | Conditions | Min | Typ | Max | Unit |
|---|---|---|---|---|---|
| Contact rating | Any DC combination of V & A not to exceed their individual max.'s | | | 10 | W |
| Switching voltage | DC or Peak AC | | | 200 | V |
| Switching current | DC or Peak AC | | | 0,5 | A |
| Carry current | DC or Peak AC | | | 1 | A |
| Contact resistance static | Measured with 40% overdrive Start Value | | | 150 | mOhm |
| Contact resistance dynamic | Maximum value 1,5 ms after excitation Start Value | | | 150 | mOhm |
| Insulation resistance | RH <45 %, 100 V test voltage | 10 | | | GOhm |
| Breakdown voltage | according to EN 60255-5 | 250 | | | VDC |
| Breakdown voltage ( > 20 AT ) | according to EN 60255-5 | 400 | | | VDC |
| Operate time incl. bounce | measured with 40% overdrive | | | 0,7 | ms |
| Release time | measured with no coil excitation | | | 0,05 | ms |
| Capacity | @ 10 kHz across open switch | | 0,3 | | pF |

| Special Product Data | Conditions | Min | Typ | Max | Unit |
|---|---|---|---|---|---|
| Dielectric Strength Coil/Contact | according to EN 60255-5 | 1,5 | | | kV DC |
| Insulation resistance Coil/Contact | RH <45%, 200 VDC measuring voltage | 100 | | | GOhm |
| Capacity Coil/Contact | @ 10 kHz | | 0,3 | | pF |
| Housing material | | epoxy resin | | | |
| Connection pins | | Copper alloy tin plated | | | |
| Reach / RoHS conformity | | yes | | | |

| Environmental data | Conditions | Min | Typ | Max | Unit |
|---|---|---|---|---|---|
| Shock | 1/2 sine, duration 11ms, in 3 axis | | | 50 | g |
| Vibration | from 10 - 2000 Hz | | | 20 | g |
| Operating temperature | | -20 | | 70 | °C |
| Storage temperature | | -35 | | 95 | °C |
| Soldering temperature | wave soldering max. 5 sec. | | | 260 | °C |
| Washability | | fully sealed | | | |

## Looking for pricing, stock, or lifecycle information?

Click below to explore more details on WIN SOURCE:

- View SIL05-1A72-71D on WIN SOURCE
- Standex-Meder Electronics Information

## Optimize Your Supply Chain with WIN SOURCE Solutions

- Global Sourcing Solution
- Obsolete Management
- Cost Control Management
- Shortage Management
- Alternative Solution
- Excess Inventory Management