



**THE DATASHEET OF  
S558-5999-DL**





ELECTRICAL CHARACTERISTICS @ 25°C

TURN'S RATIO

ICT : ICT ±2%

DCL

350µH MIN. @100KHz, 100mV, WITH 8mA D.C. BIAS  
PIN (46-47), (43-44), (40-41), (37-38)  
PIN (34-35), (31-32), (28-29), (25-26)

INSERTION LOSS

FREQ.	1MHZ	65MHZ	100MHZ	125MHZ
MAX.	0.8dB	0.8dB	1.0dB	1.5dB

RETURN LOSS  
MEASURED UNDER A  
100 Ω ENVIRONMENT

FREQ.	500KHz	40MHz	60MHz	80MHz	100MHz
MIN.	18dB	15dB	13dB	10dB	9dB

COMMON TD COMMON  
MODE REJECTION

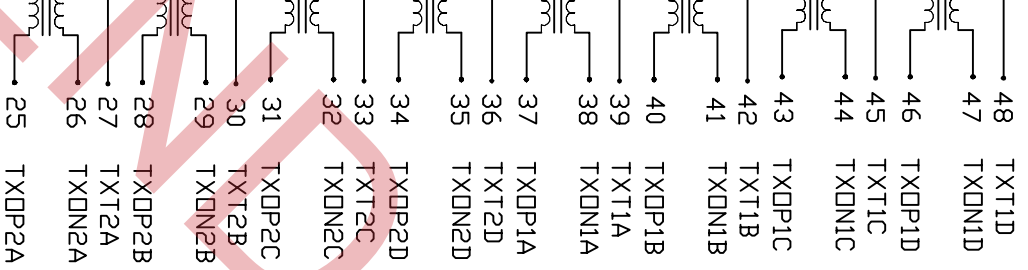
30dB MIN. @ 0.1 TD 100MHZ

CROSSSTALK

33-20LOG(f/100MHZ)dB MIN. @ 1 TD 100MHZ

HIPDT

PER HAND-WORK-03

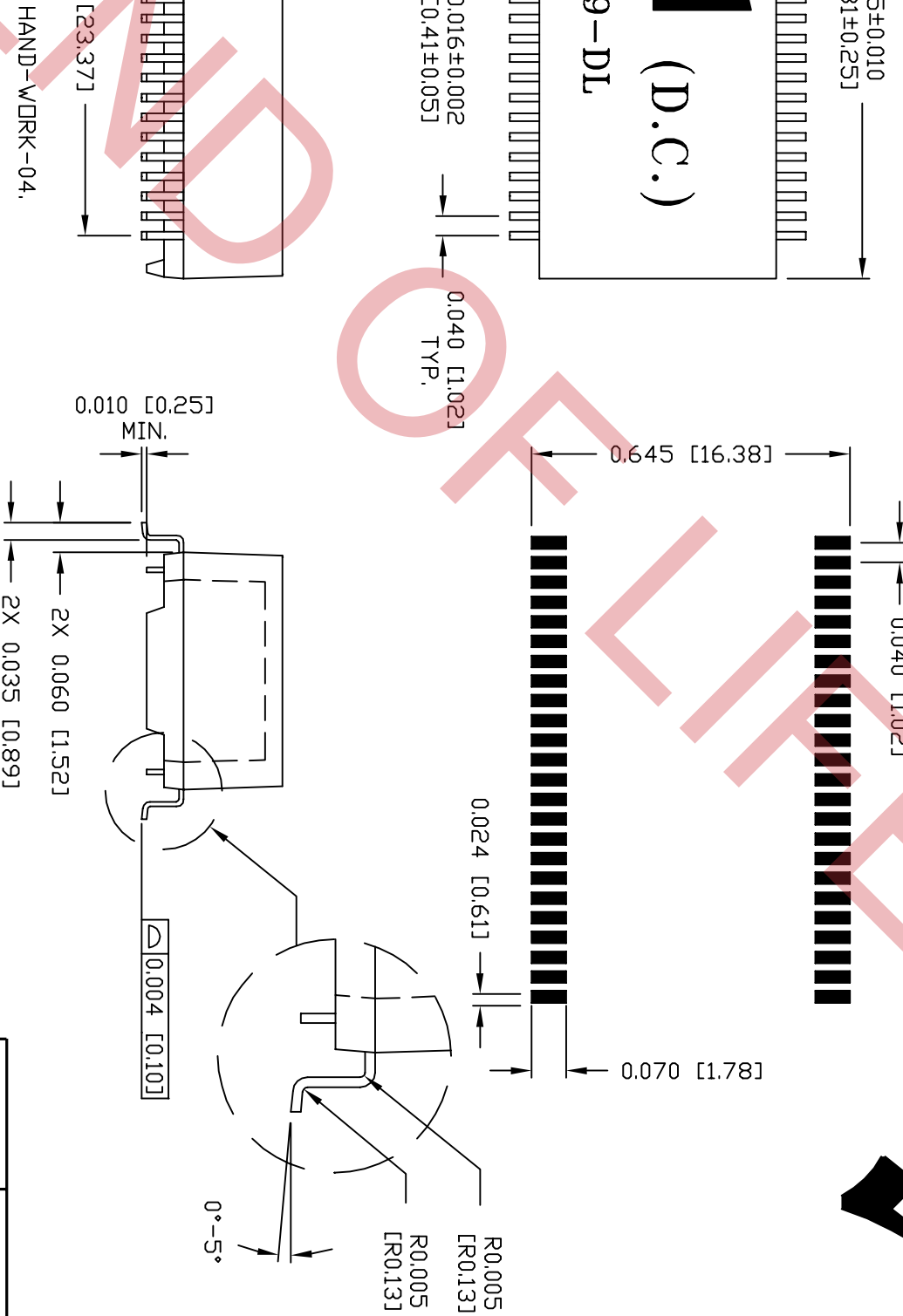


PART NO. / DRAWING NO. S558-5999-DL	STANDARD DIM. [ ] METRIC DIM. AS REF.		REV. : B	PAGE : 2
	FILE NAME S5585999DLB.DWG	TOL. IN INCH .X .XX .XXX		
TRICAL SPECIFICATION S558-5999-DL				SIZE : A4





SUGGESTED PCB PAD LAYOUT



(D.C.)

9-DL

0.010 [0.25]

0.016±0.002 [0.41±0.05]

0.010 [0.25]

HAND-WORK-04.

MECHANICAL DRAWING  
SS558-5999-DL

PART NO. / DRAWING NO.  
SS558-5999-DL

FILE NAME  
SS5585999DL.B.DWG

STANDARD DIM. [ ] METRIC DIM. AS REF.	TOL. IN INCH	UNIT : INCH [mm]	SCALE : N/A	SIZE : A4
	.X	±0.01		
	.XX	±0.01		
	.XXX	±0.005		



REV. : B PAGE : 3








This document is electronically generated. This is a controlled copy if used internally

## Looking for pricing, stock, or lifecycle information?

Click below to explore more details on WIN SOURCE:

-  [View S558-5999-DL on WIN SOURCE](#)
-  [Bel Fuse Inc. Information](#)

## Optimize Your Supply Chain with WIN SOURCE Solutions

-  Global Sourcing Solution
-  Obsolete Management
-  Cost Control Management
-  Shortage Management
-  Alternative Solution
-  Excess Inventory Management