




**THE DATASHEET OF  
RN102-0.6-02-4M4**



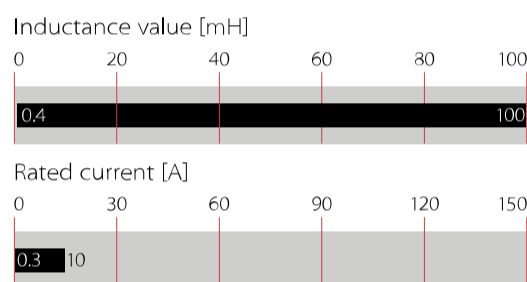
## Current-compensated Chokes



- Rated currents from 0.3 to 10 A
- DC to 400 Hz frequency
- 100 kHz to 3 MHz common-mode resonance frequency
- Dual-choke configurations
- Multiple PCB-mounting options



### Performance indicators



### Technical Specifications

<b>Nominal operating voltage</b>	300 VAC
<b>Rated currents</b>	0.3 to 10 A @ 40°C
<b>Operating frequency</b>	DC to 400 Hz
<b>Rated inductance</b>	0.4 to 100 mH
<b>Stray inductance</b>	Typically 1% of L <sub>n</sub>
<b>Inductance reduction (DC bias with I<sub>N</sub>)</b>	Less than 10% (25°C)
<b>Surge current @ 10 msec</b>	20 x nominal current @ 25°C
<b>Temperature range (operation and storage)</b>	-40°C to 100°C (40/100/56) acc. IEC 60068-1
<b>High potential test voltage winding-to-winding @ 25°C</b>	1500 VAC, 60 sec, guaranteed 1500 VAC, 2 sec, factory test
<b>Winding-to-housing @ 25°C</b>	Winding-to-housing @ 25°C
<b>Flammability corresponding to</b>	Housing UL 94V-0 Potting compound UL 94V-0
<b>Design corresponding to</b>	UL 1283, IEC/EN 60938-1
<b>MTBF (Mil-HB-217F)</b>	>5,000,000 h @ 40°C/230 V

### Approvals & Compliances



RN chokes are attenuating common-mode or asymmetric (P/N > E) interference signals, by being connected in series with the phase and neutral lines of an AC powerline input. Symmetrical components of the noise are also attenuated by the leakage inductance (stray inductance) of the windings. These chokes are typically used in conjunction with suppression capacitors.

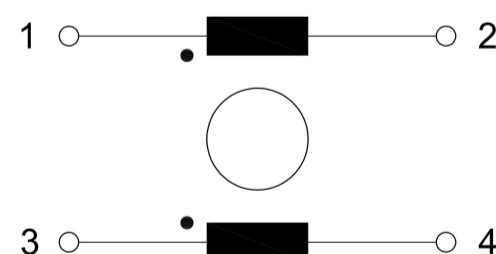
### Features and Benefits

- High saturation resistance and excellent thermal behavior
- Through hole pin connections
- Dual-choke configuration
- Small compact design
- Multiple housing options
- Custom-specific versions are available on request
- Higher temperature versions
- Fully potted design usable for ruggedized applications






















































### Typical Applications

- Switch-mode power applications
- Suppressing common-mode interference levels
- EMI input filters
- For suppression-equipment with no earth connection
- Phase-angle control circuits in combination with saturating chokes

### Typical electrical schematic



## Choke Selection Table

Choke	Buy	Current (In) [A]	@ ambient temperature [°C]	Inductance (LN) [mH]	Resistance (Rdc) [mOhm]	A [mm]	B [mm]	H [mm]	Weight (g)
RN102-0.3-02-22M		0.3	40	22.0	1300	10.0	10.0	9.0	4
RN102-0.3-02-12M		0.3	40	12.0	1100	10.0	10.0	9.0	3
RN102-0.6-02-4M4		0.6	40	4.4	380	10.0	10.0	9.0	3
RN102-1-02-3M0		1.0	40	3.0	210	10.0	10.0	9.0	3
RN102-1.5-02-1M6		1.5	40	1.6	94	10.0	10.0	9.0	3
RN102-2-02-1M1		2.0	40	1.1	70	10.0	10.0	9.0	3
RN112-0.4-02-39M		0.4	40	39.0	1500	15.0	10.0	12.6	6
RN112-0.4-02-27M		0.4	40	27.0	1400	15.0	10.0	12.6	6
RN112-0.5-02-27M		0.5	40	27.0	1200	15.0	10.0	12.6	6
RN112-0.5-02-18M		0.5	40	18.0	1100	15.0	10.0	12.6	6
RN112-0.5-02-15M		0.5	40	15.0	700	15.0	10.0	12.6	6
RN112-0.6-02-15M		0.6	40	15.0	490	15.0	10.0	12.6	6
RN112-0.8-02-10M		0.8	40	10.0	380	15.0	10.0	12.6	6
RN112-1.2-02-6M8		1.2	40	6.8	250	15.0	10.0	12.6	6
RN112-1.5-02-3M3		1.5	40	3.3	102	15.0	10.0	12.6	6
RN112-2-02-1M8		2.0	40	1.8	74	15.0	10.0	12.6	6
RN112-2-02-1M0		2.0	40	1.0	70	15.0	10.0	12.6	6
RN112-2.6-02-0M4		2.6	40	0.4	40	15.0	10.0	12.6	6
RN112-3.6-02-0M4		3.6	40	0.4	27	15.0	10.0	12.6	6
RN112-4-02-0M7		4.0	40	0.7	24	15.0	10.0	12.6	6
RN114-0.3-02-47M		0.3	40	47.0	1700	20.1	12.5	13.2	10
RN114-0.5-02-39M		0.5	40	39.0	830	20.1	12.5	13.2	11
RN114-0.8-02-27M		0.8	40	27.0	500	20.1	12.5	13.2	11
RN114-1-02-15M		1.0	40	15.0	370	20.1	12.5	13.2	10
RN114-1.2-02-10M		1.2	40	10.0	195	20.1	12.5	13.2	10
RN114-1.5-02-6M8		1.5	40	6.8	123	20.1	12.5	13.2	11
RN114-2-02-4M2		2.0	40	4.2	100	20.1	12.5	13.2	11
RN114-2.5-02-3M3		2.5	40	3.3	72	20.1	12.5	13.2	11
RN114-3-02-2M0		3.0	40	2.0	52	20.1	12.5	13.2	10
RN114-4-02-1M5		4.0	40	1.5	34	20.1	12.5	13.2	11
RN116-0.5-02-47M		0.5	60	47.0	960	20.1	12.5	13.2	11
RN116-0.5-02-39M		0.5	60	39.0	920	20.1	12.5	13.2	11
RN116-0.5-02-27M		0.5	60	27.0	790	20.1	12.5	13.2	11
RN116-0.8-02-27M		0.8	60	27.0	370	20.1	12.5	13.2	13
RN116-1-02-15M		1.0	60	15.0	260	20.1	12.5	13.2	12
RN116-1-02-10M		1.0	60	10.0	210	20.1	12.5	13.2	11
RN116-1.3-02-6M8		1.3	60	6.8	140	20.1	12.5	13.2	12
RN116-1.5-02-10M		1.5	60	10.0	148	20.1	12.5	13.2	12
RN116-1.7-02-4M0		1.7	60	4.0	87	20.1	12.5	13.2	12
RN116-2-02-3M3		2.0	60	3.3	70	20.1	12.5	13.2	12
RN116-2-02-2M2		2.0	60	2.2	66	20.1	12.5	13.2	11
RN122-0.5-02-56M		0.5	40	56.0	1800	25.0	15.0	16.5	20
RN122-0.6-02-47M		0.6	40	47.0	1300	25.0	15.0	16.5	20
RN122-0.8-02-39M		0.8	40	39.0	1000	25.0	15.0	16.5	20
RN122-1-02-18M		1.0	40	18.0	630	25.0	15.0	16.5	19
RN122-1-02-10M		1.0	40	10.0	560	25.0	15.0	16.5	19
RN122-1.5-02-10M		1.5	40	10.0	250	25.0	15.0	16.5	20
RN122-2-02-6M8		2.0	40	6.8	156	25.0	15.0	16.5	20
RN122-2-02-5M0		2.0	40	5.0	140	25.0	15.0	16.5	21
RN122-2.5-02-5M6		2.5	40	5.6	110	25.0	15.0	16.5	20
RN122-3-02-4M5		3.0	40	4.5	80	25.0	15.0	16.5	21
RN122-4-02-3M3		4.0	40	3.3	46	25.0	15.0	16.5	22
RN122-4-02-1M8		4.0	40	1.8	42	25.0	15.0	16.5	22


Choke	Buy	Current (In) [A]	@ ambient temperature [°C]	Inductance (Ln) [mH]	Resistance (R DC) [mOhm]	A [mm]	B [mm]	H [mm]	Weight (g)
RN142-0.5-02-82M		0.5	40	82.0	2700	30.0	20.0	19.7	36
RN142-1-02-33M		1.0	40	33.0	810	30.0	20.0	19.7	37
RN142-1.4-02-27M		1.4	40	27.0	500	30.0	20.0	19.7	40
RN142-2-02-6M8		2.0	40	6.8	192	30.0	20.0	19.7	36
RN142-4-02-3M3		4.0	40	3.3	67	30.0	20.0	19.7	38
RN142-6-02-1M8		6.0	40	1.8	20	30.0	20.0	19.7	40
RN143-0.5-02-100M		0.5	40	100.0	2900	30.0	20.0	19.7	36
RN143-1-02-47M		1.0	40	47.0	890	30.0	20.0	19.7	38
RN143-2-02-10M		2.0	40	10.0	240	30.0	20.0	19.7	42
RN143-4-02-3M9		4.0	40	3.9	59	30.0	20.0	19.7	39
RN143-6-02-1M8		6.0	40	1.8	20	30.0	20.0	19.7	42
RN152-1-02-68M		1.0	40	68.0	1300	40.0	15.0	25.0	75
RN152-2-02-18M		2.0	40	18.0	450	40.0	15.0	25.0	64
RN152-4-02-6M8		4.0	40	6.8	87	40.0	15.0	25.0	74
RN152-6-02-3M9		6.0	40	3.9	42	40.0	15.0	25.0	68
RN152-8-02-2M7		8.0	40	2.7	22	40.0	15.0	25.0	73
RN152-10-02-1M8		10.0	40	1.8	14	40.0	15.0	25.0	73
RN202-0.3-02-22M		0.3	40	22.0	1300	5.1	15.2	13.5	4
RN202-0.3-02-12M		0.3	40	12.0	1100	5.1	15.2	13.5	4
RN202-0.6-02-4M4		0.6	40	4.4	380	5.1	15.2	13.5	4
RN202-1-02-3M0		1.0	40	3.0	210	5.1	15.2	13.5	4
RN202-1.5-02-1M6		1.5	40	1.6	94	5.1	15.2	13.5	4
RN202-2-02-1M1		2.0	40	1.1	70	5.1	15.2	13.5	4
RN204-0.3-02-22M		0.3	40	22.0	1300	7.6	10.0	14.3	3
RN204-0.3-02-12M		0.3	40	12.0	960	7.6	10.0	14.3	3
RN204-0.6-02-4M4		0.6	40	4.4	350	7.6	10.0	14.3	3
RN204-1-02-3M0		1.0	40	3.0	192	7.6	10.0	14.3	3
RN204-1.5-02-1M6		1.5	40	1.6	96	7.6	10.0	14.3	3
RN204-2-02-1M1		2.0	40	1.1	57	7.6	10.0	14.3	3
RN212-0.4-02-39M		0.4	40	39.0	1500	10.0	15.0	20.0	8
RN212-0.4-02-27M		0.4	40	27.0	1400	10.0	15.0	20.0	8
RN212-0.5-02-27M		0.5	40	27.0	1200	10.0	15.0	20.0	8
RN212-0.5-02-18M		0.5	40	18.0	1100	10.0	15.0	20.0	8
RN212-0.5-02-15M		0.5	40	15.0	700	10.0	15.0	20.0	8
RN212-0.6-02-15M		0.6	40	15.0	490	10.0	15.0	20.0	8
RN212-0.8-02-10M		0.8	40	10.0	380	10.0	15.0	20.0	8
RN212-1.2-02-6M8		1.2	40	6.8	250	10.0	15.0	20.0	8
RN212-1.5-02-3M3		1.5	40	3.3	102	10.0	15.0	20.0	8
RN212-2-02-1M8		2.0	40	1.8	74	10.0	15.0	20.0	8
RN212-2-02-1M0		2.0	40	1.0	70	10.0	15.0	20.0	8
RN212-2.6-02-0M4		2.6	40	0.4	40	10.0	15.0	20.0	8
RN212-3.6-02-0M4		3.6	40	0.4	27	10.0	15.0	20.0	8
RN212-4-02-0M7		4.0	40	0.7	24	10.0	15.0	20.0	8
RN214-0.3-02-47M		0.3	40	47.0	1700	12.5	10.0	25.0	14
RN214-0.5-02-56M		0.5	40	56.0	1700	12.5	10.0	25.0	15
RN214-0.5-02-39M		0.5	40	39.0	830	12.5	10.0	25.0	14
RN214-0.8-02-27M		0.8	40	27.0	500	12.5	10.0	25.0	15
RN214-1-02-15M		1.0	40	15.0	370	12.5	10.0	25.0	14
RN214-1.2-02-10M		1.2	40	10.0	195	12.5	10.0	25.0	15
RN214-1.5-02-6M8		1.5	40	6.8	123	12.5	10.0	25.0	15
RN214-2-02-4M2		2.0	40	4.2	100	12.5	10.0	25.0	14

Choke	Buy	Current (In) [A]	@ ambient temperature [°C]	Inductance (Ln) [mH]	Resistance (R DC) [mOhm]	A [mm]	B [mm]	H [mm]	Weight (g)
RN214-2-02-2M2		2.0	40	2.2	67	12.5	10.0	25.0	14
RN214-2.5-02-3M3		2.5	40	3.3	72	12.5	10.0	25.0	15
RN214-3-02-2M0		3.0	40	2.0	52	12.5	10.0	25.0	14
RN214-4-02-1M5		4.0	40	1.5	34	12.5	10.0	25.0	15
RN216-0.5-02-47M		0.5	60	47.0	960	12.5	10.0	25.0	15
RN216-0.5-02-39M		0.5	60	39.0	920	12.5	10.0	25.0	15
RN216-0.5-02-27M		0.5	60	27.0	790	12.5	10.0	25.0	15
RN216-0.8-02-27M		0.8	60	27.0	370	12.5	10.0	25.0	16
RN216-1-02-15M		1.0	60	15.0	260	12.5	10.0	25.0	16
RN216-1-02-10M		1.0	60	10.0	210	12.5	10.0	25.0	15
RN216-1.3-02-6M8		1.3	60	6.8	140	12.5	10.0	25.0	16
RN216-1.5-02-10M		1.5	60	10.0	148	12.5	10.0	25.0	16
RN216-1.7-02-4M0		1.7	60	4.0	87	12.5	10.0	25.0	16
RN216-2-02-3M3		2.0	60	3.3	70	12.5	10.0	25.0	16
RN216-2-02-2M2		2.0	60	2.2	66	12.5	10.0	25.0	15
RN218-0.4-02-100M		0.4	40	100	2800	10.0	12.5	20.0	8
RN218-0.6-02-47M		0.6	40	47.0	1200	10.0	12.5	20.0	8
RN218-0.7-02-39M		0.7	40	39.0	1150	10.0	12.5	20.0	8
RN218-0.9-02-27M		0.9	40	27.0	620	10.0	12.5	20.0	8
RN218-1-02-22M		1.0	40	22.0	520	10.0	12.5	20.0	8
RN218-1.1-02-15M		1.1	40	15.0	420	10.0	12.5	20.0	8
RN218-1.4-02-10M		1.4	40	10.0	330	10.0	12.5	20.0	8
RN218-1.7-02-6M8		1.7	40	6.8	180	10.0	12.5	20.0	8
RN218-2.2-02-3M3		2.2	40	3.3	100	10.0	12.5	20.0	8
RN222-0.5-02-56M		0.5	40	56.0	1800	15.0	12.5	29.3	27
RN222-0.6-02-47M		0.6	40	47.0	1300	15.0	12.5	29.3	26
RN222-0.8-02-39M		0.8	40	39.0	1000	15.0	12.5	29.3	27
RN222-1-02-33M		1.0	40	33.0	1300	15.0	12.5	29.3	29
RN222-1-02-18M		1.0	40	18.0	630	15.0	12.5	29.3	26
RN222-1.5-02-10M		1.5	40	10.0	250	15.0	12.5	29.3	26
RN222-2-02-6M8		2.0	40	6.8	156	15.0	12.5	29.3	28
RN222-2.5-02-5M6		2.5	40	5.6	110	15.0	12.5	29.3	27
RN222-3-02-4M5		3.0	40	4.5	80	15.0	12.5	29.3	28
RN222-4-02-3M3		4.0	40	3.3	46	15.0	12.5	29.3	28
RN232-0.6-02-47M		0.6	40	47.0	1300	15.0	12.5	34.3	37
RN232-1-02-18M		1.0	40	18.0	390	15.0	12.5	34.3	38
RN232-1.6-02-10M		1.6	40	10.0	170	15.0	12.5	34.3	38
RN232-2.5-02-5M6		2.5	40	5.6	86	15.0	12.5	34.3	38
RN232-4-02-3M3		4.0	40	3.3	54	15.0	12.5	34.3	38
RN242-0.5-02-82M		0.5	40	82.0	2700	15.0	12.5	34.3	37
RN242-1-02-33M		1.0	40	33.0	810	15.0	12.5	34.3	38
RN242-1.4-02-27M		1.4	40	27.0	500	15.0	12.5	34.3	38
RN242-2-02-6M8		2.0	40	6.8	192	15.0	12.5	34.3	37
RN242-4-02-3M3		4.0	40	3.3	67	15.0	12.5	34.3	38
RN242-6-02-1M8		6.0	40	1.8	20	15.0	12.5	34.3	41

Test conditions: Measuring frequency: 10 kHz; 50 mV; Inductance tolerance: +50%, -30%; Resistance tolerance: ±15% @ 25°C; Electrical characteristics @ 25°C: ±2°C; Stray Inductance measurement between pin 1 and 2 (pin 3 and 4 shorted)  
For mechanical tolerances refer to mechanical data section.

## Product selector

RN XYY-II-02-LML



## Distribution Inventory

Up-to-date inventory levels for global distributors is available at

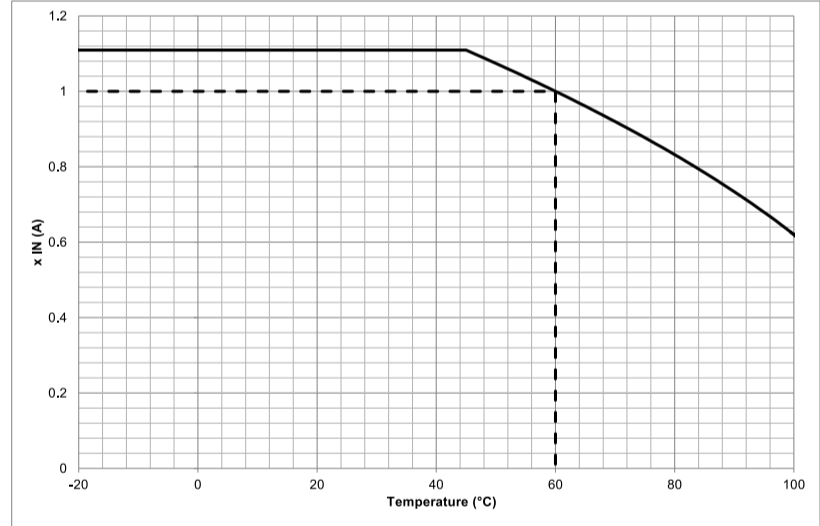
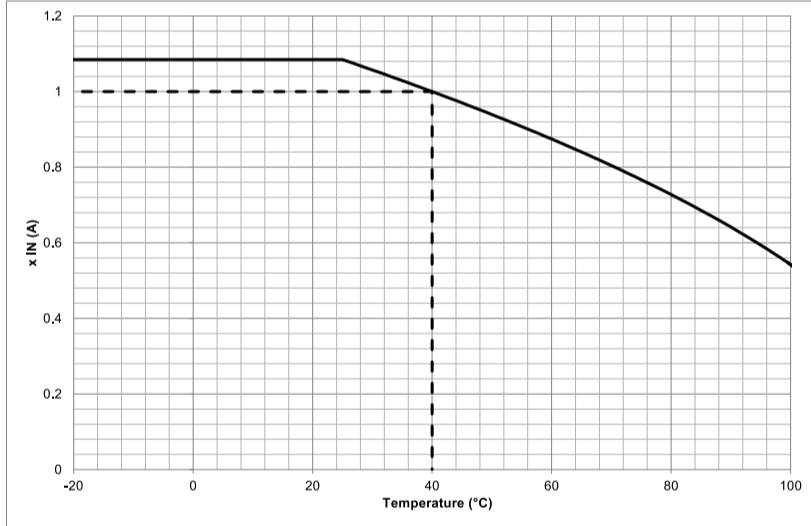
<https://products.schaffner.com/stock>



## Thermal Derating

If higher ambient temperatures than the specified apply, the nominal current needs to be reduced according to the graph below.

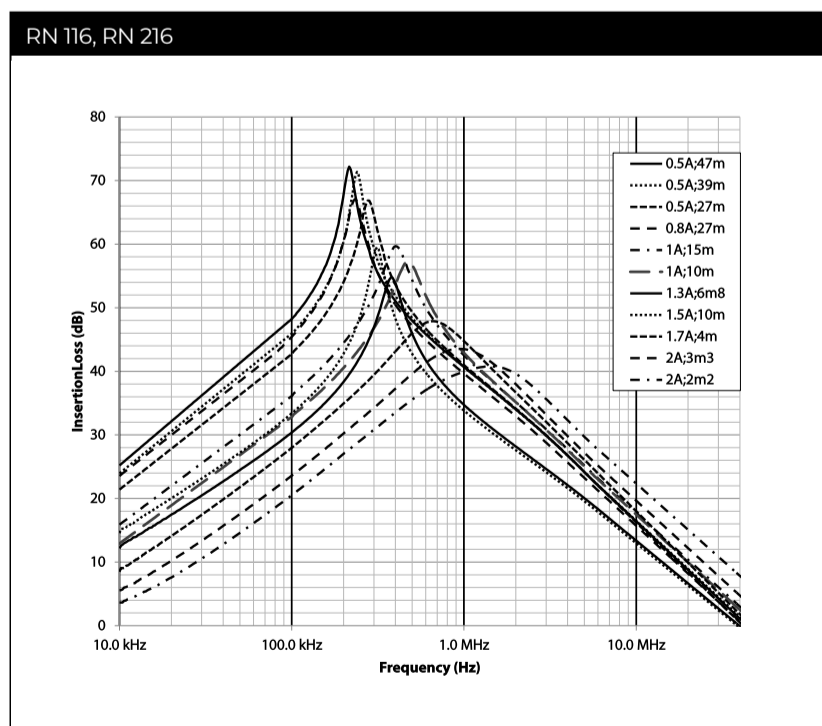
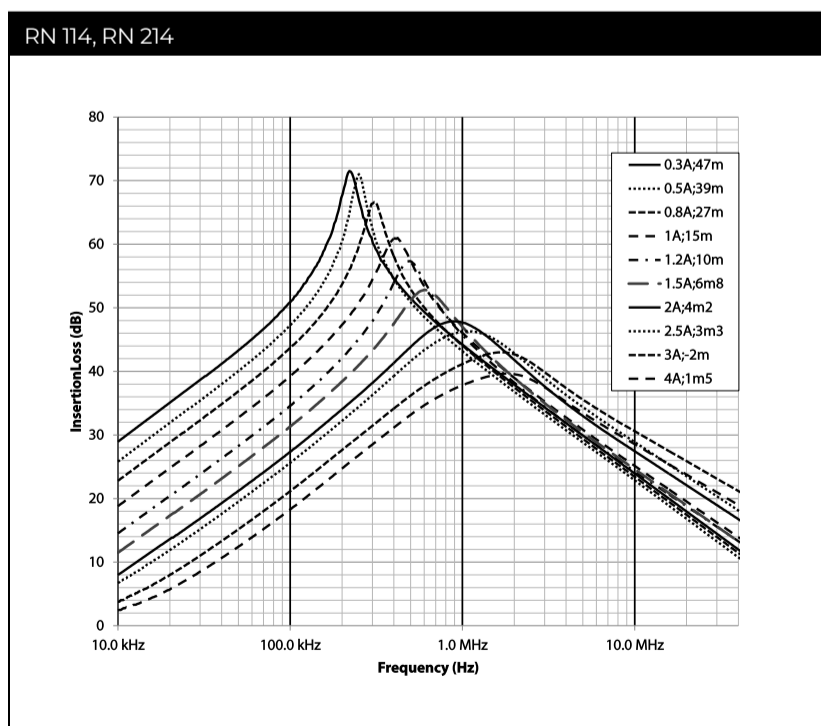
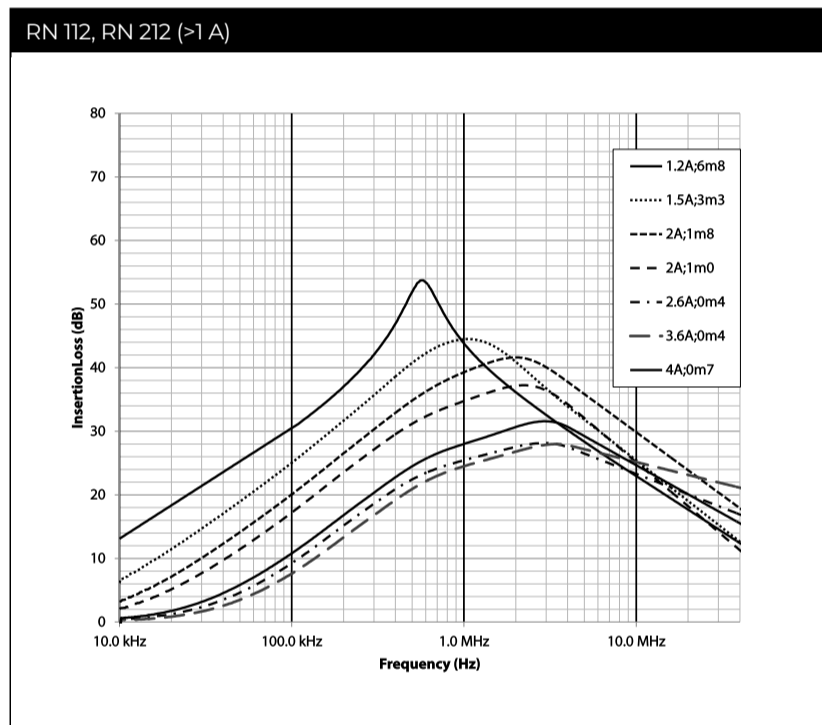
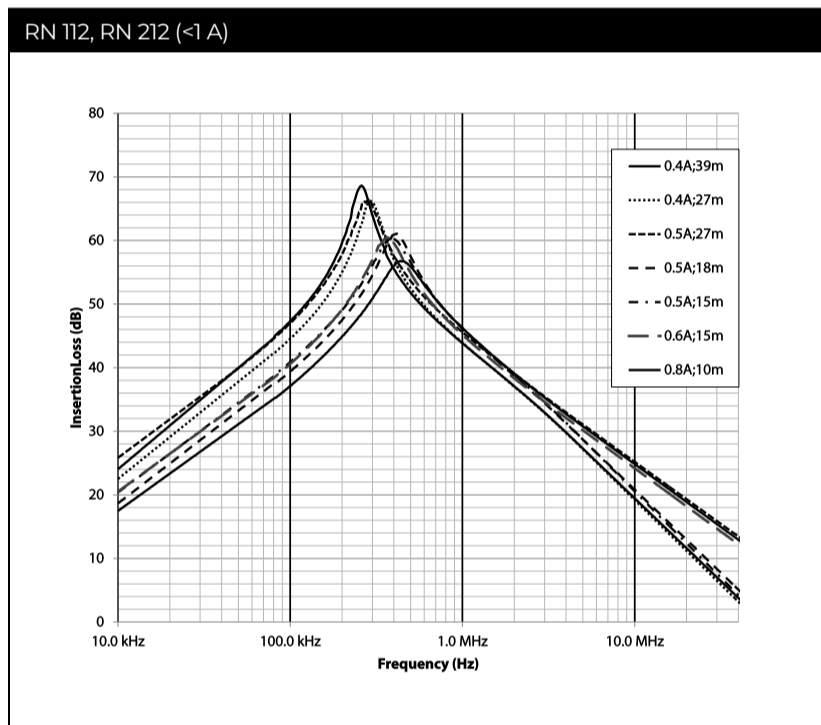
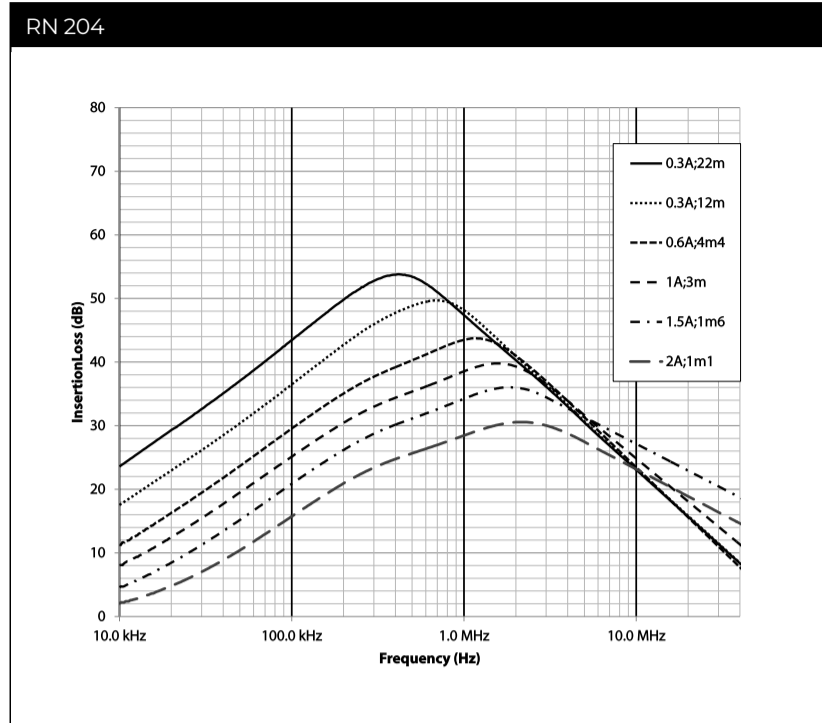
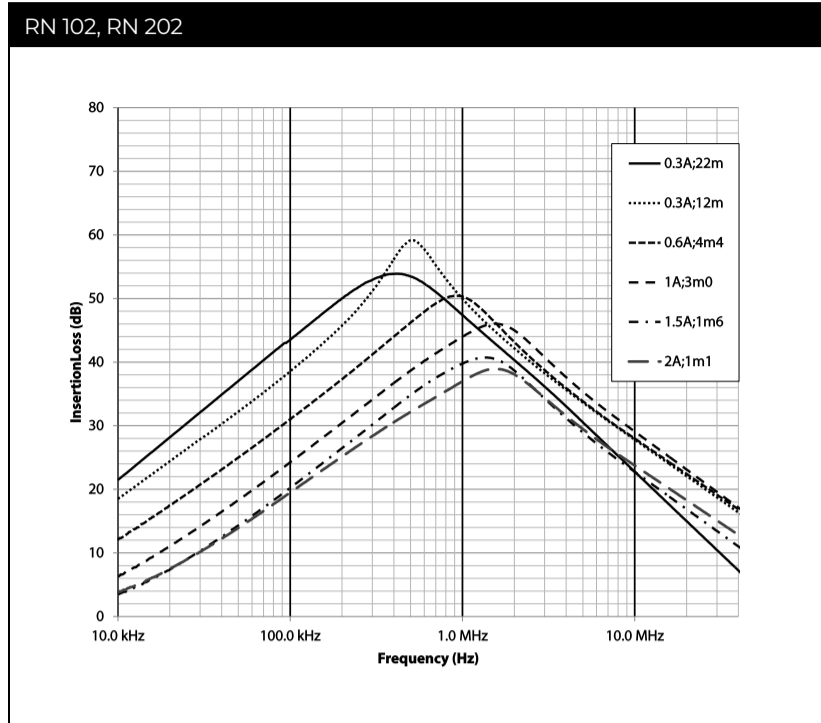
Graph on the left side applies to RN with rated ambient temperature of 40 °C, right side for rated ambient temperature of 60 °C.



### Typical Attenuation/Resonance Frequency Characteristics

Per CISPR 17; 50 Ω/50 Ω asym

X can be exchanged with either 1 or 2 for different housing configuration, attenuation is similar



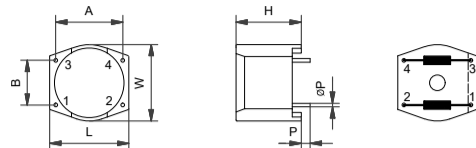


### Mechanical Data

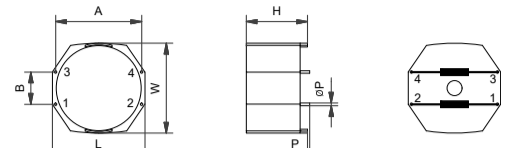
RN 102



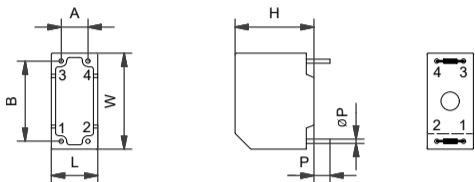
RN 112, RN 114, RN 116, RN 122, RN 142/3



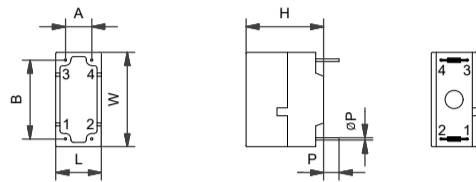
RN 152



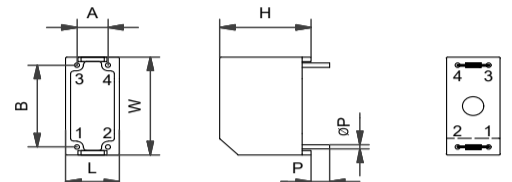
RN 202



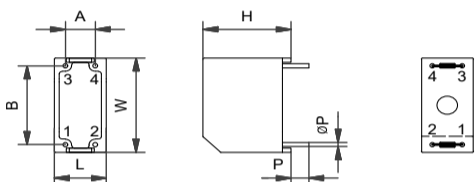
RN 204



RN 212, RN 218



RN 214, RN 216, RN 222, RN 232, RN 242



Pin material: Steel (base), Cu (under plating), Sn (final plating 6µm)

### Dimensions

	<b>A</b> (±0.6 mm)	<b>B</b> (±0.6 mm)	<b>H</b> (±0.3 mm)	<b>L</b> (±0.3 mm)	<b>W</b> (±0.3 mm)	<b>P</b> (±0.5 mm)	<b>ØP</b> (±0.1 mm)
<b>RN 102</b>	10.0 mm	10.0 mm	9.0 mm	14.0 mm	14.0 mm	4.0 mm	0.6 mm
<b>RN 112</b>	15.0 mm	10.0 mm	12.6 mm	17.7 mm	17.1 mm	4.0 mm	0.8 mm
<b>RN 114</b>	20.1 mm	12.5 mm	13.2 mm	22.5 mm	21.5 mm	4.0 mm	0.8 mm
<b>RN 116</b>	20.1 mm	12.5 mm	13.2 mm	22.5 mm	21.5 mm	4.0 mm	0.8 mm
<b>RN 122</b>	25.0 mm	15.0 mm	16.5 mm	28.0 mm	27.0 mm	4.0 mm	0.8 mm
<b>RN 142</b>	30.0 mm	20.0 mm	19.7 mm	33.1 mm	32.5 mm	4.3 mm	0.8 mm
<b>RN 143</b>	30.0 mm	20.0 mm	19.7 mm	33.1 mm	32.5 mm	4.3 mm	0.8 mm
<b>RN 152</b>	40.0 mm	15.0 mm	25.0 mm	43.0 mm	41.8 mm	4.5 mm	1.2 mm
<b>RN 202</b>	5.1 mm	15.2 mm	13.5 mm	8.8 mm	18.2 mm	4.5 mm	0.8 mm
<b>RN 204</b>	7.6 mm	10.0 mm	14.3 mm	9.0 mm	14.0 mm	4.0 mm	0.5 mm
<b>RN 212</b>	10.0 mm	15.0 mm	20.0 mm	12.5 mm	18.0 mm	4.0 mm	0.8 mm
<b>RN 214</b>	12.5 mm	10.0 mm	25.0 mm	15.5 mm	23.0 mm	4.0 mm	0.8 mm
<b>RN 216</b>	12.5 mm	10.0 mm	25.0 mm	15.5 mm	23.0 mm	4.0 mm	0.8 mm
<b>RN 218</b>	10.0 mm	12.5 mm	20.0 mm	12.5 mm	18.0 mm	4.0 mm	0.8 mm
<b>RN 222</b>	15.0 mm	12.5 mm	29.3 mm	18.0 mm	31.0 mm	4.0 mm	0.8 mm
<b>RN 232</b>	15.0 mm	12.5 mm	34.3 mm	18.0 mm	31.0 mm	4.2 mm	0.8 mm
<b>RN 242</b>	15.0 mm	12.5 mm	34.3 mm	18.0 mm	31.0 mm	4.2 mm	0.8 mm

Please visit [www.schaffner.com](http://www.schaffner.com) to find more details on filter connections.

## Headquarters, Global Innovation and Development

### Switzerland

**Schaffner Group**  
Industrie Nord  
Nordstrasse 11e  
4542  
Luterbach  
+41 32 681 66 26  
[info@schaffner.com](mailto:info@schaffner.com)

## Sales and Application Centers

### Finland

**Schaffner Oy**  
Lohjanharjuntie 1109  
08500  
Lohja  
+ 358 50 468 72 84  
[finlandsales@schaffner.com](mailto:finlandsales@schaffner.com)

### France

**Schaffner EMC S.A.S.**  
16-20 Rue Louis Rameau  
95875  
Bezons  
+33 1 34 34 30 60  
[francesales@schaffner.com](mailto:francesales@schaffner.com)

### Germany

**Schaffner Deutschland GmbH**  
Ohiostr. 8  
76149  
Karlsruhe  
+49 721 56910  
[germanysales@schaffner.com](mailto:germanysales@schaffner.com)

### Italy

**Schaffner EMC S.r.l.**  
Via Ticino, 30  
20900  
Monza (MB)  
+39 039 21 41 070  
[italysales@schaffner.com](mailto:italysales@schaffner.com)

### Japan

**Schaffner EMC K.K.**  
ISM Sangenjaya 7F  
1-32-12 Kamiyama Setagaya-ku  
154-0011  
Tokyo  
+81 3 5712 3650  
[japansales@schaffner.com](mailto:japansales@schaffner.com)

### Singapore

**Schaffner EMC Pte Ltd.**  
Blk 3015A Ubi Road 1 #05-09 Kampong Ubi  
Industrial Estate  
408705  
Singapore  
+65 63773283  
[singaporesales@schaffner.com](mailto:singaporesales@schaffner.com)

### Sweden

**Schaffner EMC AB**  
Östermalmstrorg 1  
114 42  
Stockholm  
+46 8 5050 2425  
[swedensales@schaffner.com](mailto:swedensales@schaffner.com)

### Switzerland

**Schaffner EMV AG**  
Industrie Nord  
Nordstrasse 11e  
4542  
Luterbach  
+41 32 681 66 26  
[switzerlandsales@schaffner.com](mailto:switzerlandsales@schaffner.com)

### India

**Schaffner India Pvt. Ltd**  
Regus World Trade Centre  
WTC 22nd Floor Unit No 2238 Brigade  
Gateway Campus 26/1 Dr. Rajkumar Road  
Malleshwaram (W)  
560055  
Bangalore  
+91 8067935355  
[indiasales@schaffner.com](mailto:indiasales@schaffner.com)

### United Kingdom

**Schaffner Ltd.**  
Suite 1 Oakmede Place  
Terrace Road  
RG42 4JF  
Binfield  
+44 118 9770070  
[uksales@schaffner.com](mailto:uksales@schaffner.com)

### United States

**Schaffner EMC Inc.**  
52 Mayfield Avenue  
Edison, New Jersey  
+1 732 225 9533  
[usasales@schaffner.com](mailto:usasales@schaffner.com)

To find your local partner within Schaffner's global network [schaffner.com](http://schaffner.com)

© 2023 Schaffner Group

The content of this document has been carefully checked and understood. However, neither Schaffner nor its subsidiaries assume any liability whatsoever for any errors or inaccuracies of this document and the consequences thereof. Published specifications are subject to change without notice. Product suitability for any area of application must ultimately be determined by the customer. In all cases, products must never be operated outside their published specifications. Schaffner does not guarantee the availability of all published products. This disclaimer shall be governed by substantive Swiss law and resulting disputes shall be settled by the courts at the place of business of Schaffner Holding AG. Latest publications and a complete disclaimer can be downloaded from the Schaffner website. All trademarks recognized.

## Looking for pricing, stock, or lifecycle information?

Click below to explore more details on WIN SOURCE:

[View RN102-0.6-02-4M4 on WIN SOURCE](#)

[Schaffner EMC Inc. Information](#)

## Optimize Your Supply Chain with WIN SOURCE Solutions

- ✓ Global Sourcing Solution
- ✓ Obsolete Management
- ✓ Cost Control Management
- ✓ Shortage Management
- ✓ Alternative Solution
- ✓ Excess Inventory Management