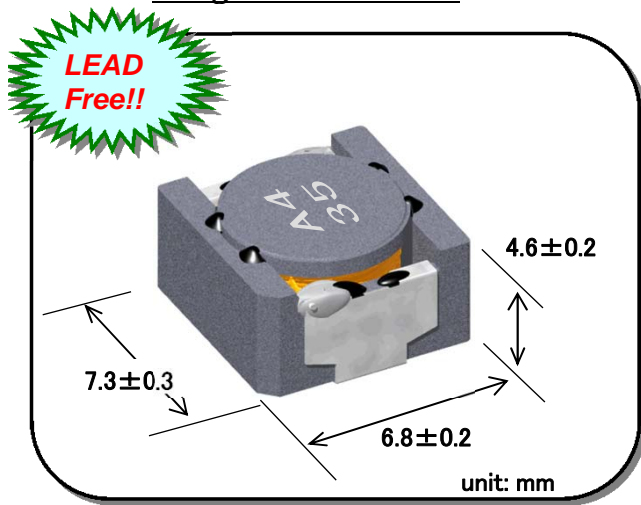




**THE DATASHEET OF
RLF7045T-4R7N2R5-D**



**Component
Image & Dimension**



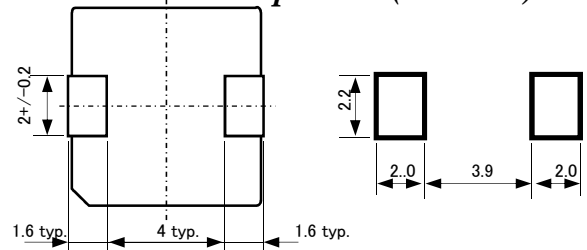
Features :

- a) Miniature Size :
Mount Area : 7.3mm x 6.8mm
Low Profile : 4.8mm Max. Height
- b) Tough Design
Generic use for Automotive Appliance.
Heat and vibration, mechanical shock resistance ability can endure an automobile use.
Operation temperature ; -40°C ~ +150°C
(Including self-temperature rise)
Storage temperature ; -40°C ~ +150°C
- c) High Magnetic Shield Construction should actualize High Resolution for EMC Protection.
- d) Automatic Mounting in Tape & Reel Package.
- e) Qualified acc. AEC-Q200.

Applications :

for Automotive electric control devices and high temperature operation devices
Automotive Appliance (ECM, HID, SRS Air Bag, Transmission control, Power steering control, Brake control, etc)

Recommended Land pattern (unit: mm)





Electrical Specification

TDK Identification	Inductance (uH)	Test Freq. (kHz)	DC Resistance (Ohm.)	Rated DC Current	
				Idc 1 (A max.)	Idc 2 (A Typ.)
RLF7045T- 100M1R9-D	10 +/-20%	100	50m +/-20%	2.6	1.9
RLF7045T- 220M1R4-D	22 +/-20%	100	82m +/-20%	1.5	1.4
RLF7045T- 330M1R2-D	33 +/-20%	100	125m +/-20%	1.2	1.2
RLF7045T- 470M1R0-D	47 +/-20%	100	160m +/-20%	1.2	1.0
RLF7045T- 680MR85-D	68 +/-20%	100	284m +/-20%	0.85	0.85
RLF7045T- 101MR75-D	100 +/-20%	100	360m +/-20%	0.85	0.75
RLF7045T- 121MR55-D	120 +/-20%	100	400m +/-20%	0.80	0.55

Note. Idc 1 : Depend on the Inductance Saturation. (-30% Saturation from Nominal L Value, Ta= 20degC)
Idc 2 : Depend on the self temperature rise. (ΔT=20degC, Ta=20degC)

Looking for pricing, stock, or lifecycle information?

Click below to explore more details on WIN SOURCE:

-  [View RLF7045T-4R7N2R5-D on WIN SOURCE](#)
-  [TDK Corporation Information](#)

Optimize Your Supply Chain with WIN SOURCE Solutions

-  Global Sourcing Solution
-  Obsolete Management
-  Cost Control Management
-  Shortage Management
-  Alternative Solution
-  Excess Inventory Management