



**THE DATASHEET OF  
P1172.602NLT**



# SMT Power Inductors

Shielded Drum Core - P1172NL/P1173NL Series



- Height:** 8.0mm Max
- Footprint:** 12.2mm x 12.2mm Max
- Current Rating:** up to 14A
- Inductance Range:** .8μH to 51μH

Electrical Specifications @ 25°C - Operating Temperature -40°C to +130°C

Part <sup>2,3</sup> Numbers		Inductance @ 0A <sub>DC</sub> (μH)	Inductance @ I <sub>rated</sub> <sup>5</sup> (μH) MIN	I <sub>rated</sub> <sup>5</sup> (A <sub>DC</sub> )	DCR (mΩ)		Saturation <sup>6</sup> Current -25% (A)	Heating <sup>7</sup> Current +40°C (A)	Core Loss <sup>8</sup> Factor (K2)	SRF (MHz)
					TYP	MAX				
P1172.132NL	P1173.132NL	1.3*	0.8	14	2.3	3	15	14	90	>40
P1172.202NL	P1173.202NL **	2.0*	1.3	10	4.5	6	13	10	110	>40
P1172.272NL	P1173.272NL	2.7*	1.8	9	5.8	7.3	11	9	130	>40
P1172.372NL	P1173.372NL	3.7*	2.4	8.3	6.8	8.5	9.2	8.3	150	37
P1172.472NL	P1173.472NL	4.7*	3.1	7.9	7.6	9.5	8.2	7.9	170	33
P1172.602NL	P1173.602NL	6.0*	3.9	6	13	16.5	6.9	6	200	30
P1172.762NL	P1173.762NL **	7.6*	4.9	5.7	14.3	18.5	6.2	5.7	220	25
P1172.103NL	P1173.103NL	10	7.5	5.2	17.3	21.8	5.5	5.2	250	20
P1172.123NL	P1173.123NL	12	9	4.5	23.3	29	5.1	4.5	280	18
P1172.153NL	P1173.153NL	15	11.3	4.1	28.3	35.4	4.4	4.1	300	15
P1172.183NL	P1173.183NL	18	13.5	4	29.4	37	4.3	4	340	13
P1172.223NL	P1173.223NL	22	16.5	3.8	33.2	42	3.8	3.8	370	12
P1172.273NL	P1173.273NL **	27	20.3	3.4	36.2	45.9	3.4	3.6	410	11
P1172.333NL	P1173.333NL	33	24.8	3	49.3	64.8	3	3.1	460	10
P1172.393NL	P1173.393NL	39	29.3	2.7	65.2	81.5	2.8	2.7	490	8
P1172.473NL	P1173.473NL	47	35.3	2.6	71.4	89	2.6	2.6	550	7
P1172.683NL	P1173.683NL	68	51	2.1	108	135	2.1	2.1	670	6

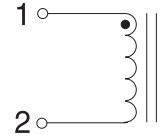
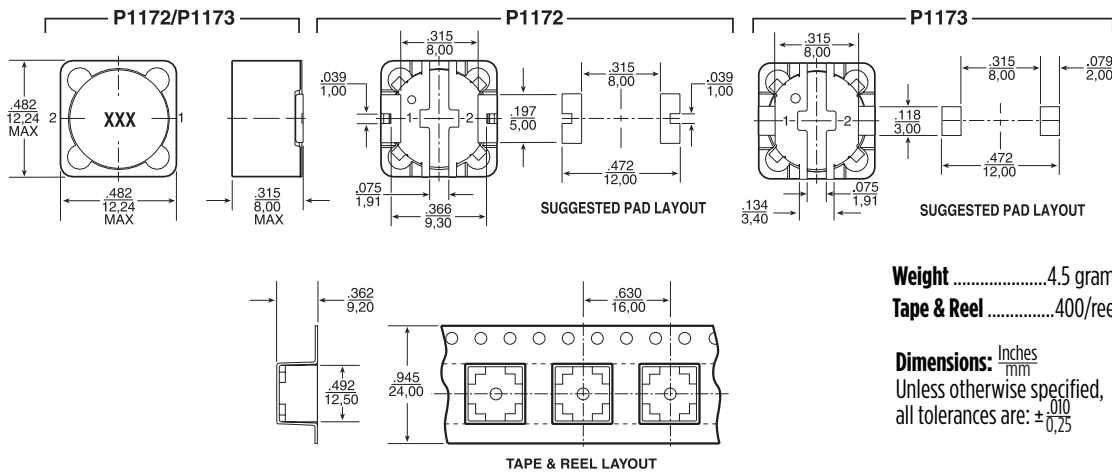
\* Inductance is at 0A<sub>DC</sub> tolerance on indicated part numbers is ±30%; tolerance is ±20% on all other parts.

\*\* Contact Pulse for availability

## Mechanical

## Schematic

### P1172NL/P1173NL



**Weight** .....4.5 grams

**Tape & Reel** .....400/reel

**Dimensions:** Inches  
mm  
Unless otherwise specified,  
all tolerances are:  $\pm 0.010$   
 $\pm 0.25$

### Notes:

1. Unless otherwise specified, all testing is made at 100kHz, 0.1VAC.
2. Optional Tape & Reel packaging can be ordered by adding a "T" suffix to the part number (i.e P1166.102NL becomes P1166.102NLT). Pulse complies with industry standard Tape and Tape & Reel specification EIA481.
3. The "NL" suffix indicates an RoHS-compliant part number. Non-NL suffixed parts are not necessarily RoHS compliant, but are electrically and mechanically equivalent to NL versions. If a part number does not have the "NL" version, but an RoHS compliant version is required, please contact Pulse for availability.
4. Temperature of the component (ambient plus temperature rise) must be within specified operating temperature range.
5. The rated current (I<sub>rated</sub>) as listed is either the saturation current or the heating current depending on which value is lower.
6. The saturation current, I<sub>sat</sub>, is the current at which the component inductance drops by the indicated percentage (typical) at an ambient temperature of 25C. This current is determined by placing the component in the specified ambient environment and applying a short duration pulse current (to eliminate self-heating effects) to the component.
7. The heating current, I<sub>dc</sub>, is the DC current required to raise the component temperature by the indicated delta (approximately). The heating current is determined by mounting the component on a typical PCB and applying current for 30 minutes. The temperature is measured by placing the thermocouple on top of the unit under test.

8. In high volt\*time (Et) or ripple current applications, additional heating in the component can occur due to core losses in the inductor which may necessitate derating the current in order to limit the temperature rise of the component. In order to determine the approximate total loss (or temperature rise) for a given application, both copper losses and core losses should be taken into account.

### Estimated Temperature Rise:

$$\text{Trise} = [\text{Total loss (mW)} / K0]^{.833} (^{\circ}\text{C})$$

$$\text{Total Loss} = \text{Copper loss} + \text{Core loss (mW)}$$

$$\text{Copper loss} = I_{\text{RMS}}^2 \times \text{DCR (Typical)} \text{ (mW)}$$

$$I_{\text{rms}} = [I_{\text{dc}}^2 + \Delta I^2 / 12]^{1/2} \text{ (A)}$$

$$\text{Core loss} = K1 \times f \text{ (kHz)}^{1.25} \times B_{\text{ac}} \text{ (Ga)}^{2.38} \text{ (mW)}$$

$$\text{Bac (peak to peak flux density)} = K2 \times \Delta I \text{ (Ga)}$$

$$[= K2/L \text{ (}\mu\text{H)} \times \text{Et (V}\cdot\mu\text{Sec)} \text{ (Ga)}]$$

where f varies between 25kHz and 1MHz, and Bac is less than 2500 Gauss.

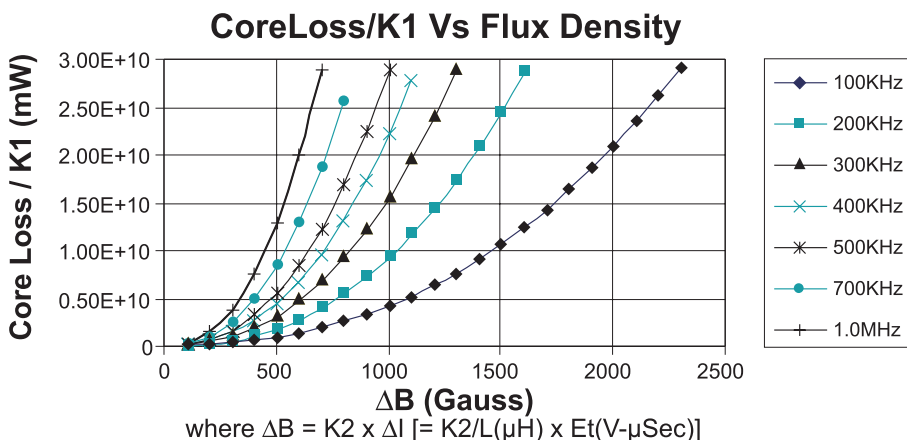
K2 is a core size and winding dependent value and is given for each p/n in the preceding datasheets. K0 & K1 are platform and material dependant constants and are given in the table below for each platform.

# SMT Power Inductors

Shielded Drum Core - P1172NL/P1173NL Series



Part No.	Trise Factor (K0)	Core Loss Factor (K1)
PG0085/86	2.3	5.29E-10
PG0087	5.8	15.2E-10
PG0040/41	0.8	2.80E-10
P1174	0.8	6.47E-10
PF0601	4.6	14.0E-10
PF0464	3.6	24.7E-10
PF0465	3.6	33.4E-10
P1166	1.9	29.6E-10
P1167	2.1	42.2E-10
PF0560NL	5.5	136E-10
P1168/69	4.8	184E-10
P1170/71	4.3	201E-10
P1172/73	5.6	411E-10
PF0552NL	8.3	201E-10
PF0553NL	7.1	411E-10



Take note that the component's temperature rise varies depending on the system condition. It is suggested that the component be tested at the system level, to verify the temperature rise of the component during system operation.

## For More Information

### Pulse Worldwide Headquarters

15255 Innovation Drive Ste 100  
San Diego, CA 92128  
U.S.A.

### Pulse Europe

Pulse Electronics GmbH  
Am Rottland 12  
58540 Meinerzhagen  
Germany

### Pulse China Headquarters

Pulse Electronics (ShenZhen) CO., LTD  
D708, Shenzhen Academy of  
Aerospace Technology,  
The 10th Keji South Road,  
Nanshan District, Shenzhen,  
P.R. China 518057

### Pulse North China

Room 2704/2705  
Super Ocean Finance Ctr.  
2067 Yan An Road West  
Shanghai 200336  
China

### Pulse South Asia

3 Fraser Street 0428  
DUO Tower  
Singapore 189352

### Pulse North Asia

1F., No.111 Xiyuan Road  
Zhongli District  
Taoyuan City 32057  
Taiwan (R.O.C)

Tel: 858 674 8100  
Fax: 858 674 8262

Tel: 49 2354 777 100  
Fax: 49 2354 777 168

Tel: 86 755 33966678  
Fax: 86 755 33966700

Tel: 86 21 62787060  
Fax: 86 2162786973

Tel: 65 6287 8998  
Fax: 65 6280 0080

Tel: 886 3 4356768  
Fax: 886 3 4356820

Performance warranty of products offered on this data sheet is limited to the parameters specified. Data is subject to change without notice. Other brand and product names mentioned herein may be trademarks or registered trademarks of their respective owners. © Copyright, 2019. Pulse Electronics, Inc. All rights reserved.

## Looking for pricing, stock, or lifecycle information?

Click below to explore more details on WIN SOURCE:

 [View P1172.602NLT on WIN SOURCE](#)

 [Pulse Information](#)

## Optimize Your Supply Chain with WIN SOURCE Solutions

-  Global Sourcing Solution
-  Obsolete Management
-  Cost Control Management
-  Shortage Management
-  Alternative Solution
-  Excess Inventory Management