



**THE DATASHEET OF
NCS1-332+**





CERAMIC BALUN

RF Transformer

NCS1-332+

50Ω 700 to 3300 MHz 1:1 Ratio

FEATURES

- Wideband, 700 to 3300 MHz
- Low insertion loss, 1.0 dB
- Tiny size 0805
- LTCC construction
- Low cost



Generic photo used for illustration purposes only

CASE STYLE: GE0805C-9

APPLICATIONS

- LTE
- WLAN
- ISM
- WiFi

+RoHS Compliant

The +Suffix identifies RoHS Compliance. See our web site for RoHS Compliance methodologies and qualifications

ELECTRICAL SPECIFICATIONS AT 25°C

Parameter	Frequency (MHz)	Min.	Typ.	Max.	Units
Impedance Ratio			1		
Frequency Range		700		3300	MHz
Insertion Loss ¹ (average)	700 - 3300	—	0.9	1.8	dB
	1500 - 2700	—	0.7	—	
Amplitude Unbalance	700 - 3300	—	0.5	1.5	dB
	1500 - 2700	—	0.2	—	
Phase Unbalance ²	700 - 3300	—	8	15	Degree
	1500 - 2700	—	7	—	
Input Return Loss	700 - 3300	—	13	—	dB
	1500 - 2700	—	18	—	

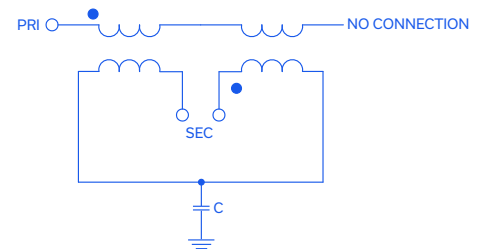
1. Reference Demo Board TB-910+ with auto port extension and impedance conversion at secondary and secondary dot.
 2. Relative to 180°

MAXIMUM RATINGS

Parameter	Ratings
Operating Temperature	-40°C to 85°C
Storage Temperature	-55°C to 100°C
RF Power ³	3W at 25°C

3. Passband rating, derate linearly to 1W at 100°C ambient
 Permanent damage may occur if any of these limits are exceeded.

CONFIGURATION R



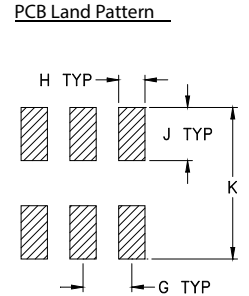
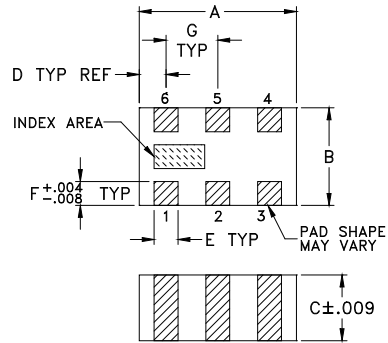


PAD CONNECTIONS

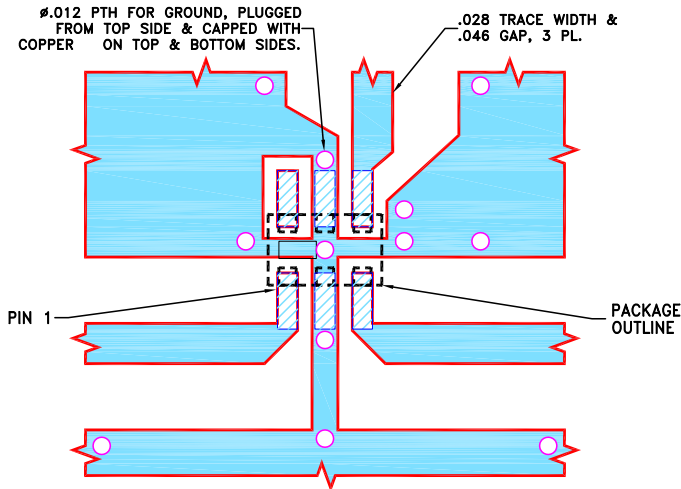
PRIMARY DOT (Unbalanced Port)	1
GND or DC feed + RF GND	2
SECONDARY DOT (Balanced)	3
SECONDARY (Balanced)	4
NO CONNECTION	6
GND	5

PRODUCT MARKING: N/A

OUTLINE DRAWING



DEMO BOARD MCL P/N: TB-910+ SUGGESTED PCB LAYOUT (PL-583)



- NOTES:**
- TRACE WIDTH & GAP PARAMETERS ARE SHOWN FOR FR4, GRADE IT-180TC (ITEQ CORP.); DIELECTRIC THICKNESS: $.016 \pm .0015$; COPPER: 1/2 OZ. EACH SIDE. FOR OTHER MATERIALS TRACE WIDTH AND GAP MAY NEED TO BE MODIFIED.
 - BOTTOM SIDE OF THE PCB IS CONTINUOUS GROUND PLANE.

- DENOTES PCB COPPER LAYOUT WITH SMOBC (SOLDER MASK OVER BARE COPPER).
- DENOTES COPPER LAND PATTERN FREE OF SOLDER MASK.

OUTLINE DIMENSIONS (Inches/mm)

A	B	C	D	E	F
.079	.049	.033	.014	.012	.012
2.0	1.24	0.84	0.36	0.30	0.30
G	H	J	K	wt	
.026	.014	.039	.110	grams	
0.66	0.36	1.00	2.80	.008	

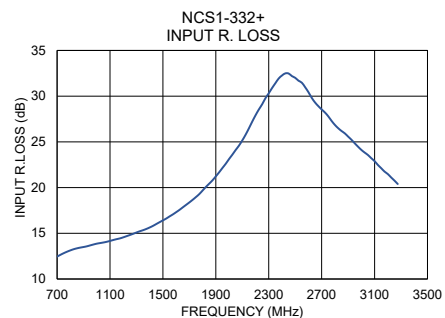
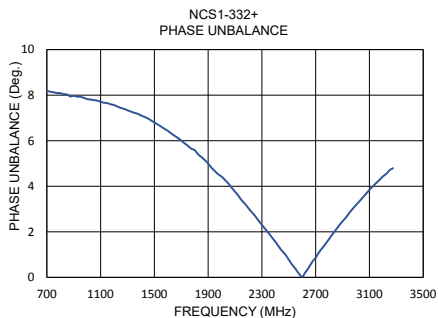
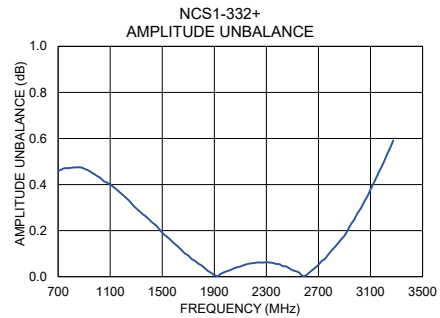
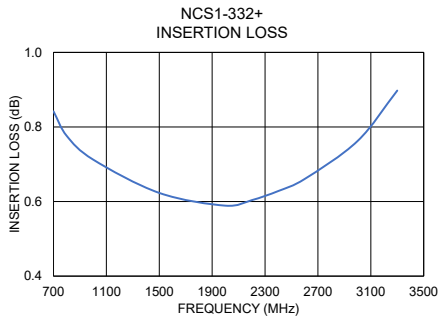
TAPE & REEL INFORMATION: F74



TYPICAL PERFORMANCE DATA³

Frequency (MHz)	Insertion Loss (dB)	Input Return Loss (dB)	Amplitude Unbalance (dB)	Phase Unbalance (deg)
700	0.84	12.45	0.46	8.18
800	0.78	13.13	0.47	8.09
1000	0.71	13.87	0.44	7.83
1500	0.62	16.41	0.19	6.80
2000	0.59	23.12	0.02	4.43
2200	0.60	27.91	0.06	3.04
2400	0.63	32.26	0.05	1.56
2600	0.66	30.44	0.00	0.03
3000	0.76	24.12	0.28	3.18
3300	0.90	20.03	0.63	4.92


3. Measured with Agilent E5071B network analyzer using impedance conversion and port extension.



- NOTES**
- A. Performance and quality attributes and conditions not expressly stated in this specification document are intended to be excluded and do not form a part of this specification document.
 - B. Electrical specifications and performance data contained in this specification document are based on Mini-Circuit's applicable established test performance criteria and measurement instructions.
 - C. The parts covered by this specification document are subject to Mini-Circuits standard limited warranty and terms and conditions (collectively, "Standard Terms"); Purchasers of this part are entitled to the rights and benefits contained therein. For a full statement of the standard. Terms and the exclusive rights and remedies thereunder, please visit Mini-Circuits' website at www.minicircuits.com/MCLStore/terms.jsp

Looking for pricing, stock, or lifecycle information?

Click below to explore more details on WIN SOURCE:

 [View NCS1-332+ on WIN SOURCE](#)

 [Mini-Circuits Information](#)

Optimize Your Supply Chain with WIN SOURCE Solutions

-  Global Sourcing Solution
-  Obsolete Management
-  Cost Control Management
-  Shortage Management
-  Alternative Solution
-  Excess Inventory Management