



**THE DATASHEET OF
MSS50-B53-E45**




Features

- V_F , R_D and C_J Matching Options
- Chip, Beam Lead and Packaged Devices
- Hi-Rel Screening per MIL-PRF-19500 and MIL-PRF-38534 Available

Description

The MSS50-xxx-x Series of Schottky diodes are fabricated on N-Type epitaxial substrates using proprietary processes that yield the highest FCOs in the industry. Optimum mixer performance is obtained with LO power of +2 dBm to +8 dBm per diode.



Chip

Electrical Specifications: $T_A = 25^\circ\text{C}$

Model	Configuration	V_F Typ. V	V_{BR} Min. V	C_J Typ. / Max. pF	R_S Typ. Ω	R_D Max. Ω	F_{CO} Typ. GHz	Outline
MSS50-048-C15	Single Junction	0.5	4	0.12 / 0.15	7	15	190	C15
MSS50-062-C16	Single Junction	0.5	5	0.50 / 0.55	2	12	160	C16
Test Conditions		$I_F = 1 \text{ mA}$	$I_R = 10 \mu\text{A}$	$V_R = 0 \text{ V}$ $F = 1 \text{ MHz}$	$I = 5 \text{ mA}$			

Beam Lead

Electrical Specifications: $T_A = 25^\circ\text{C}$

Model	Configuration	V_F Typ. V	V_{BR} Min. V	C_J Typ. / Max. pF	R_S Typ. Ω	R_D Max. Ω	F_{CO} Typ. GHz	Outline
MSS50-146-B10B	Single Junction	0.52	5	0.07 / 0.12	9	18	253	B10B
MSS50-155-B10B	Single Junction	0.52	5	0.25 / 0.30	7	15	90	B10B
MSS50-244-B20	Series Tee	0.52	4	0.15 / 0.20	7	16	183	B20
MSS50-448-B40	Ring Quad	0.52	10	0.20 / 0.25	6	14	133	B40
Test Conditions		$I_F = 1 \text{ mA}$	$I_R = 10 \mu\text{A}$	$V_R = 0 \text{ V}$ $F = 1 \text{ MHz}$	$I = 5 \text{ mA}$			

(Continued next page)

MSS50-xxx-x Series



High Barrier Silicon Schottky Diodes

Rev. V2

Packaged

Electrical Specifications: $T_A = 25^\circ\text{C}$

Model	Configuration	V_F Typ. V	V_{BR} Min. V	C_T Typ. / Max. pF	R_S Typ. Ω	R_D Max. Ω	F_{CO} Typ. GHz	Outline
MSS50-048-P55	Single Junction	0.50	4	0.25 / 0.31	12	10	190	P55
MSS50-048-P86	Single Junction	0.50	4	0.27 / 0.33	12	10	190	P86
MSS50-146-E25	Single Junction	0.52	5	0.14 / 0.24	15	12	253	E25
MSS50-146-H20	Single Junction	0.52	5	0.25 / 0.34	15	12	253	H20
MSS50-155-E25	Single Junction	0.52	5	0.32 / 0.41	7	15	90	E25
MSS50-155-H20	Single Junction	0.52	5	0.43 / 0.51	7	15	90	H20
MSS50-155-0402	Single Junction	0.52	5	0.30 / 0.38	7	15	90	0402
MSS50-155-0805-2	Single Junction	0.52	5	0.31 / 0.40	7	15	90	0805-2
MSS50-244-E35	Series Tee	0.52	5	0.22 / 0.31	7	16	183	E30
MSS50-244-H30	Series Tee	0.52	5	0.33 / 0.42	7	16	183	H30
MSS50-448-E45	Ring Quad	0.52	5	0.27 / 0.36	10	10	133	E45
MSS50-448-H40	Ring Quad	0.52	5	0.38 / 0.48	10	10	133	H40
Test Conditions		$I_F = 1 \text{ mA}$	$I_R = 10 \text{ }\mu\text{A}$	$V_R = 0 \text{ V}$ $F = 1 \text{ MHz}$	$I = 5 \text{ mA}$			

Absolute Maximum Ratings

Parameters	Rating
Reverse Voltage	Rated V_{BR}
Forward Current	50 mA
Power Dissipation	100 mW, per junction @ $T_A = 25^\circ\text{C}$, derate linearly to 0 @ $T_A = +150^\circ\text{C}$
Operating Temperature	-65°C to $+150^\circ\text{C}$
Storage Temperature	-65°C to $+150^\circ\text{C}$
Soldering Temperature (packaged)	$+230^\circ\text{C}$ for 5 seconds
Beam Lead Pull Strength	4 G minimum

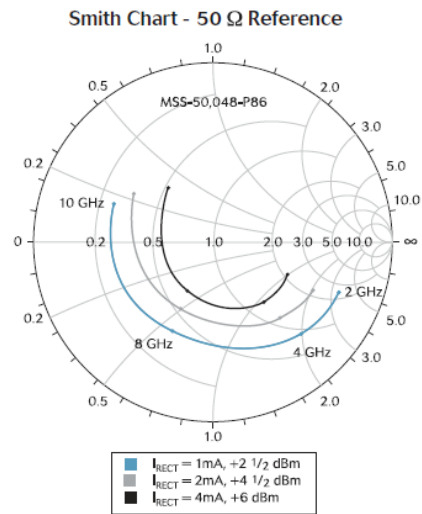
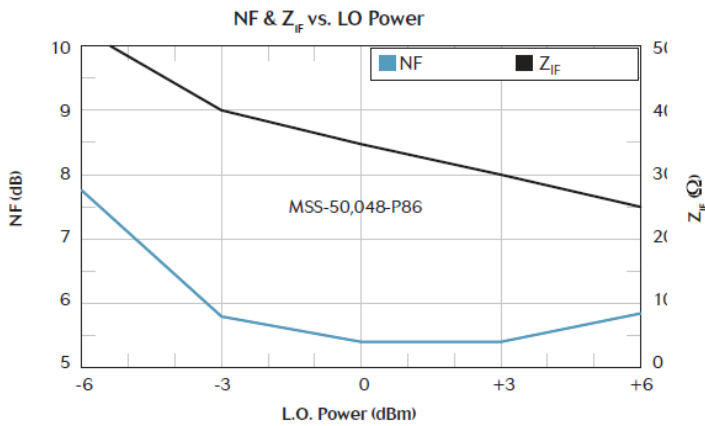
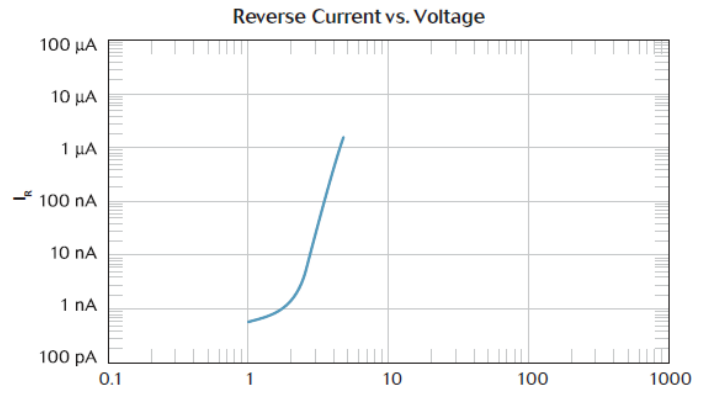
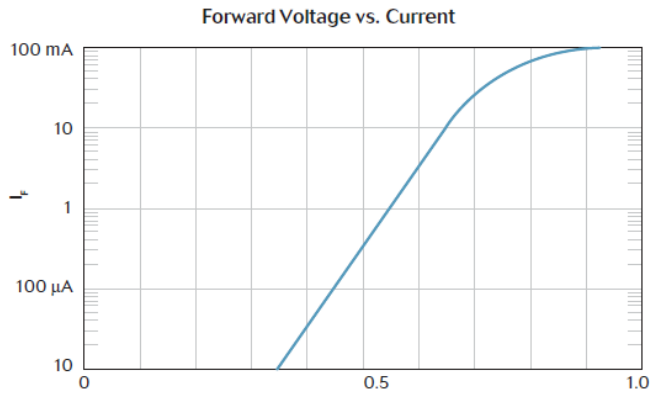
MSS50-xxx-x Series



High Barrier Silicon Schottky Diodes

Rev. V2

Typical Performance Curves: $T_A = 25^\circ\text{C}$



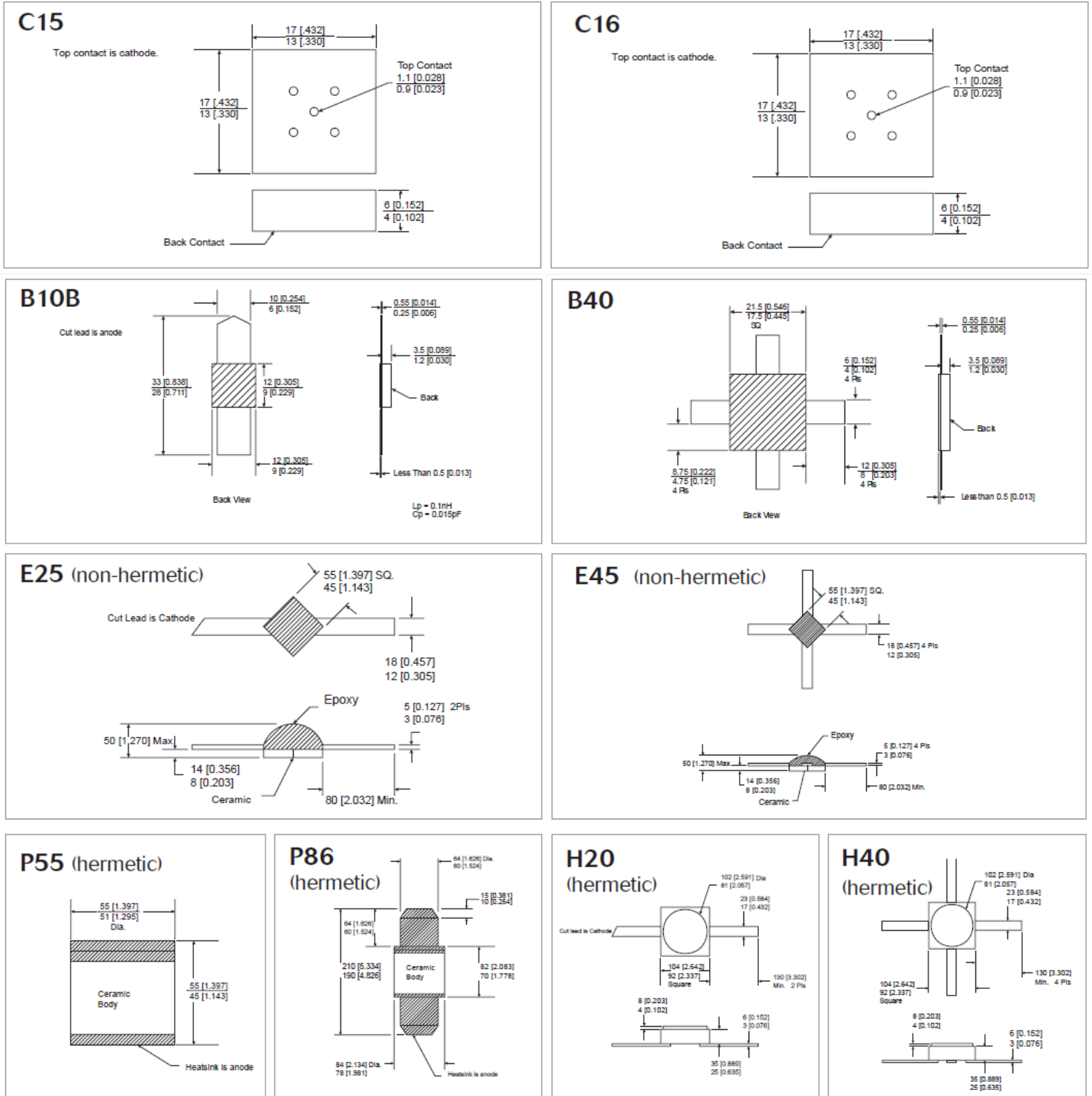
MSS50-xxx-x Series



High Barrier Silicon Schottky Diodes

Rev. V2

Outline Drawings



MACOM Technology Solutions Inc. All rights reserved.

Information in this document is provided in connection with MACOM Technology Solutions Inc ("MACOM") products. These materials are provided by MACOM as a service to its customers and may be used for informational purposes only. Except as provided in MACOM's Terms and Conditions of Sale for such products or in any separate agreement related to this document, MACOM assumes no liability whatsoever. MACOM assumes no responsibility for errors or omissions in these materials. MACOM may make changes to specifications and product descriptions at any time, without notice. MACOM makes no commitment to update the information and shall have no responsibility whatsoever for conflicts or incompatibilities arising from future changes to its specifications and product descriptions. No license, express or implied, by estoppel or otherwise, to any intellectual property rights is granted by this document.

THESE MATERIALS ARE PROVIDED "AS IS" WITHOUT WARRANTY OF ANY KIND, EITHER EXPRESS OR IMPLIED, RELATING TO SALE AND/OR USE OF MACOM PRODUCTS INCLUDING LIABILITY OR WARRANTIES RELATING TO FITNESS FOR A PARTICULAR PURPOSE, CONSEQUENTIAL OR INCIDENTAL DAMAGES, MERCHANTABILITY, OR INFRINGEMENT OF ANY PATENT, COPYRIGHT OR OTHER INTELLECTUAL PROPERTY RIGHT. MACOM FURTHER DOES NOT WARRANT THE ACCURACY OR COMPLETENESS OF THE INFORMATION, TEXT, GRAPHICS OR OTHER ITEMS CONTAINED WITHIN THESE MATERIALS. MACOM SHALL NOT BE LIABLE FOR ANY SPECIAL, INDIRECT, INCIDENTAL, OR CONSEQUENTIAL DAMAGES, INCLUDING WITHOUT LIMITATION, LOST REVENUES OR LOST PROFITS, WHICH MAY RESULT FROM THE USE OF THESE MATERIALS.

MACOM products are not intended for use in medical, lifesaving or life sustaining applications. MACOM customers using or selling MACOM products for use in such applications do so at their own risk and agree to fully indemnify MACOM for any damages resulting from such improper use or sale.

Looking for pricing, stock, or lifecycle information?

Click below to explore more details on WIN SOURCE:

- ⊖ [View MSS50-B53-E45 on WIN SOURCE](#)
- ⊖ [M/A-Com Technology Solutions Information](#)

Optimize Your Supply Chain with WIN SOURCE Solutions

- ✓ Global Sourcing Solution
- ✓ Obsolete Management
- ✓ Cost Control Management
- ✓ Shortage Management
- ✓ Alternative Solution
- ✓ Excess Inventory Management