



**THE DATASHEET OF
MAAVSS0004TR-3000**



Voltage Variable Absorptive Attenuator 35 dB, DC - 2.0 GHz

Rev. V1

Features

- 35 dB Voltage Variable Attenuation at 1 GHz
- Single Voltage Control: 0 to -4 Volts
- Low DC Power Consumption
- Nanosecond Switching Speed
- Temperature Range: -40°C to +85°C
- Lead-Free SOIC-14 Package
- 100% Matte Tin Plating over Copper
- Halogen-Free “Green” Mold Compound
- 260°C Reflow Compatible
- RoHS* Compliant Version of AT-635
- Tape and Reel Packaging Available

Description

M/A-COM's MAAVSS0004 is a GaAs MMIC voltage variable absorptive attenuator in a low cost SOIC 14-lead surface mount plastic package. The MAAVSS0004 is ideally suited for use where attenuation fine tuning, fast switching and very low power consumption are required.

Typical applications include radio, cellular, GPS equipment and other automatic gain/level control circuits.

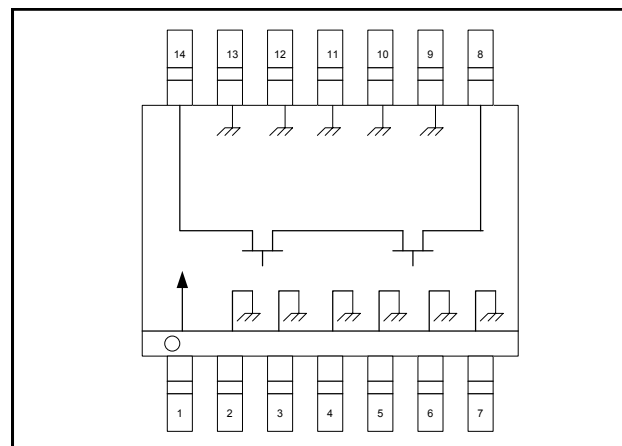
The MAAVSS0004 is fabricated with a monolithic GaAs MMIC using a mature 1-micron process. The process features full chip passivation for increased performance and reliability.

Ordering Information¹

Part Number	Package
MAAVSS0004	Bulk packaging
MAAVSS0004TR-3000	3000 piece reel

1. Reference Application Note M513 for reel size information.

Functional Schematic



Pin Configuration

Pin No.	Function	Pin No.	Function
1	V _C	8	RF2
2	Ground	9	Ground
3	Ground	10	Ground
4	Ground	11	Ground
5	Ground	12	Ground
6	Ground	13	Ground
7	Ground	14	RF1

Absolute Maximum Ratings^{2,3}

Parameter	Absolute Maximum
Input Power	+21 dBm
Control Voltage	-8.5 V ≤ V _C ≤ +5 V
Operating Temperature	-40°C to +85°C
Storing Temperature	-65°C to +150°C

2. Exceeding any one or combination of these limits may cause permanent damage to this device.
3. M/A-COM does not recommend sustained operation near these survivability limits.

* Restrictions on Hazardous Substances, European Union Directive 2002/95/EC.

Voltage Variable Absorptive Attenuator 35 dB, DC - 2.0 GHz

Rev. V1

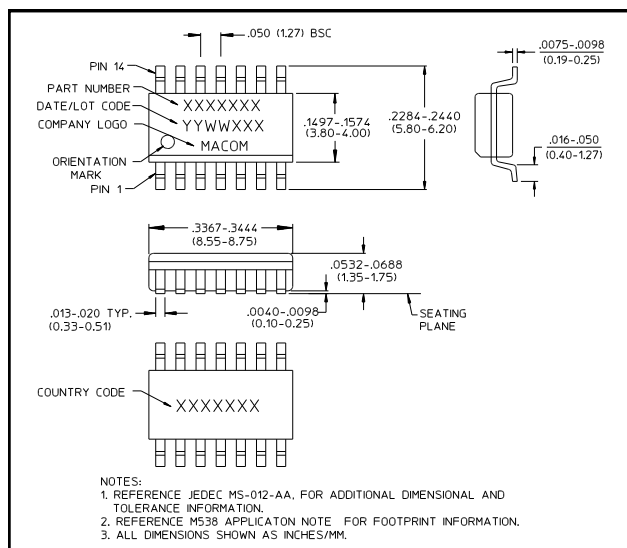
Electrical Specifications: $T_A = 25^\circ\text{C}$, $Z_0 = 50 \Omega$

Parameter	Test Conditions ⁴	Units	Min.	Typ.	Max.
Insertion Loss	DC - 0.5 GHz	dB	—	6.7	7.0
	0.5 - 1.0 GHz	dB	—	7.2	7.4
	1.0 - 2.0 GHz	dB	—	7.5	7.8
Flatness (Peak to Peak)	10 dB Attenuation – DC - 2.0 GHz	dB	—	± 1.0	—
	20 dB Attenuation – DC - 2.0 GHz	dB	—	± 1.2	—
	30 dB Attenuation – DC - 2.0 GHz	dB	—	± 1.2	—
VSWR		Ratio	—	2.0:1	—
Trise, Tfall	10% to 90% RF, 90% to 10% RF	nS	—	2	—
Ton, Toff	50% Control to 90% RF, 50% Control to 10% RF	nS	—	4	—
Transients	In Band	mV	—	30	—
Power Handling	Linear Operation	dBm	—	—	13
	Absolute maximum Input Power	dBm	—	—	21
IP ₂	0.05 GHz	dBm	—	34	—
	0.5 - 2.0 GHz Measured Relative to Input Power (For two-tone Input Power Up to +5 dBm)	dBm	—	47	—
IP ₃	0.05 GHz	dBm	18	31 ⁵	—
	0.5 - 2.0 GHz Measured Relative to Input Power (For two-tone Input Power Up to +5 dBm)	dBm	18.5	36 ⁵	—

4. Control voltage: 0 to -4 volts @ 20 μA typical.

5. For levels above 6 dB attenuation. For levels below 6 dB, the minimum specification numbers apply.

Lead-Free SOIC-14[†]



[†] Reference Application Note M538 for lead-free solder reflow recommendations.

Meets JEDEC moisture sensitivity level 1 requirements.

Handling Procedures

Please observe the following precautions to avoid damage:

Static Sensitivity

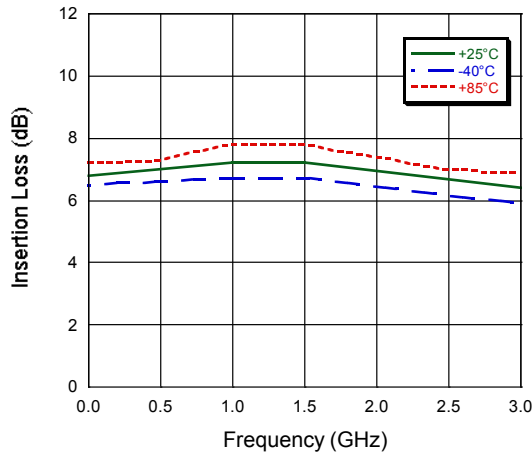
Gallium Arsenide Integrated Circuits are sensitive to electrostatic discharge (ESD) and can be damaged by static electricity. Proper ESD control techniques should be used when handling these devices.

Voltage Variable Absorptive Attenuator 35 dB, DC - 2.0 GHz

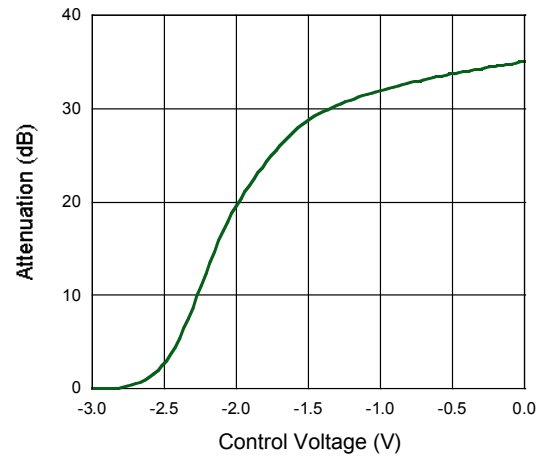
Rev. V1

Typical Performance Curves

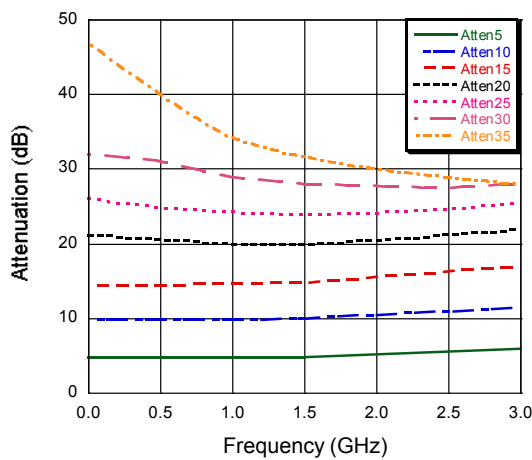
Insertion Loss vs. Frequency



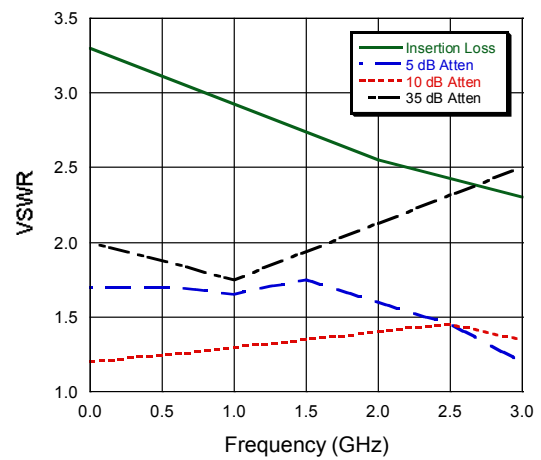
Attenuation vs. Control Voltage, $F = 1$ GHz



Attenuation vs. Frequency



VSWR vs. Frequency



M/A-COM Technology Solutions Inc. All rights reserved.

Information in this document is provided in connection with M/A-COM Technology Solutions Inc ("MACOM") products. These materials are provided by MACOM as a service to its customers and may be used for informational purposes only. Except as provided in MACOM's Terms and Conditions of Sale for such products or in any separate agreement related to this document, MACOM assumes no liability whatsoever. MACOM assumes no responsibility for errors or omissions in these materials. MACOM may make changes to specifications and product descriptions at any time, without notice. MACOM makes no commitment to update the information and shall have no responsibility whatsoever for conflicts or incompatibilities arising from future changes to its specifications and product descriptions. No license, express or implied, by estoppel or otherwise, to any intellectual property rights is granted by this document.

THESE MATERIALS ARE PROVIDED "AS IS" WITHOUT WARRANTY OF ANY KIND, EITHER EXPRESS OR IMPLIED, RELATING TO SALE AND/OR USE OF MACOM PRODUCTS INCLUDING LIABILITY OR WARRANTIES RELATING TO FITNESS FOR A PARTICULAR PURPOSE, CONSEQUENTIAL OR INCIDENTAL DAMAGES, MERCHANTABILITY, OR INFRINGEMENT OF ANY PATENT, COPYRIGHT OR OTHER INTELLECTUAL PROPERTY RIGHT. MACOM FURTHER DOES NOT WARRANT THE ACCURACY OR COMPLETENESS OF THE INFORMATION, TEXT, GRAPHICS OR OTHER ITEMS CONTAINED WITHIN THESE MATERIALS. MACOM SHALL NOT BE LIABLE FOR ANY SPECIAL, INDIRECT, INCIDENTAL, OR CONSEQUENTIAL DAMAGES, INCLUDING WITHOUT LIMITATION, LOST REVENUES OR LOST PROFITS, WHICH MAY RESULT FROM THE USE OF THESE MATERIALS.

MACOM products are not intended for use in medical, lifesaving or life sustaining applications. MACOM customers using or selling MACOM products for use in such applications do so at their own risk and agree to fully indemnify MACOM for any damages resulting from such improper use or sale.

4

M/A-COM Technology Solutions Inc. (MACOM) and its affiliates reserve the right to make changes to the product(s) or information contained herein without notice.
Visit www.macom.com for additional data sheets and product information.

Looking for pricing, stock, or lifecycle information?

Click below to explore more details on WIN SOURCE:

- ⊖ [View MAAVSS0004TR-3000 on WIN SOURCE](#)
- ⊖ [M/A-Com Technology Solutions Information](#)

Optimize Your Supply Chain with WIN SOURCE Solutions

- ✓ Global Sourcing Solution
- ✓ Obsolete Management
- ✓ Cost Control Management
- ✓ Shortage Management
- ✓ Alternative Solution
- ✓ Excess Inventory Management