




# THE DATASHEET OF LPS42



# ARTESYN LPS40 SERIES

40 W



Advanced Energy's Artesyn LPS40 series of open-frame comprises four single output models, offering voltages of 5 V, 12 V, 15 V or 24 V. Each model accepts a universal input of 85 to 264 VAC or 120 to 300 VDC. All four feature medical safety approvals, with a very low safety ground leakage current of less than 75 mA. These compact switch-mode power supplies feature output overvoltage and short-circuit protection, as well as remote sense. They provide 40 W of output power with free air convection cooling and 55 watts with 30 CFM of forced air. Less than 1U high, LPS40 power supplies are designed for medical, test and measurement, single-board computers, telecommunications and networking applications.

## AT A GLANCE

### Total Power:

25 to 40 W

### Input Voltage:

85 to 264 VAC  
120 to 300 VDC

### # of Outputs:

Single



## SPECIAL FEATURES

- Universal input
- 3" x 5" footprint
- Less than 1U high
- Remote sense
- Built-in EMI filter
- Low output ripple
- Adjustable output
- Overvoltage protection
- Overload protection
- 110 KHz switching frequency
- LPX40 enclosure kit available
- RoHS compliant

## SAFETY

- CUL 62368-1  
E132002
- CSA CSA 22.2-234 Level 3  
LR53982C
- NEMKO EN 62368-1/EMKO-TUE  
P94100375 (74-sec) 203
- CB Certificate and report  
1119, 1125, 1126, 1127
- CE Mark
- UKCA Mark

## ELECTRICAL SPECIFICATIONS

| Input                         |  |
|-------------------------------|--|
| Input range                   | 85 to 264 VAC or 120 to 300 VDC  |
| Frequency                     | 47 to 440 Hz   |
| Inrush current                | < 18 A peak @ 115 VAC, < 36 A peak @ 230 VAC, cold start @ 25 °C   |
| Input current                 | 1 A max. (RMS) @ 115 VAC   |
| Efficiency                    | 70% typical at full load   |
| EMI filter                    | FCC Class B conducted, CISPR 22 Class B conducted<br>EN55022 Class B conducted, VDE 0878 PT3 class B conducted         |
| Safety ground leakage current | < 0.5 mA @ 50/60 Hz, 264 VAC input   |
| Output                        |  |
| Maximum power                 | 40 W for convection, 55 W with 30 CFM forced air   |
| Adjustment range              | -5, +10% minimum   |
| Hold-up time                  | 20 ms @ 40 W load, 115 VAC nominal line  |
| Overload protection           | Short circuit protection on all outputs<br>Case overload protected @ 110% to 145% of peak rating                       |
| Overvoltage protection        | 5 V output: 5.7 to 6.7 V. Other outputs 110% to 125% of nominal output   |
| Remote sense                  | Compensates for 0.5 V lead drop minimum<br>Will operate without remote sense connected<br>Reverse connection protected |

## ENVIRONMENTAL SPECIFICATIONS

|                                |  |
|--------------------------------|--|
| Operating temperature          | 0° to 50 °C ambient. Derate each output 2.5% per degree from 50 °C to 70 °C, -20 °C start up                             |
| Storage temperature            | -40 °C to +85 °C   |
| Temperature coefficient        | ± 0.4% per °C  |
| Electromagnetic susceptibility | Designed to meet IEC 801, -2, -3, -4, -5, -6, Level 3  |
| Humidity                       | Operating, non-condensing 5% to 95% RH   |
| Vibration                      | Three orthogonal axes, sweep at 1 oct/min, 5 min. dwell at four major resonances 0.75 G peak 5 Hz to 500 Hz, operational |
| MTBF demonstrated              | > 550,000 hours at full load and 25 °C ambient conditions  |

## ORDERING INFORMATION

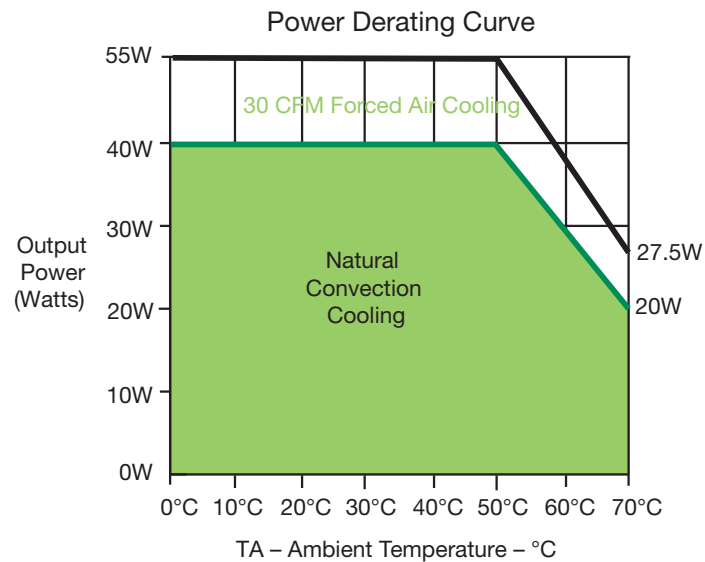
| Model Number | Output Voltage | Minimum Load | Maximum Load with Convection Cooling | Maximum Load with 30 CFM Forced Air | Peak Load <sup>1</sup> | Regulation <sup>2</sup> | Ripple P/P(PARD) <sup>3</sup> |
|--------------|----------------|--------------|--------------------------------------|-------------------------------------|------------------------|-------------------------|-------------------------------|
| LPS41        | 3.3 V          | 0A           | 8 A                                  | 11 A                                | 12 A                   | ± 2%                    | 50 mV                         |
| LPS42        | 5 V            | 0A           | 8 A                                  | 11 A                                | 12 A                   | ± 2%                    | 50 mV                         |
| LPS43        | 12 V           | 0A           | 3.3 A                                | 4.5 A                               | 5 A                    | ± 2%                    | 120 mV                        |
| LPS44        | 15 V           | 0A           | 2.6 A                                | 3.6 A                               | 4 A                    | ± 2%                    | 150 mV                        |
| LPS45        | 24 V           | 0A           | 1.7 A                                | 2.3 A                               | 2.5 A                  | ± 2%                    | 240 mV                        |
| LPS48        | 48 V           | 0A           | 0.9 A                                | 1.2 A                               | 1.3 A                  | ± 2%                    | 480 mV                        |

1. Peak current lasting < 30 seconds with a maximum 10% duty cycle.

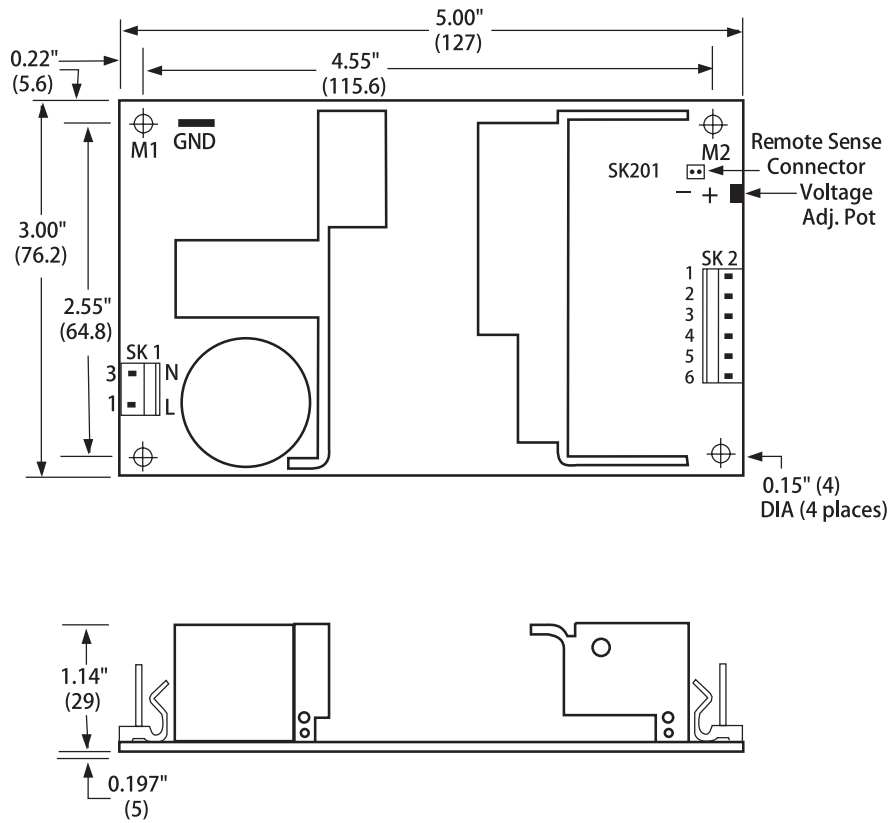
2. At 25 °C including initial tolerance, line voltage, load currents and output voltages adjusted to factory settings.

3. Peak-to-peak with 20 MHz bandwidth and 10 µF in parallel with a 0.1 µF capacitor at rated line voltage and load ranges.

4. This product is a Component Power Supply and is only for inclusion by professional installers within other equipment and must not be operated as a standalone product. EMC compliance to appropriate standards must be verified at the system level. This product is for sale to OEMs and System Integrators, including through Distribution Channels. It is not intended for sale to End Users.



MECHANICAL DRAWING



1. Specifications subject to change without notice.
2. All dimensions in inches (mm), tolerance is  $\pm 0.02"$  ( $\pm 0.5$  mm).
3. Mounting holes M1 and M2 should be grounded for EMI purposes.
4. Mounting hole M1 is safety ground connection.
5. Specifications are for convection rating at factory settings at 115 VAC input, 25 °C unless otherwise stated.
6. Warranty: 2 years.
7. Weight: 0.5 lbs/0.23kg.

## PIN ASSIGNMENTS

| Connector | LPS41   | LPS42   | LPS43   | LPS44   | LPS45   | LPS48   |
|-----------|---------|---------|---------|---------|---------|---------|
| SK1-1     | Line    | Line    | Line    | Line    | Line    | Line    |
| SK1-3     | Neutral | Neutral | Neutral | Neutral | Neutral | Neutral |
| SK2-1     | +3.3V   | +5V     | +12V    | +15V    | +24V    | +48V    |
| SK2-2     | +3.3V   | +5V     | +12V    | +15V    | +24V    | +48V    |
| SK2-3     | +3.3V   | +5V     | +12V    | +15V    | +24V    | +48V    |
| SK2-4     | Common  | Common  | Common  | Common  | Common  | Common  |
| SK2-5     | Common  | Common  | Common  | Common  | Common  | Common  |
| SK2-6     | Common  | Common  | Common  | Common  | Common  | Common  |
| SK201-1   | +Sense  | +Sense  | +Sense  | +Sense  | +Sense  | +Sense  |
| SK201-2   | -Sense  | -Sense  | -Sense  | -Sense  | -Sense  | -Sense  |

## MATING CONNECTORS

|   |   |
|---|---|
| AC Input  | Molex 09-50-8031 (USA)<br>09-93-0300 (UK)<br>PINS: 08-52-0113 |
| DC Outputs  | Molex 09-50-8061 (USA)<br>09-93-0600 (UK)<br>PINS: 08-52-0113 |
| Remote Sense  | Molex 22-01-2025<br>PINS: 08-52-0123                          |
| Artesyn Embedded Power Connector Kit #70-841-006, includes all of the above |   |



For international contact information,  
visit [advancedenergy.com](http://advancedenergy.com).

[powersales@aei.com](mailto:powersales@aei.com) (Sales Support)  
[productsupport.ep@aei.com](mailto:productsupport.ep@aei.com) (Technical Support)  
+1 888 412 7832

## ABOUT ADVANCED ENERGY

Advanced Energy (AE) has devoted more than three decades to perfecting power for its global customers. AE designs and manufactures highly engineered, precision power conversion, measurement and control solutions for mission-critical applications and processes.

Our products enable customer innovation in complex applications for a wide range of industries including semiconductor equipment, industrial, manufacturing, telecommunications, data center computing, and medical. With deep applications know-how and responsive service and support across the globe, we build collaborative partnerships to meet rapid technological developments, propel growth for our customers, and innovate the future of power.


PRECISION | POWER | PERFORMANCE

---







Specifications are subject to change without notice. Not responsible for errors or omissions. ©2022 Advanced Energy Industries, Inc. All rights reserved. Advanced Energy®, AE® and Artesyn™ are U.S. trademarks of Advanced Energy Industries, Inc.

## Looking for pricing, stock, or lifecycle information?

Click below to explore more details on WIN SOURCE:

-  [View LPS42 on WIN SOURCE](#)
-  [Artesyn Embedded Technologies Information](#)

## Optimize Your Supply Chain with WIN SOURCE Solutions

-  Global Sourcing Solution
-  Obsolete Management
-  Cost Control Management
-  Shortage Management
-  Alternative Solution
-  Excess Inventory Management