


Wirewound, Surface-Mount, Molded Inductors



STANDARD ELECTRICAL SPECIFICATIONS						
IND. (μH)	TOL.	TEST FREQ. (MHz)	Q MIN.	SRF MIN. (MHz)	DCR MAX. (Ω)	RATED DC CURRENT (mA) ⁽¹⁾
		L & Q				
0.010	± 20 %	50.0	50	1000	0.20	450
0.012	± 20 %	50.0	50	1000	0.20	450
0.018	± 20 %	50.0	50	1000	0.20	450
0.022	± 20 %	50.0	50	1000	0.20	450
0.027	± 20 %	50.0	50	1000	0.20	450
0.033	± 20 %	50.0	50	1000	0.30	450
0.039	± 20 %	50.0	50	1000	0.30	450
0.047	± 20 %	50.0	50	1000	0.30	450
0.056	± 20 %	50.0	40	900	0.35	450
0.068	± 20 %	50.0	40	800	0.35	450
0.082	± 20 %	50.0	40	700	0.40	450
0.10	± 20 %	25.2	30	650	0.32	450
0.12	± 20 %	25.2	30	600	0.30	450
0.15	± 20 %	25.2	30	500	0.30	450
0.18	± 20 %	25.2	30	400	0.35	450
0.22	± 20 %	25.2	30	350	0.40	450
0.27	± 20 %	25.2	30	300	0.45	450
0.33	± 20 %	25.2	30	250	0.55	430
0.39	± 20 %	25.2	30	220	0.70	380
0.47	± 10 %	25.2	30	190	0.80	355
0.56	± 10 %	25.2	30	170	1.20	285
0.68	± 10 %	25.2	30	150	1.40	270
0.82	± 10 %	25.2	30	140	1.60	250
1.0	± 10 %	7.96	50	100	0.50	450
1.2	± 10 %	7.96	50	80.0	0.55	430
1.5	± 10 %	7.96	50	70.0	0.60	410
1.8	± 10 %	7.96	50	60.0	0.65	390
2.2	± 10 %	7.96	50	55.0	0.70	380
2.7	± 10 %	7.96	50	50.0	0.75	370
3.3	± 10 %	7.96	50	45.0	0.80	355
3.9	± 10 %	7.96	50	40.0	0.90	330
4.7	± 10 %	7.96	50	35.0	1.00	315
5.6	± 10 %	7.96	50	33.0	1.10	300
6.8	± 10 %	7.96	50	27.0	1.20	285
8.2	± 10 %	7.96	50	25.0	1.40	270
10.0	± 10 %	2.52	50	20.0	1.60	250
12.0	± 10 %	2.52	50	18.0	2.00	225
15.0	± 10 %	2.52	50	17.0	2.50	200
18.0	± 10 %	2.52	50	15.0	2.80	190
22.0	± 10 %	2.52	50	13.0	3.20	180
27.0	± 10 %	2.52	50	12.0	3.60	170
33.0	± 10 %	2.52	50	11.0	4.00	160
39.0	± 10 %	2.52	50	11.0	4.50	150
47.0	± 10 %	2.52	50	10.0	5.00	140
56.0	± 10 %	2.52	50	9.0	5.50	135
68.0	± 10 %	2.52	50	9.0	6.00	130
82.0	± 10 %	2.52	50	8.0	7.00	120
100.0	± 10 %	0.79	40	8.0	8.00	110
120.0	± 10 %	0.79	40	6.0	8.00	110
150.0	± 10 %	0.79	40	5.0	9.00	105
180.0	± 10 %	0.79	40	5.0	9.50	102
220.0	± 10 %	0.79	40	4.0	10.0	100
270.0	± 10 %	0.79	40	4.0	12.0	92
330.0	± 10 %	0.79	40	3.5	14.0	85
390.0	± 10 %	0.79	40	3.0	16.0	80
470.0	± 10 %	0.79	40	3.0	26.0	62
560.0	± 10 %	0.79	30	3.0	30.0	50
680.0	± 10 %	0.79	30	3.0	30.0	50
820.0	± 10 %	0.79	30	2.5	35.0	30
1000.0	± 10 %	0.25	30	2.5	40.0	30

Note
⁽¹⁾ Rated DC current based on the maximum temperature rise, not to exceed 40 °C at +85 °C ambient

FEATURES

- Molded construction provides superior strength and moisture resistance
- Tape and reel packaging for automatic handling, 2000/reel, EIA-481
- Printed marking
- Compatible with vapor phase and infrared reflow soldering
- Material categorization: for definitions of compliance please see www.vishay.com/doc?99912



RoHS COMPLIANT

ELECTRICAL SPECIFICATIONS

Inductance range: 0.010 μH to 1000 μH

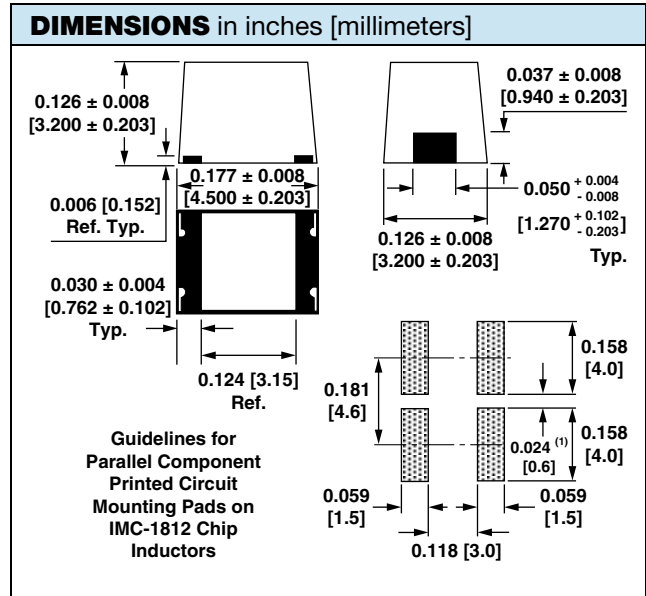
Special tolerances available upon request

Operating temperature: -55 °C to +125 °C

Coilform material: non-magnetic for 0.010 μH to 0.82 μH; powdered iron for 1.0 μH to 120 μH; ferrite for 150 μH to 1000 μH

TEST EQUIPMENT

- H/P 4342A Q meter with Vishay Dale test fixture or equivalent
- H/P 4191A RF impedance analyzer (for SRF measurements)
- Wheatstone bridge



Note
⁽¹⁾ Recommended minimum spacing between components

PART MARKING
- Vishay Dale
- Inductance code
- Date code



DESCRIPTION				
IMC-1812	10 μ H	$\pm 10 \%$	ER	e3
MODEL	INDUCTANCE VALUE	INDUCTANCE TOLERANCE	PACKAGE CODE	JEDEC® LEAD (Pb)-FREE STANDARD

GLOBAL PART NUMBER												
I	M	C	1	8	1	2	E	R	1	0	0	K
PRODUCT FAMILY			SIZE				PACKAGE CODE		INDUCTANCE VALUE			TOL.



Disclaimer

ALL PRODUCT, PRODUCT SPECIFICATIONS AND DATA ARE SUBJECT TO CHANGE WITHOUT NOTICE TO IMPROVE RELIABILITY, FUNCTION OR DESIGN OR OTHERWISE.

Vishay Intertechnology, Inc., its affiliates, agents, and employees, and all persons acting on its or their behalf (collectively, "Vishay"), disclaim any and all liability for any errors, inaccuracies or incompleteness contained in any datasheet or in any other disclosure relating to any product.

Vishay makes no warranty, representation or guarantee regarding the suitability of the products for any particular purpose or the continuing production of any product. To the maximum extent permitted by applicable law, Vishay disclaims (i) any and all liability arising out of the application or use of any product, (ii) any and all liability, including without limitation special, consequential or incidental damages, and (iii) any and all implied warranties, including warranties of fitness for particular purpose, non-infringement and merchantability.

Statements regarding the suitability of products for certain types of applications are based on Vishay's knowledge of typical requirements that are often placed on Vishay products in generic applications. Such statements are not binding statements about the suitability of products for a particular application. It is the customer's responsibility to validate that a particular product with the properties described in the product specification is suitable for use in a particular application. Parameters provided in datasheets and / or specifications may vary in different applications and performance may vary over time. All operating parameters, including typical parameters, must be validated for each customer application by the customer's technical experts. Product specifications do not expand or otherwise modify Vishay's terms and conditions of purchase, including but not limited to the warranty expressed therein.


Hyperlinks included in this datasheet may direct users to third-party websites. These links are provided as a convenience and for informational purposes only. Inclusion of these hyperlinks does not constitute an endorsement or an approval by Vishay of any of the products, services or opinions of the corporation, organization or individual associated with the third-party website. Vishay disclaims any and all liability and bears no responsibility for the accuracy, legality or content of the third-party website or for that of subsequent links.

Except as expressly indicated in writing, Vishay products are not designed for use in medical, life-saving, or life-sustaining applications or for any other application in which the failure of the Vishay product could result in personal injury or death. Customers using or selling Vishay products not expressly indicated for use in such applications do so at their own risk. Please contact authorized Vishay personnel to obtain written terms and conditions regarding products designed for such applications.

No license, express or implied, by estoppel or otherwise, to any intellectual property rights is granted by this document or by any conduct of Vishay. Product names and markings noted herein may be trademarks of their respective owners.

Looking for pricing, stock, or lifecycle information?

Click below to explore more details on WIN SOURCE:

 [View IMC1812RQ560K on WIN SOURCE](#)

 [Vishay Information](#)

Optimize Your Supply Chain with WIN SOURCE Solutions

-  Global Sourcing Solution
-  Obsolete Management
-  Cost Control Management
-  Shortage Management
-  Alternative Solution
-  Excess Inventory Management