



**THE DATASHEET OF
ILSB1206ER1R0K**



Monolithic Chip Inductors



MECHANICAL SPECIFICATIONS

Solderability: 90 % coverage after 5 s dip in 235 °C solder following 60 s preheat at 120 °C to 150 °C and type R flux dip

Resistance to Solder Heat: 10 s in 260 °C solder, after preheat and flux per above

Termination: 100 % Sn

Terminal Strength: 0.1 kg for 30 s

Beam Strength: 2.5 kg

FEATURES

- 3.2 mm x 1.6 mm x 0.5 mm size
- High reliability
- Surface mountable
- Magnetically self shielded
- Nickel barrier plating virtually eliminates silver migration
- Material categorization: for definitions of compliance please see www.vishay.com/doc?99912



RoHS
COMPLIANT
HALOGEN
FREE

ENVIRONMENTAL SPECIFICATIONS

Operating Temperature: -55 °C to +125 °C

Thermal Shock: -40 °C to +85 °C

Humidity: 90 % RH at 40 °C, 1000 h at full rated current

Load Life: 85 °C for 1000 h at full rated current

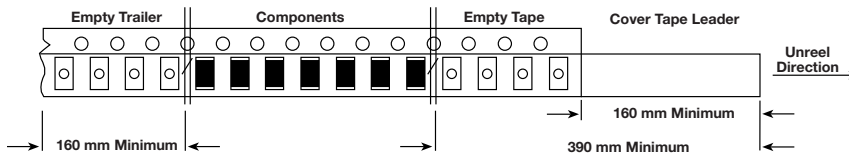
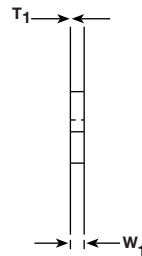
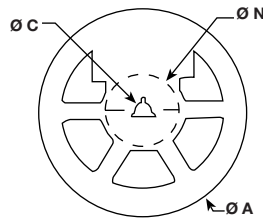
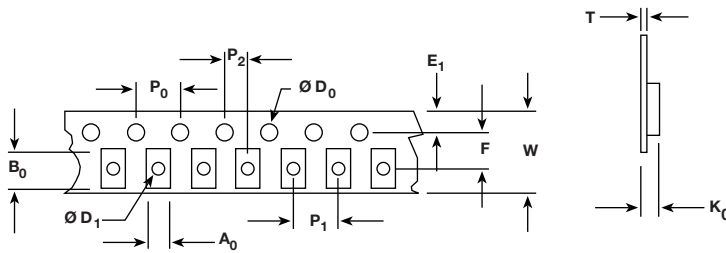
STANDARD ELECTRICAL SPECIFICATIONS							
PART NUMBER	INDUCTANCE (μ H)	TOL. (%)	TEST FREQ. (MHz)	Q MIN.	SRF MIN. (MHz)	DCR MAX. (Ω)	RATED DC CURRENT (mA)
			L AND Q				
ILSB1206ER47NM	0.047	20	50	20	368	0.15	300
ILSB1206ER68NM	0.068	20	50	20	322	0.25	300
ILSB1206ERR10K	0.10	10	25	20	271	0.25	250
ILSB1206ERR12K	0.12	10	25	20	253	0.30	250
ILSB1206ERR15K	0.15	10	25	20	230	0.30	250
ILSB1206ERR18K	0.18	10	25	20	213	0.40	250
ILSB1206ERR22K	0.22	10	25	20	196	0.40	250
ILSB1206ERR27K	0.27	10	25	20	173	0.50	250
ILSB1206ERR33K	0.33	10	25	20	167	0.60	250
ILSB1206ERR39K	0.39	10	25	25	156	0.50	200
ILSB1206ERR47K	0.47	10	25	25	144	0.60	200
ILSB1206ERR68K	0.68	10	25	25	121	0.80	150
ILSB1206ER1R0K	1.0	10	10	45	87	0.40	100
ILSB1206ER1R2K	1.2	10	10	45	75	0.50	100
ILSB1206ER1R5K	1.5	10	10	45	69	0.50	50
ILSB1206ER1R8K	1.8	10	10	45	64	0.50	50
ILSB1206ER2R2K	2.2	10	10	45	58	0.50	50
ILSB1206ER3R3K	3.3	10	10	45	48	0.70	50
ILSB1206ER3R9K	3.9	10	10	45	44	0.80	50
ILSB1206ER4R7K	4.7	10	10	45	41	0.90	50
ILSB1206ER5R6K	5.6	10	4	45	37	0.70	25
ILSB1206ER6R8K	6.8	10	4	45	34	0.80	25
ILSB1206ER8R2K	8.2	10	4	45	30	0.90	25
ILSB1206ER100K	10	10	2	45	28	1.00	25
ILSB1206ER120K	12	10	2	45	26	1.05	15
ILSB1206ER150K	15	10	1	45	22	0.70	5
ILSB1206ER180K	18	10	1	45	21	0.70	5
ILSB1206ER220K	22	10	1	35	19	0.90	5
ILSB1206ER270K	27	10	1	35	17	0.90	5
ILSB1206ER330K	33	10	1	35	15	1.05	5



DESCRIPTION					
ILSB-1206	3.3 μH	$\pm 10 \%$	ER	e3	
MODEL	INDUCTANCE VALUE	INDUCTANCE TOLERANCE	PACKAGE CODE	JEDEC® LEAD (Pb)-FREE STANDARD	

GLOBAL PART NUMBER				
I L S B	1 2 0 6	E R	3 R 3	K
PRODUCT FAMILY	SIZE	PACKAGE CODE	INDUCTANCE VALUE	TOLERANCE
		ER = tape and reel	3R3 = 3.3 Ω	K = 10 %

DIMENSIONS in inches [millimeters]							
A	B	C	D	E	F	G	H
0.126 \pm 0.008 [3.2 \pm 0.2]	0.063 \pm 0.008 [1.6 \pm 0.2]	0.020 \pm 0.012 [0.5 \pm 0.3]	0.043 \pm 0.012 [1.10 \pm 0.3]	0.185 [4.7]	0.070 [1.8]	0.087 [2.2]	0.047 [1.2]

TAPE AND REEL SPECIFICATIONS 1206 SIE PER EIA-481-1 in inches [millimeters]


A ₀	0.073 ± 0.004 [1.85 ± 0.1]
B ₀	0.135 ± 0.004 [3.43 ± 0.1]
D ₀	0.059 + 0.005/- 0.000 [1.5 + 0.127]
D ₁	0.039 min. [1.0 min.]
E ₁	0.069 ± 0.004 [1.75 ± 0.1]
F	0.138 ± 0.002 [3.50 ± 0.05]
K ₀	0.048 ± 0.002 [1.22 ± 0.05]
P ₀	0.157 ± 0.004 [4.00 ± 0.1]
P ₁	0.157 ± 0.004 [4.00 ± 0.1]
P ₂	0.079 ± 0.002 [2.00 ± 0.05]
W	0.327 max. [8.3 max.]
T	0.008 ± 0.002 [0.2 ± 0.05]
A	7.000 ± 0.079 [178 ± 2.0]
N	2.500 [63.5]
C	0.512 ± 0.020 [13.00 ± 0.50]
W ₁	0.315 + 0.059/- 0.000 [8.00 + 1.5]
T ₁	0.079 ± 0.002 [2.00 ± 0.05]



Disclaimer

ALL PRODUCT, PRODUCT SPECIFICATIONS AND DATA ARE SUBJECT TO CHANGE WITHOUT NOTICE TO IMPROVE RELIABILITY, FUNCTION OR DESIGN OR OTHERWISE.

Vishay Intertechnology, Inc., its affiliates, agents, and employees, and all persons acting on its or their behalf (collectively, "Vishay"), disclaim any and all liability for any errors, inaccuracies or incompleteness contained in any datasheet or in any other disclosure relating to any product.

Vishay makes no warranty, representation or guarantee regarding the suitability of the products for any particular purpose or the continuing production of any product. To the maximum extent permitted by applicable law, Vishay disclaims (i) any and all liability arising out of the application or use of any product, (ii) any and all liability, including without limitation special, consequential or incidental damages, and (iii) any and all implied warranties, including warranties of fitness for particular purpose, non-infringement and merchantability.

Statements regarding the suitability of products for certain types of applications are based on Vishay's knowledge of typical requirements that are often placed on Vishay products in generic applications. Such statements are not binding statements about the suitability of products for a particular application. It is the customer's responsibility to validate that a particular product with the properties described in the product specification is suitable for use in a particular application. Parameters provided in datasheets and / or specifications may vary in different applications and performance may vary over time. All operating parameters, including typical parameters, must be validated for each customer application by the customer's technical experts. Product specifications do not expand or otherwise modify Vishay's terms and conditions of purchase, including but not limited to the warranty expressed therein.

Hyperlinks included in this datasheet may direct users to third-party websites. These links are provided as a convenience and for informational purposes only. Inclusion of these hyperlinks does not constitute an endorsement or an approval by Vishay of any of the products, services or opinions of the corporation, organization or individual associated with the third-party website. Vishay disclaims any and all liability and bears no responsibility for the accuracy, legality or content of the third-party website or for that of subsequent links.

Except as expressly indicated in writing, Vishay products are not designed for use in medical, life-saving, or life-sustaining applications or for any other application in which the failure of the Vishay product could result in personal injury or death. Customers using or selling Vishay products not expressly indicated for use in such applications do so at their own risk. Please contact authorized Vishay personnel to obtain written terms and conditions regarding products designed for such applications.

No license, express or implied, by estoppel or otherwise, to any intellectual property rights is granted by this document or by any conduct of Vishay. Product names and markings noted herein may be trademarks of their respective owners.

Looking for pricing, stock, or lifecycle information?

Click below to explore more details on WIN SOURCE:

 [View ILSB1206ER1R0K on WIN SOURCE](#)

 [Vishay Information](#)

Optimize Your Supply Chain with WIN SOURCE Solutions

-  Global Sourcing Solution
-  Obsolete Management
-  Cost Control Management
-  Shortage Management
-  Alternative Solution
-  Excess Inventory Management