


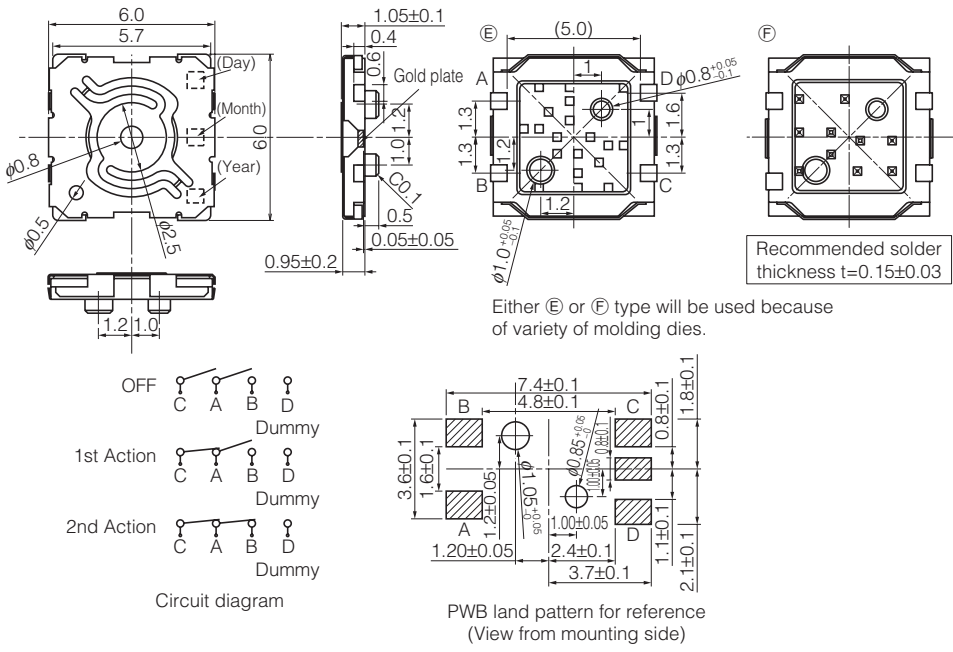

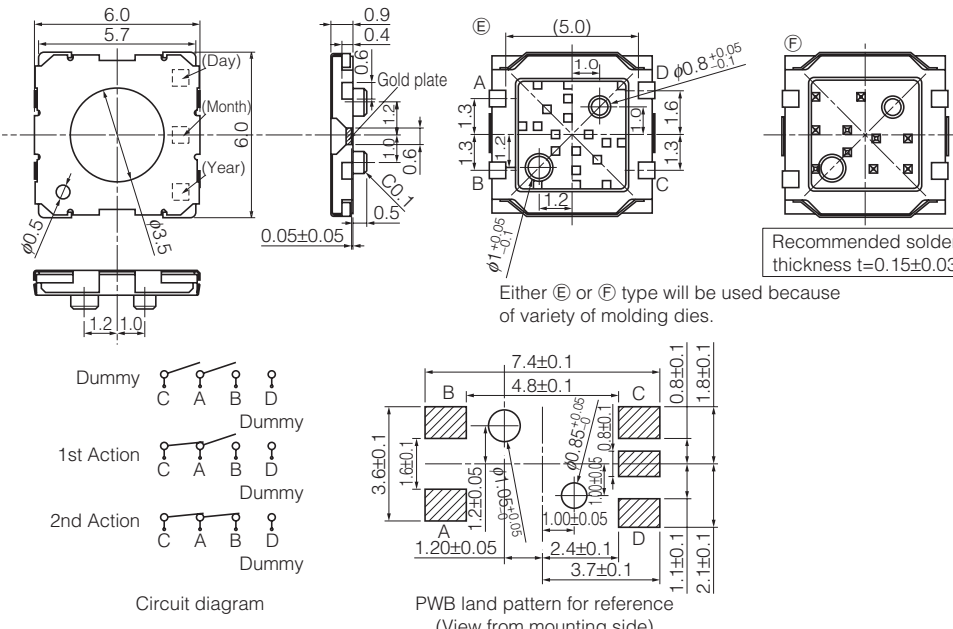


# THE DATASHEET OF EVQ-PRDA09



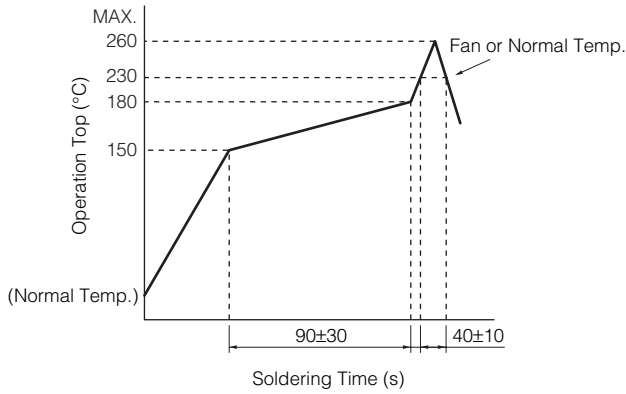


### ■ Dimensions in mm (not to scale)

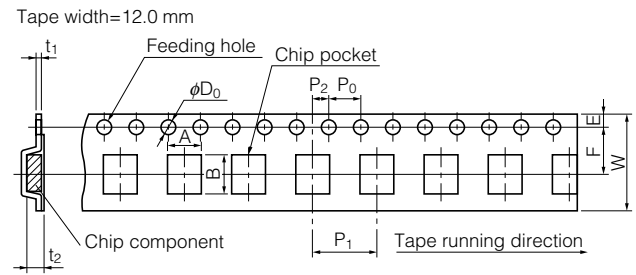
<p>No. 1</p> <p>With Push Plate</p> <p>EVQQ0 EVQPR</p> <p>(Mounting base with Boss) (With ground terminal)</p> 	 <p>Either ⑤ or ⑥ type will be used because of variety of molding dies.</p> <p>Recommended solder thickness <math>t=0.15\pm0.03</math></p> <p>Circuit diagram</p> <p>PWB land pattern for reference (View from mounting side)</p>				
<p>Part Numbers</p> <p>EVQQ04A10</p> <p>EVQPR7A10</p> <p>EVQPR5A10</p> <p>EVQPR9A10</p>	<p>Ground Terminal</p> <p>Without</p> <p>Without</p> <p>With</p> <p>With</p>	<p>Boss</p> <p>Without</p> <p>With</p> <p>Without</p> <p>With</p>	<p>Operating Force</p> <p>1st/0.7 N, 2nd/2.6 N</p> <p>1st/0.7 N, 2nd/2.6 N</p> <p>1st/0.7 N, 2nd/2.6 N</p> <p>1st/0.7 N, 2nd/2.6 N</p>	<p>Height</p> <p>0.95 mm</p> <p>0.95 mm</p> <p>0.95 mm</p> <p>0.95 mm</p>	<p>Operating Life</p> <p>30000 cycles</p> <p>30000 cycles</p> <p>30000 cycles</p> <p>30000 cycles</p>
<p>No. 2</p> <p>Without Push Plate</p> <p>EVQPR EVQ3PR</p> <p>(Mounting base with Boss) (With ground terminal)</p> 	 <p>Either ⑤ or ⑥ type will be used because of variety of molding dies.</p> <p>Recommended solder thickness <math>t=0.15\pm0.03</math></p> <p>Circuit diagram</p> <p>PWB land pattern for reference (View from mounting side)</p>				
<p>Part Numbers</p> <p>EVQPRBA09</p> <p>EVQ3PRA09</p> <p>EVQPRDA09</p> <p>EVQPRHA09</p>	<p>Ground Terminal</p> <p>Without</p> <p>Without</p> <p>With</p> <p>With</p>	<p>Boss</p> <p>Without</p> <p>With</p> <p>Without</p> <p>With</p>	<p>Operating Force</p> <p>1st/1.0 N, 2nd/2.6 N</p> <p>1st/1.0 N, 2nd/2.6 N</p> <p>1st/1.0 N, 2nd/2.6 N</p> <p>1st/1.0 N, 2nd/2.6 N</p>	<p>Height</p> <p>0.9 mm</p> <p>0.9 mm</p> <p>0.9 mm</p> <p>0.9 mm</p>	<p>Operating Life</p> <p>30000 cycles</p> <p>30000 cycles</p> <p>30000 cycles</p> <p>30000 cycles</p>

Design and specifications are each subject to change without notice. Ask factory for the current technical specifications before purchase and/or use. Should a safety concern arise regarding this product, please be sure to contact us immediately.

### Recommended Reflow Soldering Conditions



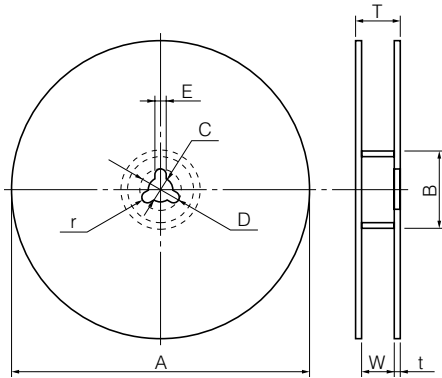
### Embossed Carrier Taping



Unit: mm

Part No.	Height	A	B	W	F	E	P <sub>1</sub>	P <sub>2</sub>	P <sub>0</sub>	D <sub>0</sub> Dia.	t <sub>1</sub>	t <sub>2</sub>
EVQPR/Q0/3PR	0.9, 0.95	6.3±0.3	6.3±0.3	12.0±0.3	5.50±0.15	1.75±0.15	8.00±0.15	2.00±0.15	4.00±0.15	1.5 <sup>+0.1</sup> <sub>-0</sub>	0.30±0.05	1.7 <sup>+0.2</sup> <sub>-0.1</sub>

### Standard Reel Dimensions in mm (not to scale)

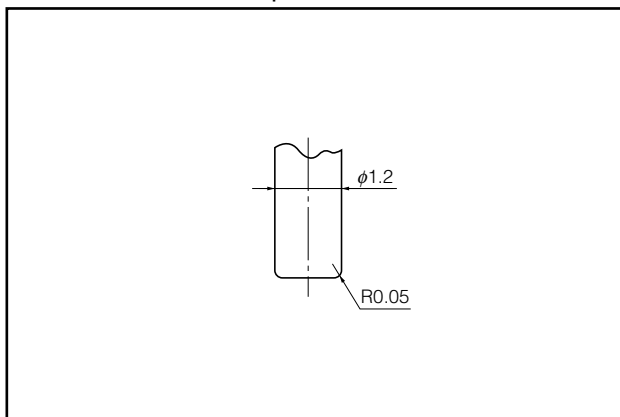


Item	A	B	C	D	E
Rate (mm)	φ380.0±2.0	φ80.0±1.0	φ13.0±0.2	φ21.0±0.8	2.0±0.5

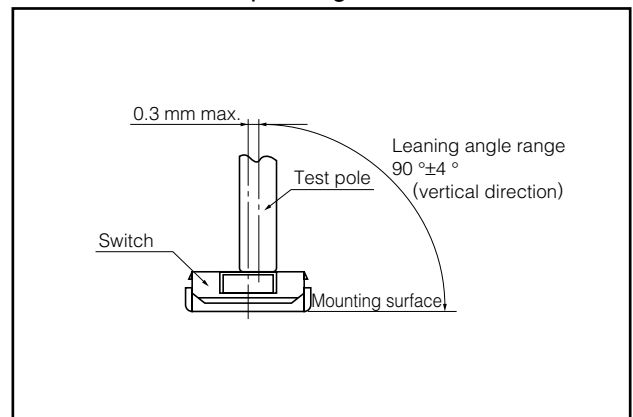
  

Item	W	T	t	r
Rate (mm)	13.5±1.0	17.5±1.0	1.0 to 3.0	1.0±0.5

### Recommended Shape of Test Pole



### Recommended Operating Conditions



## Looking for pricing, stock, or lifecycle information?

Click below to explore more details on WIN SOURCE:

- ⊖ [View EVQ-PRDA09](#) on WIN SOURCE
- ⊖ [Panasonic](#) Information

## Optimize Your Supply Chain with WIN SOURCE Solutions

- ✓ Global Sourcing Solution
- ✓ Obsolete Management
- ✓ Cost Control Management
- ✓ Shortage Management
- ✓ Alternative Solution
- ✓ Excess Inventory Management