



**THE DATASHEET OF**  
**543-783B**





### Technical Data

Accuracy: Refer to the list of specifications  
 Resolution: 0.01mm, 0.001mm, .0005"/0.01mm, .0001"/0.001mm or .00005"/0.001mm  
 Display: LCD  
 Length standard: ABSOLUTE electrostatic capacitance type linear encoder  
 Max. response speed: Unlimited  
 Measuring force: Refer to the list of specifications  
 Battery: SR44 (1 pc.), **938882**  
 Battery life: Approx. 20,000 hours under normal use  
 Dust/Water protection level: IP42 (IP53: **543-794B**, **543-795B**, **543-796B**)  
 Inspection certificate is included

### Function

Origin-set, Zeroset, Counting direction switching, Power ON/OFF, Data output, inch/mm conversion (on inch/metric models only)  
 Alarm: Low voltage, Counting value composition error, Over-flow error

### Optional Accessories

**905338**: SPC cable (40" / 1m)  
**905409**: SPC cable (80" / 2m)  
**21EZA198**: Spindle lifting lever (ISO/JIS type)  
**21EZA199**: Spindle lifting lever (ANSI/AGD type)  
**540774**: Spindle lifting cable (stroke: 4" / 10mm)  
**125317**: Spare rubber boot (for dust-proof type)

# ABSOLUTE Digimatic Indicator ID-S

## SERIES 543 — with Simple Design

### FEATURES

- As compact as standard Series 2 dial indicators.
- After the initial zero-setting with the ORIGIN button, the repeated absolute positioning is no longer necessary over the entire battery life.
- Employing the ABSOLUTE linear encoder, the ID-S always displays the spindle "Absolute Position" from the origin at power-on. Also unlimited response speed eliminates over-speed errors.
- SPC data output.



543-782B



543-792B

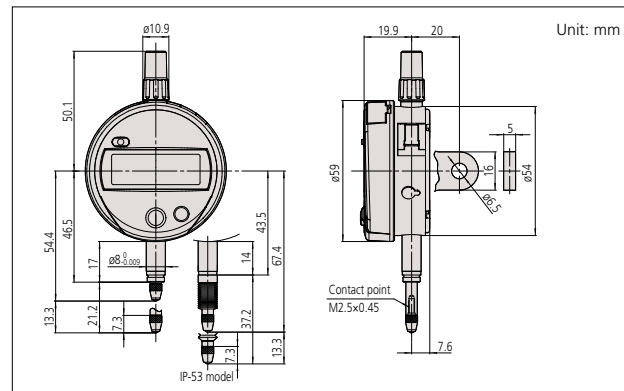
### SPECIFICATIONS

Inch/Metric		Stem dia. 3/8", #4-48 UNF Thread		ISO/JIS type	ANSI/AGD type		
Resolution	Range	Order No.		Model	Accuracy	Measuring force	Remarks
		w/ lug back	w/ flat-back				
.00005"/0.001mm	.5" / 12.7mm	<b>543-792</b>	<b>543-792B</b>	ID-S112EX	±.0001"	1.5N or less	—
.00005"/0.001mm	.5" / 12.7mm	<b>543-796</b>	<b>543-796B</b>	ID-S112PEX	±.0001"	2.5N	Dust-proof
.0001"/0.001mm	.5" / 12.7mm	<b>543-793</b>	<b>543-793B</b>	ID-S112TX	±.0001"	1.5N or less	—
.0005"/0.01mm	.5" / 12.7mm	<b>543-783</b>	<b>543-783B</b>	ID-S1012EX	±.0010"	1.5N or less	—

Inch/Metric		Stem ø 8mm, M2.5 x 0.45 Thread		ISO/JIS type	ANSI/AGD type		
Resolution	Range	Order No.		Model	Accuracy	Measuring force	Remarks
		w/ lug back	w/ flat-back				
.00005"/0.001mm	.5" / 12.7mm	<b>543-791</b>	<b>543-791B</b>	ID-S112MX	±.0001"	1.5N or less	—
.00005"/0.001mm	.5" / 12.7mm	<b>543-795</b>	<b>543-795B</b>	ID-S112PMX	±.0001"	2.5N or less	Dust-proof
.0005"/0.01mm	.5" / 12.7mm	<b>543-782</b>	<b>543-782B</b>	ID-S1012MX	±.0008"	1.5N or less	—

Metric		Stem ø 8mm, M2.5 x 0.45 Thread		ISO/JIS type	ANSI/AGD type		
Resolution	Range	Order No.		Model	Accuracy	Measuring force	Remarks
		w/ lug back	w/ flat-back				
0.001mm	12.7mm	<b>543-790</b>	<b>543-790B</b>	ID-S112X	0.003mm	1.5N or less	—
0.001mm	12.7mm	<b>543-794</b>	<b>543-794B</b>	ID-S112PX	0.003mm	2.5N or less	Dust-proof
0.01mm	12.7mm	<b>543-781</b>	<b>543-781B</b>	ID-S1012X	0.02mm	1.5N or less	—

### DIMENSIONS



Note 1: Dimensions of the inch (ANSI/AGD Type) dial indicator partly differ from those of the metric (ISO/JIS Type) indicator.  
 Note 2: Inch (ANSI/AGD Type) dial indicators are provided with a stem of 3/8" dia. and #4-48UNF thread mount for the contact point.









## Looking for pricing, stock, or lifecycle information?

Click below to explore more details on WIN SOURCE:

 [View 543-783B on WIN SOURCE](#)

 [Mitutoyo Information](#)

## Optimize Your Supply Chain with WIN SOURCE Solutions

-  Global Sourcing Solution
-  Obsolete Management
-  Cost Control Management
-  Shortage Management
-  Alternative Solution
-  Excess Inventory Management