



THE DATASHEET OF CT135




CotoMOS[®] CT135/CS135

The CT135 and CS135 combine Coto quality and economy in an industry standard 6 pin DIP package. Both the CT135 and the CS135 offer low output capacitance and low leakage current. The CT135 utilizes a thru hole lead configuration, while the CS135 offers a surface mount option when the application requires it. Both relays are ideally suited to the needs of Test and Measurement, Industrial, and Telecommunications.

CT135/CS135 Features

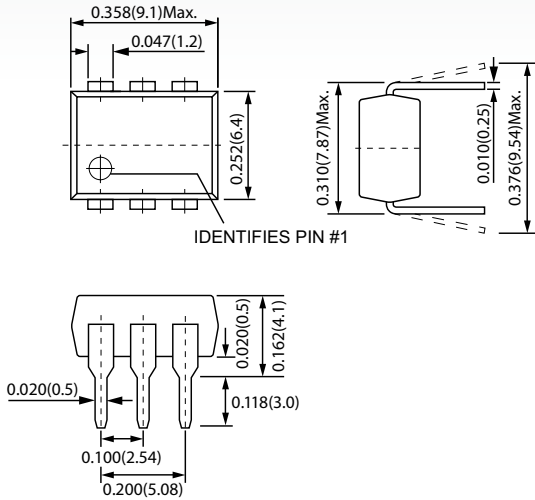
- ▶ Contact Form: 1A
- ▶ Load Voltage: 80V Maximum
- ▶ Operation LED Current: 3.0mA Maximum
- ▶ Load Current: 100mA Maximum
- ▶ On-Resistance: 30Ω Maximum
- ▶ Low Off-State Leakage Current: 10nA Maximum
- ▶ I/O Breakdown Voltage: 1500Vrms Minimum
- ▶ Suffix - H for I/O Breakdown Voltage: 5000Vrms Minimum



DIMENSIONS

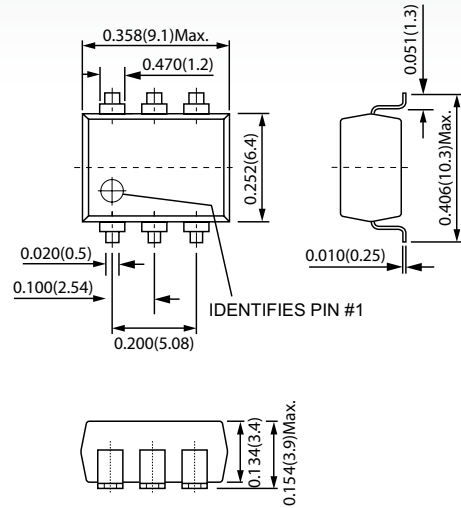
in Inches (Millimeters)

CT135



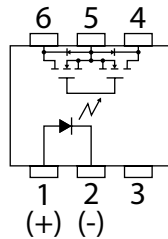
IDENTIFIES PIN #1

CS135



IDENTIFIES PIN #1

TERMINAL IDENTIFICATION



- | | |
|------------------|----------------------|
| 1: Anode (LED) | 4,6: Drain (MOS FET) |
| 2: Cathode (LED) | 5: Source (MOS FET) |
| 3: NC | |

CT135/CS135 MAXIMUM RATINGS (Ambient Temperature: 25°C)			
Parameters	Symbol	Units	Value
INPUT SPECIFICATIONS			
Continuous LED Current	I _F	mA	50
Peak LED Current	I _{FP}	mA	500
LED Reverse Voltage	V _R	V	5
Input Power Dissipation	P _{in}	mW	75
OUTPUT SPECIFICATIONS			
Load Voltage	V _L	V (AC peak or DC)	80
Load Current	I _L	mA	100
Peak Load Current	I _{Peak}	A	0.3
Output Power Dissipation	P _{Out}	mW	350
RELAY SPECIFICATIONS			
Total Power Dissipation	P _T	mW	400
I/O Breakdown Voltage	V _{I/O}	V _{rms}	1500
Operating Temperature	T _{Opr}	°C	-40 ~ +85
Storage Temperature	T _{Stg}	°C	-40 ~ +100


CT135/CS135 ELECTRICAL SPECIFICATIONS (Ambient Temperature: 25°C)						
Parameters	Symbol	Test Conditions	Units	Min	Typ	Max
INPUT						
LED Forward Voltage	V _F	I _F =10mA	V	1.0		1.5
Operation LED Current	I _{F On}		mA		0.9	3.0
Recovery LED Voltage	V _{F Off}		V	0.5		
OUTPUT						
On-Resistance Drain to Drain	R _{On}	I _F =5mA, I _L =Rating Time to flow is within 1 sec.	Ω		20	30
Off-State Leakage Current	I _{Leak}	V _L =80V	nA			10
Output Capacitance	C _{Out}	V _L =0V, f=1MHz	pF		6.0	
TRANSMISSION						
Turn-On Time	T _{On}	I _F =10mA, I _L =Rating	ms		0.02	0.1
Turn-Off Time	T _{Off}		ms		0.05	1.0
COUPLED						
I/O Insulation Resistance	R _{I/O}		Ω	10 ⁹		
I/O Capacitance	C _{I/O}	f=1MHz	pF		1.3	

Environmental Ratings:

Operating Temp: -40°C to +85°C; Storage Temp: -40 to +100 C.
All electrical parameters measured at 25° C unless otherwise specified.

Looking for pricing, stock, or lifecycle information?

Click below to explore more details on WIN SOURCE:

 [View CT135 on WIN SOURCE](#)

 [Coto Technology](#) Information

Optimize Your Supply Chain with WIN SOURCE Solutions

-  Global Sourcing Solution
-  Obsolete Management
-  Cost Control Management
-  Shortage Management
-  Alternative Solution
-  Excess Inventory Management