




**THE DATASHEET OF  
CDRH8D28NP-3R3NC**



# SMD Power Inductor CDRH8D28



## Description

- Ferrite drum core construction.
- Magnetically shielded.
- L × W × H: 8.3 × 8.3 × 3.0 mm Max.
- Product weight: 0.57g(Ref.)
- Moisture Sensitivity Level: 1
- RoHS compliance.

## Environmental Data

- Operating temperature range: -40°C ~ +100°C (including coil's self temperature rise)
- Storage temperature range: -40°C ~ +100°C
- Solder reflow temperature: 260 °C peak.

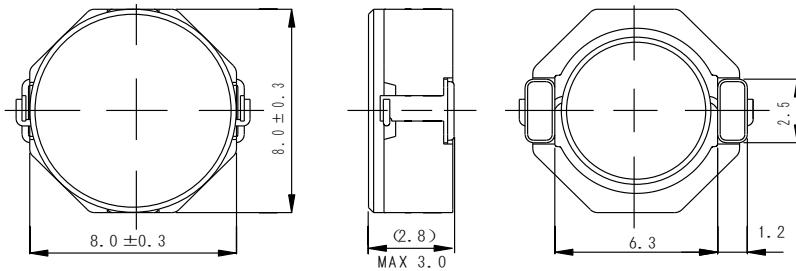
## Packaging

- Carrier tape and reel packaging
- 13" diameter reel
- 1000pcs per reel

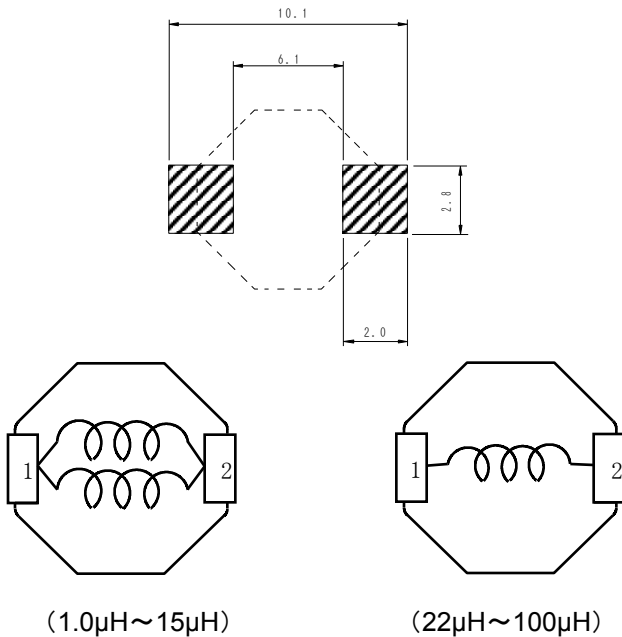
## Applications

- Ideally used in Notebook PC, Game machine, HDD, DVC, LCD TV etc as DC-DC converter inductors.

## Dimension - [mm]



## Land pattern and Schematics - [mm]





### Electrical Characteristics

Part Name	Stamp	Inductance ( $\mu\text{H}$ ) [ within ] ※1	D.C.R. (m $\Omega$ ) Max. (Typ.) (at 20°C)	Saturation Current (A) ※2	Temperature Rise Current (A) ※3
CDRH8D28NP-1R0NC	1R0	1.0 $\pm$ 30%	11.0(8)	6.50	7.00
CDRH8D28NP-2R5NC	2R5	2.5 $\pm$ 30%	15.6(12)	4.50	6.40
CDRH8D28NP-3R3NC	3R3	3.3 $\pm$ 30%	18.2(14)	4.00	6.00
CDRH8D28NP-4R7NC	4R7	4.7 $\pm$ 30%	24.7(19)	3.40	4.50
CDRH8D28NP-7R3NC	7R3	7.3 $\pm$ 30%	39.0(30)	2.80	3.40
CDRH8D28NP-100NC	100	10 $\pm$ 30%	47.0(36)	2.50	3.20
CDRH8D28NP-150NC	150	15 $\pm$ 30%	69.0(53)	1.90	2.35
CDRH8D28NP-220NC	220	22 $\pm$ 30%	99.0(76)	1.60	1.85
CDRH8D28NP-330NC	330	33 $\pm$ 30%	156(120)	1.30	1.45
CDRH8D28NP-470NC	470	47 $\pm$ 30%	195(150)	1.15	1.30
CDRH8D28NP-680NC	680	68 $\pm$ 30%	286(220)	0.92	0.98
CDRH8D28NP-101NC	101	100 $\pm$ 30%	430(330)	0.75	0.80

※1. Inductance measuring conditions at 100kHz.

※2. Saturation current: The DC current at which the inductance decreases to 65% of its nominal value.

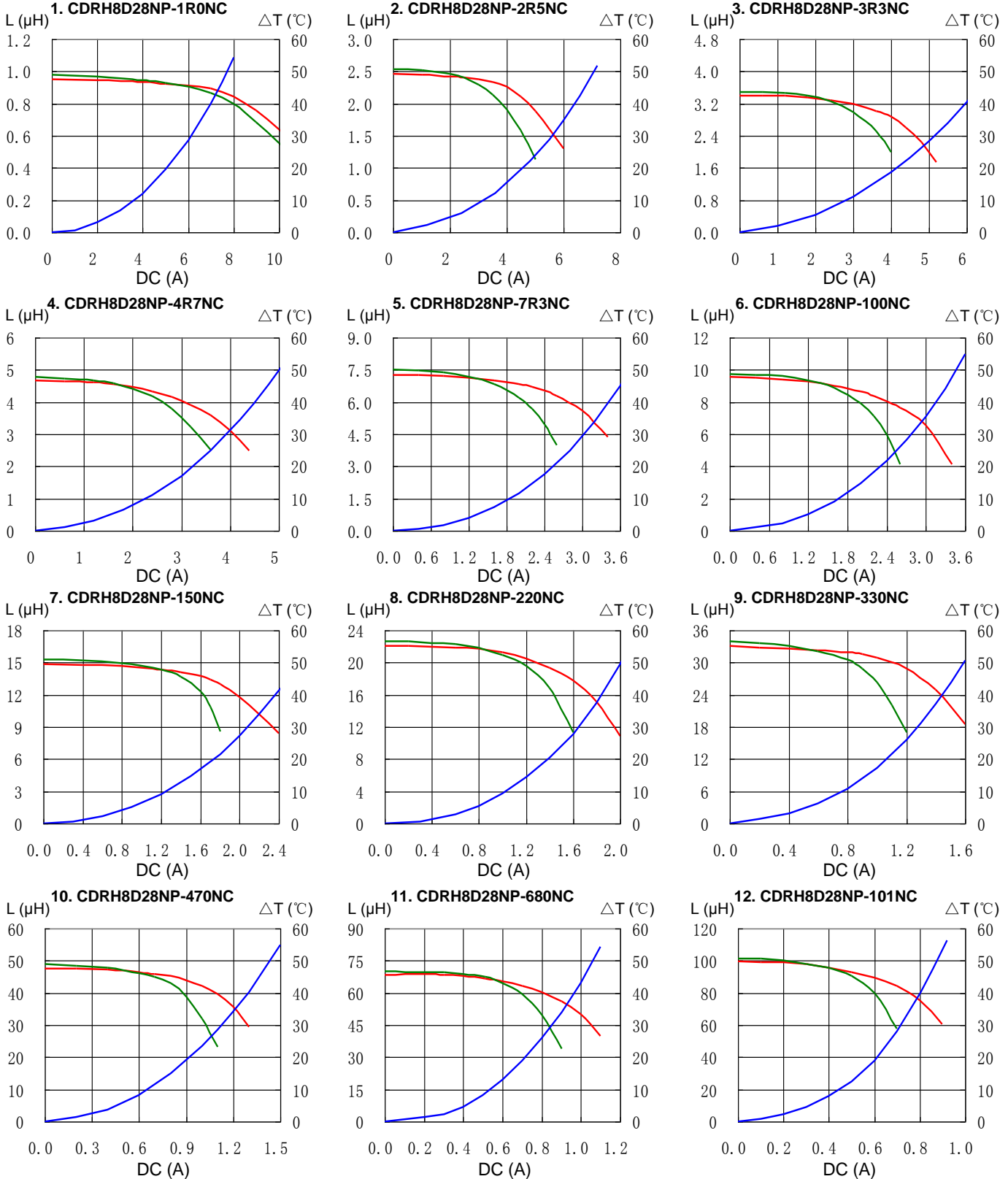
※3. Temperature rise current: The DC current at which the temperature rise is  $\Delta t=40^{\circ}\text{C}$ . ( $T_a=20^{\circ}\text{C}$ )

# SMD Power Inductor CDRH8D28




## Saturation Current & Temperature Rise Graph

— L (20°C) — L (105°C) —  $\Delta T$

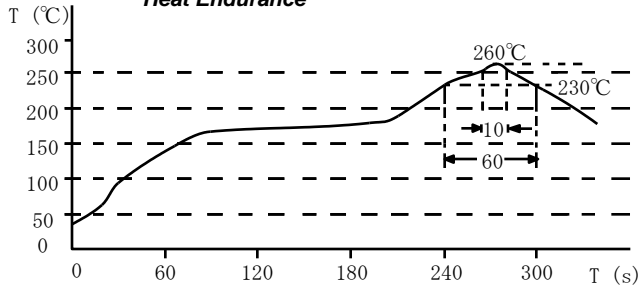


# SMD Power Inductor CDRH8D28

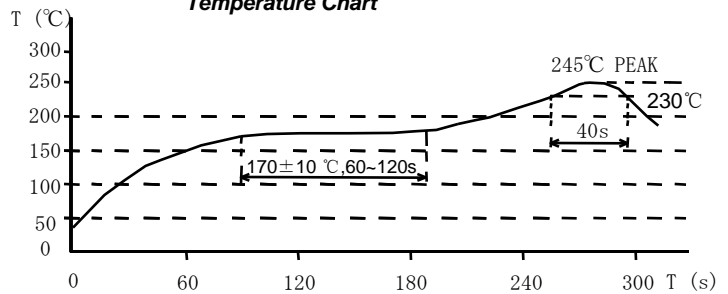


## Solder Reflow Condition

Heat Endurance



Temperature Chart



Please refer to the sales offices on our website - <http://www.sumida.com>

### Hong Kong

Tel.+852-2880-6781  
FAX.+852-2565-9600  
[sales@hk.sumida.com](mailto:sales@hk.sumida.com)

### Saitama(Japan)

Tel.+81-48-691-7300  
FAX.+81-48-691-7340  
[sales@jp.sumida.com](mailto:sales@jp.sumida.com)

### Chicago

Tel.+1-847-545-6700  
FAX. +1-847-545-6720  
[sales@us.sumida.com](mailto:sales@us.sumida.com)

### Shanghai

Tel.+86-21-5836-3299  
FAX.+86-21-5836-3266  
[shanghai.sales@cn.sumida.com](mailto:shanghai.sales@cn.sumida.com)

### Seoul

Tel.+82-2-6237-0777  
FAX.+82-2-6237-0778  
[sales@kr.sumida.com](mailto:sales@kr.sumida.com)

### Obernzell

Tel.+49-8591-937-0  
FAX. +49-8591-937-103  
[contact@eu.sumida.com](mailto:contact@eu.sumida.com)

### Shenzhen

Tel.+86-755-8291-0228  
FAX.+86-755-8291-0338  
[shenzhen.sales@cn.sumida.com](mailto:shenzhen.sales@cn.sumida.com)

### Singapore

Tel.+65-6296-3388  
FAX.+65-6841-4426  
[sales@sg.sumida.com](mailto:sales@sg.sumida.com)

### Neumarkt

Tel.+49-9181-4509-110  
FAX. +49-9181-4509-310  
[infocomp@eu.sumida.com](mailto:infocomp@eu.sumida.com)

### Taipei

Tel.+886-2-8751-2737  
FAX.+886-2-8751-2738  
[sales@tw.sumida.com](mailto:sales@tw.sumida.com)

### San Jose

Tel.+1-408-321-9660  
FAX.+1-408-321-9308  
[sales@us.sumida.com](mailto:sales@us.sumida.com)

## Looking for pricing, stock, or lifecycle information?

Click below to explore more details on WIN SOURCE:

- ⊖ [View CDRH8D28NP-3R3NC on WIN SOURCE](#)
- ⊖ [Sumida America Components Inc. Information](#)

## Optimize Your Supply Chain with WIN SOURCE Solutions

- ✓ Global Sourcing Solution
- ✓ Obsolete Management
- ✓ Cost Control Management
- ✓ Shortage Management
- ✓ Alternative Solution
- ✓ Excess Inventory Management