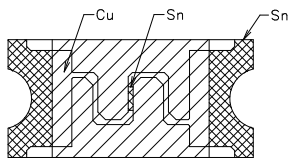
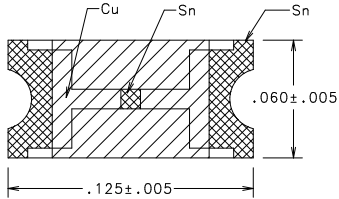
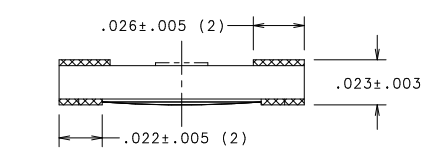
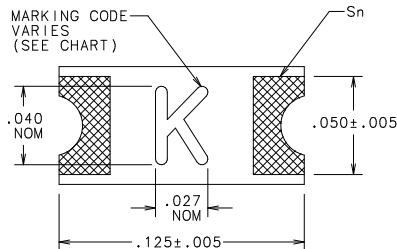
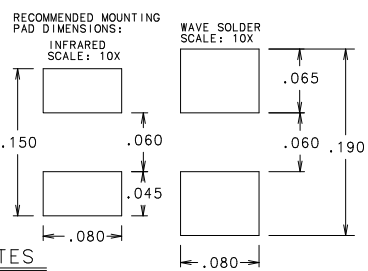


CATALOG NO	RATING (AMPS)	VOLTAGE RATING	INTERRUPTING RATING	COLD RESIST. mOHMS	VOLTAGE DROP NOM V	MARKING CODE
0466.125NR	1/8	125V	50A	1500-2500	-	B
0466.200NR	.200	125V	50A	690-1185	-	C
0466.250NR	1/4	125V	50A	440-800	-	D
0466.375NR	3/8	125V	50A	300-460	-	E
0466.500NR	1/2	63V	50A	180-305	-	F
0466.750NR	.75	63V	50A	88-124	-	G
0466001.NR	1.0	63V	50A	63-87	-	H
04661.25NR	1-1/4	63V	50A	48-66	-	J
046601.5NR	1-1/2	63V	50A	39-52	-	K
04661.75NR	1-3/4	63V	50A	32-43	-	L
0466002.NR	2	63V	50A	26-34	-	N
046602.5NR	2-1/2	32V	50A	20-26	-	O
0466003.NR	3.0	32V	50A	16-22	-	P
0466004.NR	4.0	24V	35A	12-16	-	S
0466005.NR	5.0	24V	35A	9.5-12.1	-	T
0466007.NR	7.0	24V	35A	6.5-8.3	-	U
0466010.NR	10.0	24V	35A	4.3-5.6	-	X



.200 AMP AND ABOVE

.125 AMP ONLY



NOTES

- CONSTRUCTION MATERIALS:
BODY: ADVANCED HIGH TEMPERATURE SUBSTRATE
TERMINATIONS: COPPER/NICKEL/TIN (MATTE FINISH)
COVER COAT: CONFORMAL COATING
- INSULATION RESISTANCE (AFTER OPENING):
EXCEED 10k Ω
- OPERATING TEMPERATURE RANGE:
-55°C TO 125°C
- VIBRATION:
WITHSTANDS 10-55 HZ PER MIL-STD-202F, METHOD 201A AND 10-2000 HZ AT 20G'S PER MIL-STD-202F, METHOD 204D, CONDITION D
- THERMAL SHOCK:
WITHSTANDS 5 CYCLES OF -55°C TO 125°C
- RESISTANCE TO SOLDERING HEAT:
WITHSTANDS 60 SECONDS ABOVE 200°C UP TO 260°C MAXIMUM.
- SOLDERING PARAMETERS:
WAVE SOLDER - 260°C, 10 SECONDS, MAX.
INFRARED SOLDER - 260°C, 30 SECONDS, MAX.
- PACKAGING:
8mm TAPE AND REEL PER EIA - RS481 (EQUIVALENT TO IEC 286 - 3); 5000 FUSES PER REEL.
- METER EXCITATION CURRENT MUST BE LESS THAN 10% OF FUSE RATING.

ELECTRICAL CHARACTERISTICS	
1 OF RATING	OPENING TIME
100%	4 HOURS MIN
200%	5 SECONDS MAX
300%	0.2 SECONDS MAX

1. MEASURED AT 10X RATED CURRENT, 25°C

NO COMPONENT NO		DESCRIPTION		QTY/M	U/M
BILL OF MATERIAL					
COP/IES TO		MATERIAL SPEC		FINISH	
1	9 18	DRW	DATE	SCALE	QTY.1 OR NOTED
2	10 19	JMB	2/6/02		
3	12 20	CHK	DATE	SUPER DRW	
4	13 21	APPD	DATE	RAW STK WT	
5	14 23		DATE		LBS/M
6	15 33				
7	16 43				TOLERANCE UNLESS OTHERWISE SPECIFIED
8	17 53				TWO PLACE DEC ±.010 FRACTION ±
					THREE PLACE DEC ±.005 ANGULAR ±1°
TITLE					
SLIM 1206 "LEAD FREE" SMF FUSE (1206" CHIP SIZE)					
LTR		REVISION		CHK	APD
A	60806 - RELEASED 3/26/02	JMB			

UNLESS OTHERWISE SPECIFIED, DIMENSIONS DO NOT INCLUDE PLATING.

CPK DENOTES CRITICAL CHARACTERISTICS.

CPK DENOTES CPK DIMENSIONS - MINIMUM CPK VALUE

DENOTES A CHARACTERISTIC THAT PROVIDES AN INDICATION OF THE PROCESSING TO BE USED IN THE MEASUREMENT

CPK DENOTES CP DIMENSIONS - MINIMUM CP VALUE

CPK DENOTES CP DIMENSIONS - MINIMUM CP VALUE

CPK DENOTES CP DIMENSIONS - MINIMUM CP VALUE

CPK DENOTES CP DIMENSIONS - MINIMUM CP VALUE

CPK DENOTES CP DIMENSIONS - MINIMUM CP VALUE

CPK DENOTES CP DIMENSIONS - MINIMUM CP VALUE

CPK DENOTES CP DIMENSIONS - MINIMUM CP VALUE

CPK DENOTES CP DIMENSIONS - MINIMUM CP VALUE

CPK DENOTES CP DIMENSIONS - MINIMUM CP VALUE

CPK DENOTES CP DIMENSIONS - MINIMUM CP VALUE

CPK DENOTES CP DIMENSIONS - MINIMUM CP VALUE

UNCONTROLLED DOCUMENT

Littlefuse
DES PLAINES, ILLINOIS 60018

REV. NO. A

OUTLINE 0466000.NR

Looking for pricing, stock, or lifecycle information?

Click below to explore more details on WIN SOURCE:

 [View 0466.375NR on WIN SOURCE](#)

 [Littelfuse Inc. Information](#)

Optimize Your Supply Chain with WIN SOURCE Solutions

-  Global Sourcing Solution
-  Obsolete Management
-  Cost Control Management
-  Shortage Management
-  Alternative Solution
-  Excess Inventory Management