



**THE DATASHEET OF  
BD7411G-EVK-001**



## Hall Effect Sensor

# BD7411G-EVK-001 Manual

BD7411G-EVK-001 is an evaluation board for BD7411G, which is ROHM hall effect sensor. This User's Guide is about how to use BD7411G-EVK-001 together with ROHM Shield for Arduino\*1.

\*1 ROHM Shield for Arduino is sold separately or as part of ROHM sensor evaluation kit. This User's Guide uses Shield-EVK-001 of Shield for Arduino.

## Preparation

- BD7411G-EVK-001 1pc
- Shield for Arduino 1pc
- Arduino Uno 1pc
- USB Cable 1pc
- Computer Installed Arduino IDE 1pc
  - Requirement: Arduino IDE 1.8.13 or higher
  - Please get Arduino IDE from the link below:  
<http://www.arduino.cc/>

## Setting

1. Connect Arduino Uno and Shield for Arduino. (Figure 1)




Figure 1. Connection of Arduino Uno and Shield for Arduino

2. Connect BD7411G-EVK-001 to the socket of I2C area on Shield for Arduino. (Figure 2)
3. Set the voltage of Shield for Arduino to 5V. (Figure 2)




Figure 2. Voltage Setting and Connection of Shield for Arduino

4. Connect Arduino Uno to Computer using USB cable.
5. Get BD7411G Software\*2 from the link below:  
<https://www.rohm.com/sensor-shield-support>
- \*2 The software is subject to change without notice.
6. Launch Arduino IDE.
7. Select [Sketch] -> [Include Library] -> [Add.ZIP library...], then BD7411G Software. (Figure 3)

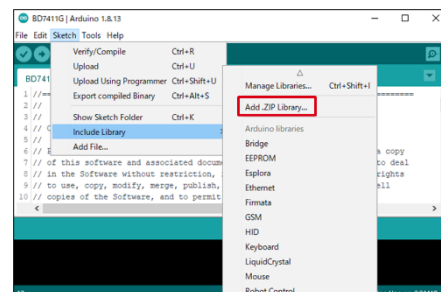


Figure 3. Software Installation

8. Select [File] -> [Examples] -> [Examples from custom libraries], then BD7411G Software.

**Measurement**

1. Select [Tools]. Set Board to “Arduino Uno” and Port to “COMxx (Arduino Uno)” \*3. (Figure 4)

\*3 COM number is different in each environment.

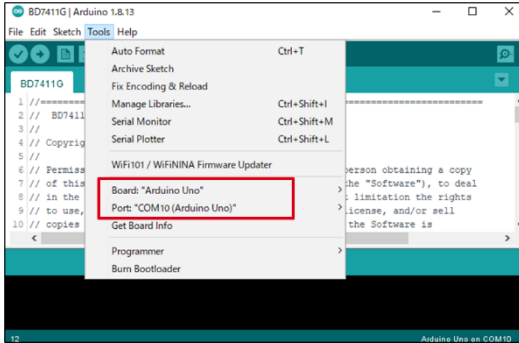


Figure 4. Board and Port Setting

2. Click the write button and wait for the message “Done uploading.”. (Figure 5)

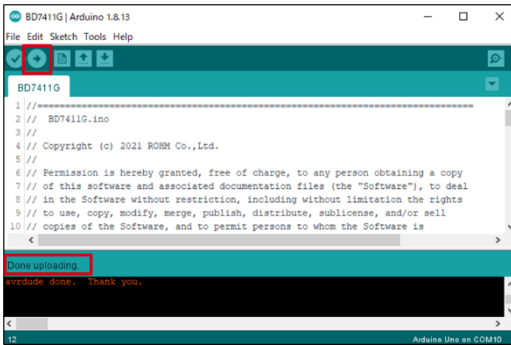


Figure 5. Done Uploading

3. Select [Tools] -> [Serial Monitor]. (Figure 6)

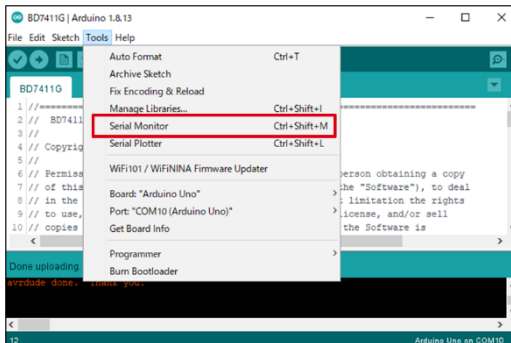


Figure 6. Selecting Serial Monitor

4. Set the baudrate to 115200 baud and check log of Serial Monitor. (Figure 7)

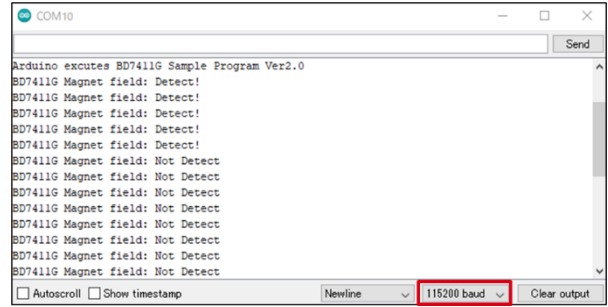



Figure 7. Example of Serial Monitor

**Board Information \*4**

\*4 Board Information is subject to change without notice.

- Communication Interface: Analog
- Selectable Voltage of Shield for Arduino: 5V
- Supply Voltage for VDD: 4.5V – 5.5V
- Operating Temperature Range: -40°C - +85°C



Front

Back

Figure 8. Board Pictures

Table 1. Parts Information

Parts Number	Description
U11	IC: BD7411G
C29	Bypass capacitor for VDD: 0.1uF
CN8	Pin header: 2.54 mm pitch, Φ0.8

## Notes

- 1) The information contained herein is subject to change without notice.
- 2) Before you use our Products, please contact our sales representative and verify the latest specifications :
- 3) Although ROHM is continuously working to improve product reliability and quality, semiconductors can break down and malfunction due to various factors.  
Therefore, in order to prevent personal injury or fire arising from failure, please take safety measures such as complying with the derating characteristics, implementing redundant and fire prevention designs, and utilizing backups and fail-safe procedures. ROHM shall have no responsibility for any damages arising out of the use of our Products beyond the rating specified by ROHM.
- 4) Examples of application circuits, circuit constants and any other information contained herein are provided only to illustrate the standard usage and operations of the Products. The peripheral conditions must be taken into account when designing circuits for mass production.
- 5) The technical information specified herein is intended only to show the typical functions of and examples of application circuits for the Products. ROHM does not grant you, explicitly or implicitly, any license to use or exercise intellectual property or other rights held by ROHM or any other parties. ROHM shall have no responsibility whatsoever for any dispute arising out of the use of such technical information.
- 6) The Products specified in this document are not designed to be radiation tolerant.
- 7) For use of our Products in applications requiring a high degree of reliability (as exemplified below), please contact and consult with a ROHM representative : transportation equipment (i.e. cars, ships, trains), primary communication equipment, traffic lights, fire/crime prevention, safety equipment, medical systems, servers, solar cells, and power transmission systems.
- 8) Do not use our Products in applications requiring extremely high reliability, such as aerospace equipment, nuclear power control systems, and submarine repeaters.
- 9) ROHM shall have no responsibility for any damages or injury arising from non-compliance with the recommended usage conditions and specifications contained herein.
- 10) ROHM has used reasonable care to ensure the accuracy of the information contained in this document. However, ROHM does not warrants that such information is error-free, and ROHM shall have no responsibility for any damages arising from any inaccuracy or misprint of such information.
- 11) Please use the Products in accordance with any applicable environmental laws and regulations, such as the RoHS Directive. For more details, including RoHS compatibility, please contact a ROHM sales office. ROHM shall have no responsibility for any damages or losses resulting non-compliance with any applicable laws or regulations.
- 12) When providing our Products and technologies contained in this document to other countries, you must abide by the procedures and provisions stipulated in all applicable export laws and regulations, including without limitation the US Export Administration Regulations and the Foreign Exchange and Foreign Trade Act.
- 13) This document, in part or in whole, may not be reprinted or reproduced without prior consent of ROHM.





Thank you for your accessing to ROHM product informations.  
More detail product informations and catalogs are available, please contact us.

**ROHM Customer Support System**


<http://www.rohm.com/contact/>

## Looking for pricing, stock, or lifecycle information?

Click below to explore more details on WIN SOURCE:

-  [View BD7411G-EVK-001 on WIN SOURCE](#)
-  [Rohm Semiconductor Information](#)

## Optimize Your Supply Chain with WIN SOURCE Solutions

-  Global Sourcing Solution
-  Obsolete Management
-  Cost Control Management
-  Shortage Management
-  Alternative Solution
-  Excess Inventory Management