

Surface Mount Fuses

NANO²® > 250V UMF Time Lag Fuse > 465 Series

465 Series Fuse



Description

The Surface Mount Nano²® 250V UMF product family complies with IEC Publication IEC60127-4-Universal Modular Fuse-Links [UMF]. This IEC standard has been accepted world wide.

Features

- Listed to IEC 60127-4, Universal Modular Fuse-Links (UMF)
- 250VAC Voltage rating
- RoHS compliant and Halogen Free

Agency Approvals

AGENCY	AGENCY FILE NUMBER	AMPERE RANGE
	NBK030205-E10480B	1A - 5A
	NBK101105-E184655	6.3A
	E184655	0.25A - 6.3A

Applications

- Power supply
- White goods
- Lighting system
- Industrial equipment

Electrical Characteristics for Series

% of Ampere Rating	Opening Time
125%	1 hour, Minimum
200%	2 minutes, Maximum
1000%	0.01 sec., Min.; 0.1 sec., Max.

Additional Information



Datasheet



Resources



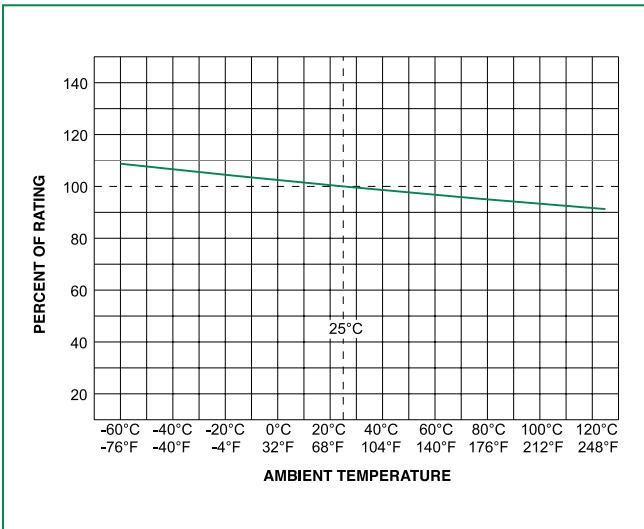
Samples

Electrical Specifications by Item

Ampere Rating (A)	Amp Code	Max Voltage Rating (V)	Interrupting Rating	Nominal Cold Resistance (Ohms)	Nominal Melting I ² t (A ² sec)	Agency Approvals	
1.00	001.	250	100A@250VAC	0.1070	2.5	x	x
1.25	1.25	250		0.0830	5.6	x	x
1.60	01.6	250		0.0560	9.0	x	x
2.00	002.	250		0.0390	14.4	x	x
2.50	02.5	250		0.0260	19.6	x	x
3.15	3.15	250		0.0210	32.4	x	x
4.00	004.	250		0.0160	48.4	x	x
5.00	005.	250		0.0130	90.0	x	x
6.30	06.3	250		0.0088	144.4	x	x

Notes:
 - I²t calculated at 8ms.
 - Resistance is measured at 10% of rated current, 25°C
 - For information and availability of additional ratings please contact Littelfuse

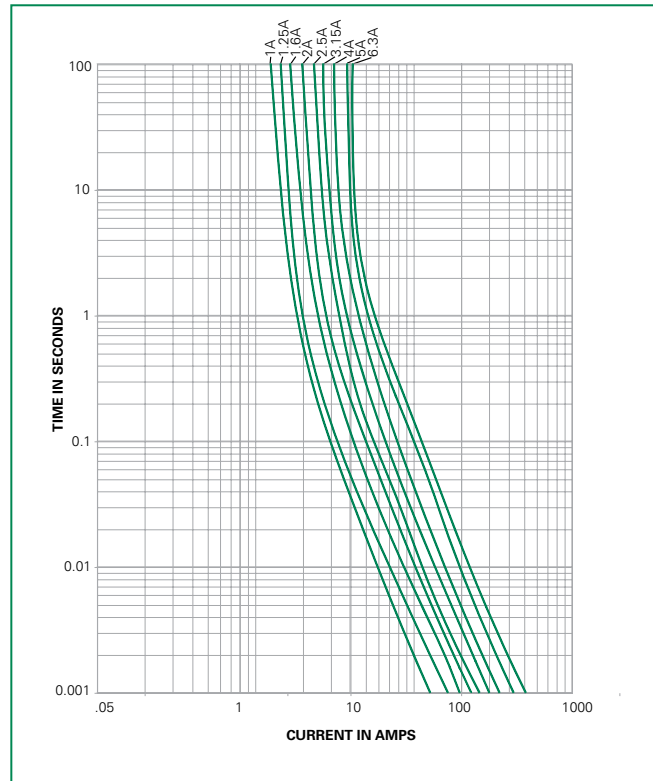
Temperature Re-rating Curve



Note:

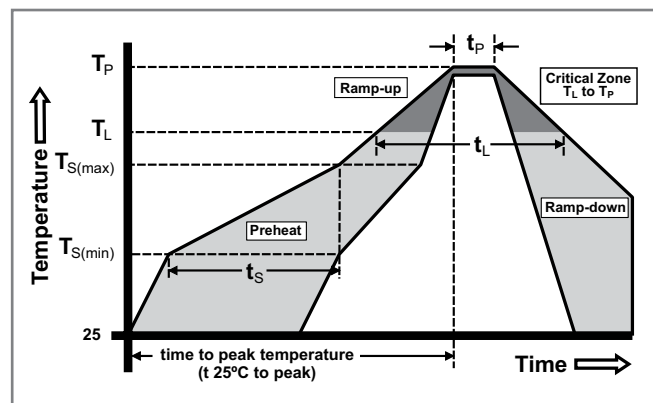
1. Rerating depicted in this curve is in addition to the standard derating of 15% for continuous operation.

Average Time Current Curves



Soldering Parameters

Reflow Condition		Pb – Free assembly
Pre Heat	- Temperature Min ($T_{s(min)}$)	150°C
	- Temperature Max ($T_{s(max)}$)	200°C
	- Time (Min to Max) (t_s)	60 – 120 secs
Average ramp up rate (Liquidus Temp (T_L) to peak)		5°C/second max.
$T_{s(max)}$ to T_L - Ramp-up Rate		5°C/second max.
Reflow	- Temperature (T_L) (Liquidus)	217°C
	- Temperature (t_L)	60 – 90 seconds
Peak Temperature (T_p)		260 ^{+0/-5} °C
Time within 5°C of actual peak Temperature (t_p)		20 – 40 seconds
Ramp-down Rate		5°C/second max.
Time 25°C to peak Temperature (T_p)		8 minutes max.
Do not exceed		260°C
Wave Soldering Parameters		260°C Peak Temperature, 3 seconds max.

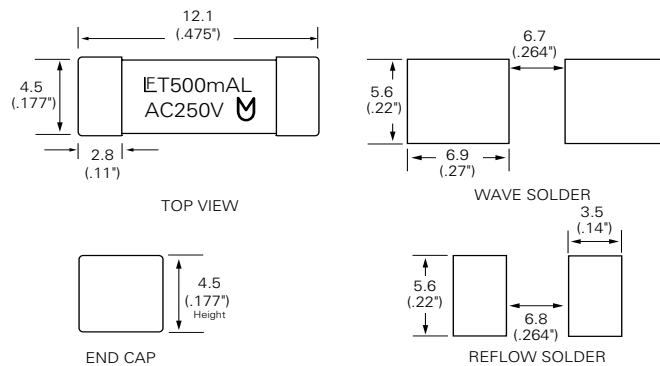


Product Characteristics

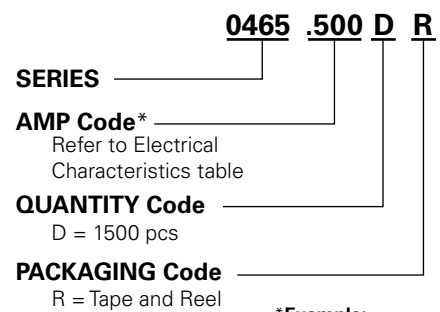
Materials	Body: High Performance Ceramic Terminations: Silver plated brass.
Product Marketing	Brand, Ampere Rating, Voltage Rating, UMF Logo
Operating Temperature	-55°C to 125°C.
Moisture Sensitivity Level	J-STD-020, Level 1
Solderability	IEC60127-4
Insulation Resistance (after opening)	IEC 60127-4 (0.1Mohm min @ 500VDC)
Shock	MIL-STD-202, Method 213, Test Condition A

Thermal Shock	MIL-STD-202, Method 107, Test Condition B , 5 cycles, -65°C to 125°C
Mechanical Shock	MIL-STD-202, Method 213, Test Condition A
Vibration	MIL-STD-202, Method 201 (10-55 Hz)
Moisture Resistance	MIL-STD-202, Method 106, 10 cycles
Salt Spray	MIL-STD-202, Method 101, Test Condition B (48hrs)
Resistance to Soldering Heat	IEC 60127-4

Dimensions



Part Numbering System



***Example:**
 2.5 amp product is 046502.5DR
 (0.5 amp product shown above).

Packaging

Packaging Option	Packaging Specification	Quantity	Quantity & Packaging Code
24mm Tape and Reel	EIA RS-481-1 (IEC 286, part 3)	1500	DR

Looking for pricing, stock, or lifecycle information?

Click below to explore more details on WIN SOURCE:

 [View 0465004.DR on WIN SOURCE](#)

 [Littelfuse Inc. Information](#)

Optimize Your Supply Chain with WIN SOURCE Solutions

-  Global Sourcing Solution
-  Obsolete Management
-  Cost Control Management
-  Shortage Management
-  Alternative Solution
-  Excess Inventory Management