



**THE DATASHEET OF
B39881B7731B610**





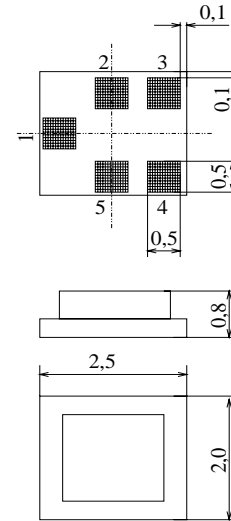
SAW Components

Data Sheet B7731



Features

- Low-loss RF filter for mobile telephone cellular system, receive path
- Low amplitude ripple
- Usable passband 25 MHz
- Unbalanced to balanced operation
- Impedance transformation from 50 Ω to 100 Ω
- Package for **Surface Mounted Technology (SMT)**

Chip Size SAW package QCS5A


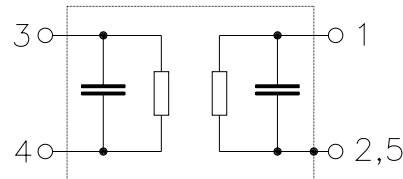
Dimensions in mm, approx. weight 0,015g

Terminals

- Ni, gold-plated

Pin configuration

- | | |
|-----|-------------------|
| 1 | Input, unbalanced |
| 3,4 | Balanced output |
| 2,5 | Case ground |



Type	Ordering code	Marking and Package according to	Packing according to
B7731	B39881-B7731-B610	C61157-A7-A71	F61074-V8153-Z000

Electrostatic Sensitive Device (ESD)

Maximum ratings

Operable temperature range	T	- 30 / + 85	$^{\circ}\text{C}$	source impedance 50 Ω CDMA signal
Storage temperature range	T_{stg}	- 40 / + 85	$^{\circ}\text{C}$	
DC voltage	V_{DC}	5	V	
Input power max.	P_{IN}	0	dBm	



SAW Components

B7731

Low-Loss Filter for Mobile Communication

881,5 MHz

Data Sheet



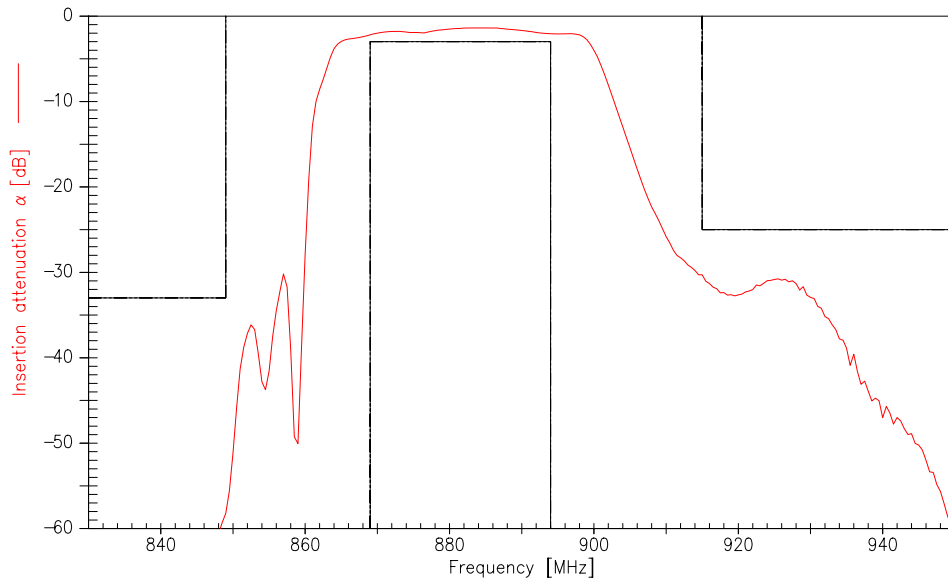
Characteristics

Operating temperature range: $T = -30$ to $+85$ °C
 Terminating source impedance: $Z_S = 50$ Ω
 Terminating load impedance: $Z_L = 100$ Ω

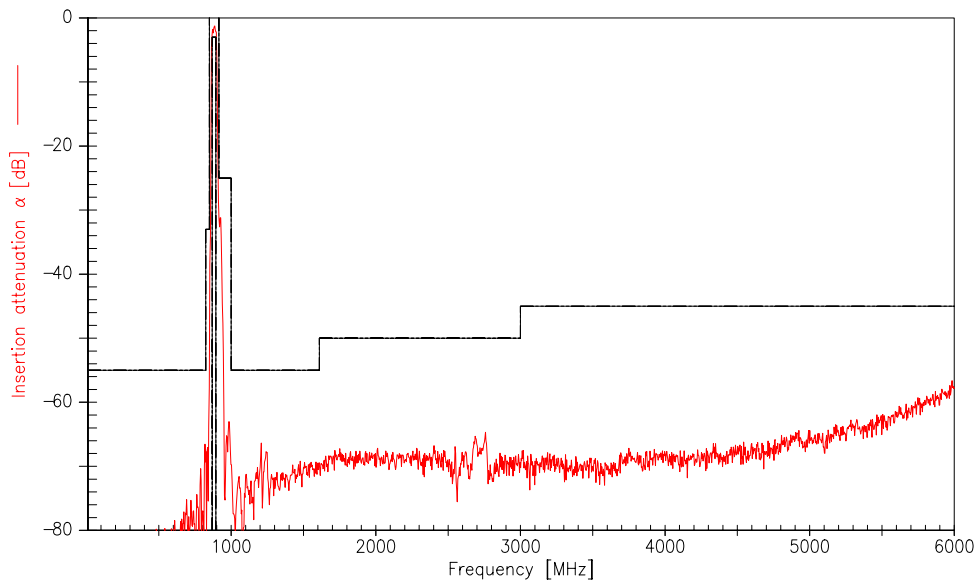
			min.	typ.	max.	
Center frequency	f_C		—	881,5	—	MHz
Maximum insertion attenuation	α_{max}					
	869,0 ... 894,0	MHz	—	2,4	3,0	dB
Amplitude ripple (p-p)	$\Delta\alpha$					
	869,0 ... 894,0	MHz	—	1,0	1,6	dB
Input VSWR						
	869,0 ... 894,0	MHz	—	1,9	2,0	
Output VSWR						
	869,0 ... 894,0	MHz	—	2,0	2,1	
Attenuation	α					
	0,0 ... 824,0	MHz	55,0	64,0	—	dB
	824,0 ... 849,0	MHz	33,0	50,0	—	dB
	915,0 ... 1000,0	MHz	25,0	31,0	—	dB
	1000,0 ... 1610,0	MHz	55,0	63,0	—	dB
	1610,0 ... 3000,0	MHz	50,0	64,0	—	dB
	3000,0 ... 6000,0	MHz	45,0	68,0	—	dB
Amplitude Imbalance			-0,8	—	0,8	dB
Phase Imbalance			-4,5	—	3,5	degree



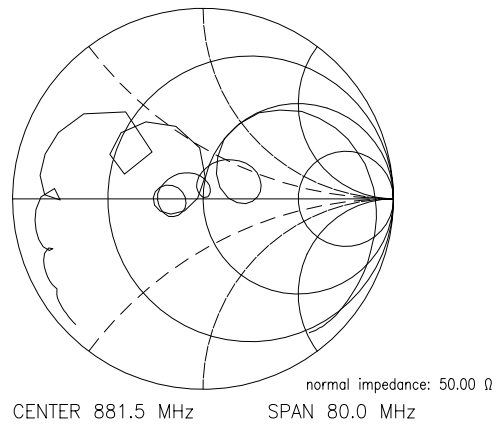
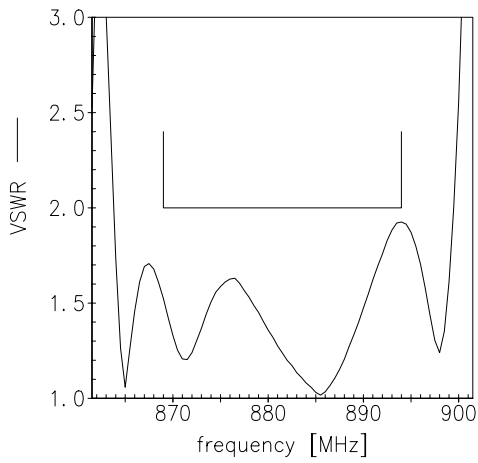
Transfer function



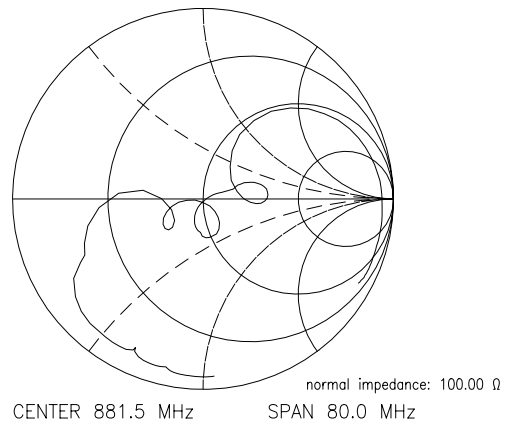
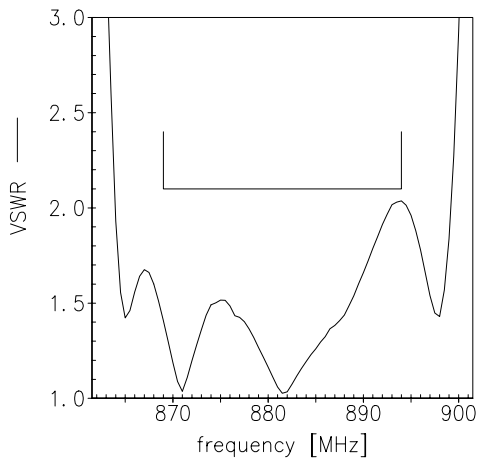
Transfer function (wideband)



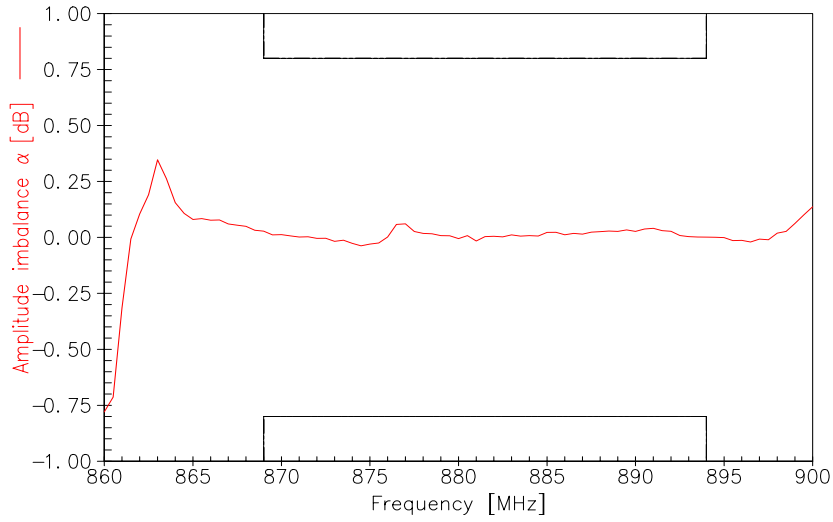
S_{11}



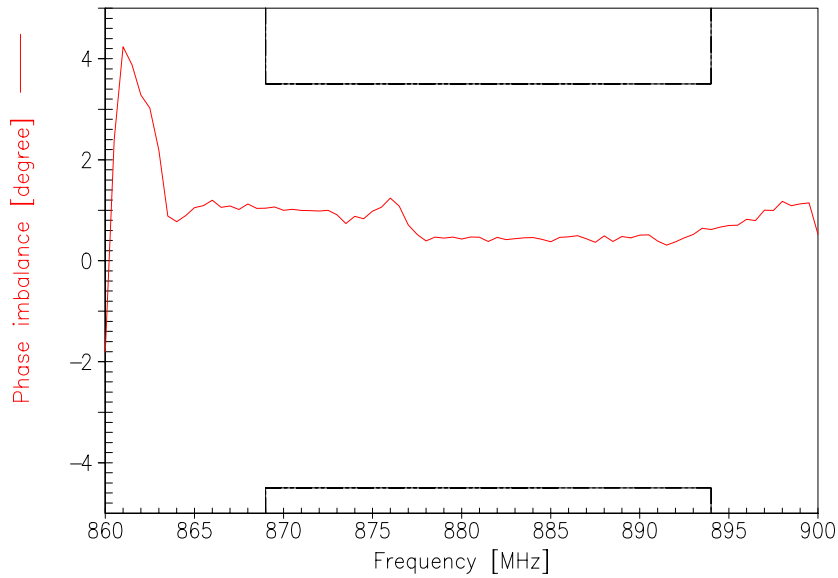
S_{22}



Amplitude imbalance



Phase imbalance





SAW Components

B7731

Low-Loss Filter for Mobile Communication

881,5 MHz

Data Sheet



Published by EPCOS AG

Surface Acoustic Wave Components Division, SAW MC WT

P.O. Box 80 17 09, 81617 Munich, GERMANY

© EPCOS AG 2002. Reproduction, publication and dissemination of this brochure and the information contained therein without EPCOS' prior express consent is prohibited.

Purchase orders are subject to the General Conditions for the Supply of Products and Services of the Electrical and Electronics Industry recommended by the ZVEI (German Electrical and Electronic Manufacturers' Association), unless otherwise agreed.

This brochure replaces the previous edition.

For questions on technology, prices and delivery please contact the Sales Offices of EPCOS AG or the international Representatives.

Due to technical requirements components may contain dangerous substances. For information on the type in question please also contact one of our Sales Offices.

Looking for pricing, stock, or lifecycle information?

Click below to explore more details on WIN SOURCE:

 [View B39881B7731B610 on WIN SOURCE](#)

 [Qualcomm](#) Information

Optimize Your Supply Chain with WIN SOURCE Solutions

-  Global Sourcing Solution
-  Obsolete Management
-  Cost Control Management
-  Shortage Management
-  Alternative Solution
-  Excess Inventory Management