



**THE DATASHEET OF
APC18T12-9L**



Data Sheet


Total Power: 75 Watts
Input Voltages: 10.0 - 14.0 V
of Outputs: Single

SPECIAL FEATURES

- Point-of-load (POL) applications
- High current slew rate at 2.5 A / μS ¹
- Open frame SMT
- High efficiency, 3.3 V @ 92% typical
- Adjustable output through external resistor programming
- -40 °C to +85 °C ambient operating temperature
- UVLO protection
- Positive Enable function
- Low output ripple and noise
- Regulation to zero load

SAFETY

- UL/cUL 60950 Recognized
- TÜV EN60950 Licensed



Electrical Specifications

Input	
Input voltage range	10.0 - 14.0 V
Input surge	15 V
Efficiency	3.3 V @ 92% typical
Control	
Enable	TTL compatible (positive enable)
Output	
Regulation (line, Load, Temp)	<3%
Load current	18 A max
Ripple and noise ¹	50 mV
Output adjust range	0.75 V - 5.5 V
Current slew rate	up to 2.5 A / μS
Transient response ¹	3% typical deviation (for 5 V _o) for 50% to 75% step load 200 μS recovery
Remote sense	10% of V _o
Turn on input voltage	10 V (typical)
UVLO hysteresis	1 V (typical)
OCP/OTP	Hiccup - auto recovery
Isolation	Non-isolated module

Environmental Specifications

Operating temperature	-40 °C to +85 °C
Storage temperature	-40 °C to +125 °C
MTBF	1 million hours

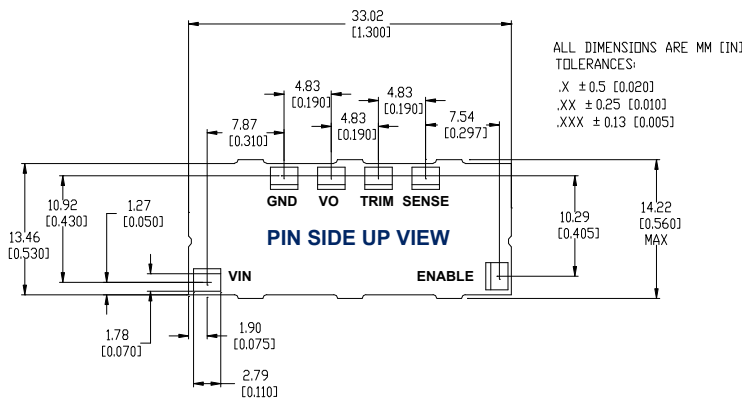
Ordering Information

Model Number	Input Voltage	Output Voltage	Output Current	Efficiency (Typical)
APC18T12-9(J)L	10.0 - 14.0 V	0.75 - 5.50 Vdc	18 A	92%

Note:

18 A max output current with total output power limited to 75 W - minimal output derating required
 Typical efficiency for 3.3 V output; full load; nominal input voltage; 200 LFM at Ta = 25 °C
 Suffix "J" designates tray packaging, non "J" is tape and reel

Mechanical Drawings

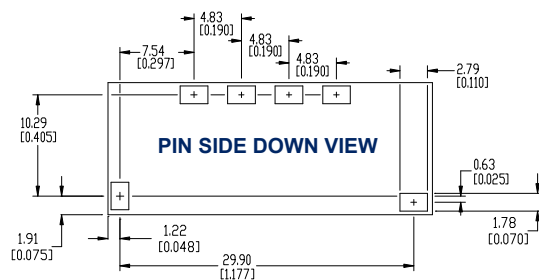


Notes:

1. 200 uF and 2x 150uF input and output capacitance required.
2. All specifications are typical at nominal line, full load and 25°C ambient temperature unless otherwise noted.
3. All specifications subject to change without notice. Mechanical drawings are for reference only.
4. Technical Reference Notes should be consulted for detailed information
5. Warranty: One year

Recommended PAD Layout

PAD Size
 MIN: 1.6 x 2.8 mm [0.065 x 0.110 inches]
 REC: 1.8 x 2.8 mm [0.070 x 0.110 inches]
 MAX: 2.0 x 3.0 mm [0.080 x 0.130 inches]



WORLDWIDE OFFICES

Americas

2900 South Diablo Way
 Suite B100
 Tempe, AZ 85282, USA
 +1 888 412 7832

Europe (UK)

Ground Floor Offices, Barberry House
 4 Harbour Buildings, Waterfront West
 Brierley Hill, West Midlands
 DY5 1LN, UK
 +44 (0) 1384 842 211

Asia (HK)

14/F, Lu Plaza
 2 Wing Yip Street
 Kwun Tong, Kowloon
 Hong Kong
 +852 2176 3333



www.artesyn.com

Artesyn Embedded Technologies, Artesyn Embedded Power, Artesyn, and all Artesyn related logos are trademarks and service marks of Artesyn Embedded Technologies, Inc. All other names and logos referred to are trade names, trademarks, or registered trademarks of their respective owners. Specifications are subject to change without notice. © 2019 Artesyn Embedded Technologies, Inc. All rights reserved. For full legal terms and conditions, please visit www.artesyn.com/legal.

For more information: www.artesyn.com
 For support: productsupport.ep@artesyn.com

Looking for pricing, stock, or lifecycle information?

Click below to explore more details on WIN SOURCE:

- ⊖ [View APC18T12-9L on WIN SOURCE](#)
- ⊖ [Artesyn Embedded Technologies Information](#)

Optimize Your Supply Chain with WIN SOURCE Solutions

- ✓ Global Sourcing Solution
- ✓ Obsolete Management
- ✓ Cost Control Management
- ✓ Shortage Management
- ✓ Alternative Solution
- ✓ Excess Inventory Management