


















# Screws

Image	Part Number	Description	Fits
	6001	#0 x 9/16 Flat Head	M4
	6002	#2 x 3/8 Flat Head (Hi/Lo)	CA4
	6003	#2 x 1/2 Flat Head	C4, CH4, H-Series, M6, M8
	6004	#4 x 1/4 Pan Head	Circuit Boards and Standoff Holes
	6005	#4 x 3/8 Pan Head	All S-Series & SL-Series
	6006	#4 x 1/2 Flat Head	A-Series & Wall Mount Plates
	6007	#2 x 3/4 Flat Head	C8, CH8, C10, C12, C28, CA8, CA10
	6008	#2 x 9/16 Flat Head (Hi/Lo)	C6, CH6, CA6, CA8, CA10
	6009	#6 x32 x 1 Pan Head	G-Series
	6010	#6 x 32 x 5/16 Button Head	G-Series
	6011	#4 x 1/2 Flat Head	R-Series (Aluminum plate screws)
	6012	#6 x 5/8 Phil Truss type B	R-Series (Pull handle cover screws)
	6013	#4 x 3/16 Phil Pan type H/L	Circuit Boards
	6101	#6 x 32 Small Pattern Hex Nut	G-Series



## Looking for pricing, stock, or lifecycle information?

Click below to explore more details on WIN SOURCE:

 [View 6006 on WIN SOURCE](#)

 [Serpac Information](#)

## Optimize Your Supply Chain with WIN SOURCE Solutions

-  Global Sourcing Solution
-  Obsolete Management
-  Cost Control Management
-  Shortage Management
-  Alternative Solution
-  Excess Inventory Management