



THE DATASHEET OF
56400001009



562/564 Series

Circuit Board Mount Blocks for TE5/TR5 Type Fuses



562 Series Holder

564 Series Holder

Product Characteristics

	562 Series	564 Series
Compatible Fuses	TR5/TE5	
Materials	Block: Black Thermoplastic, UL94 V-0 PET Terminals: Copper alloy; solderable tinned	
Electrical Data (23°C)	Rated Voltage: 250V Max. Current/Power: 6.3A/1.6W	
Mounting	PC Board, 5.08mm pin spacing	PC Board, 5.08mm pad spacing
Minimum Cross Section	Conducting path - 0.1mm ²	Conducting path - 0.1mm ²
Unit Weight	0.12g	0.44g
Ambient Temperature	- 40°C to + 85°C	

Ordering Information

Ordering Number	Circuit Board Mounting	Packaging
56200001009	Thru-Hole	1000 (Bulk pack)
56400001009	Surface Mount	1500 (Tape /Reel)

Agency Approvals

Agency	Agency File Number	
	562 Series	564 Series
	E14721	E14721

Additional Information



Resources
562 Series



Accessories
562 Series



Samples
562 Series



Resources
564 Series



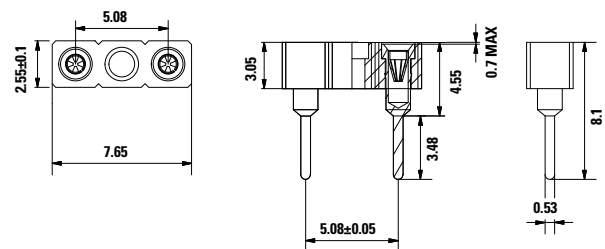
Accessories
564 Series



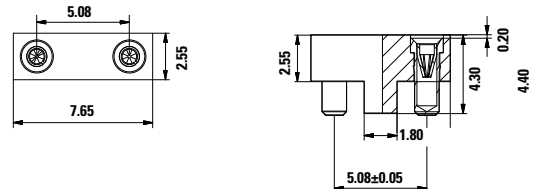
Samples
564 Series

Dimensions units in mm

562 Series Holder



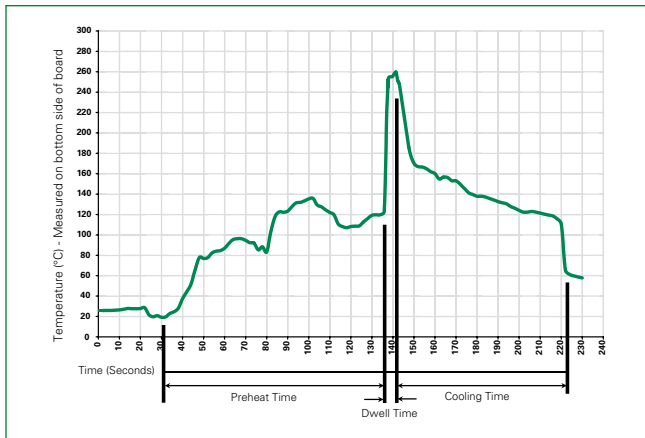
564 Series Holder



562/564 Series

Circuit Board Mount Blocks for TE5/TR5 Type Fuses

Soldering Parameters - Wave Soldering



Recommended Process Parameters:

Wave Parameter	Lead-Free Recommendation
Preheat: (Depends on Flux Activation Temperature)	(Typical Industry Recommendation)
Temperature Minimum:	100°C
Temperature Maximum:	150°C
Preheat Time:	60-180 seconds
Solder Pot Temperature:	260°C Maximum
Solder Dwell Time:	2-5 seconds

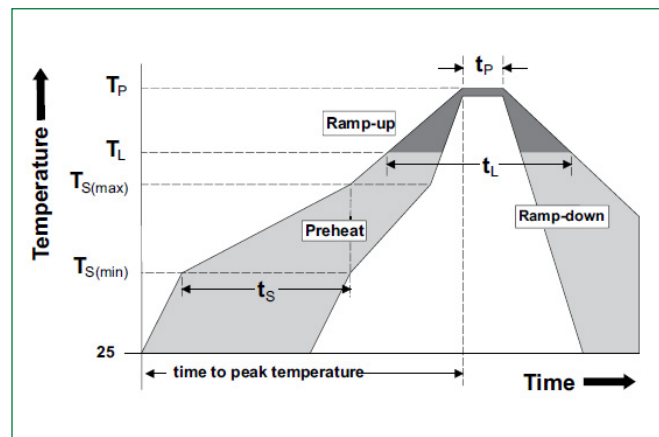
Recommended Hand-Solder Parameters:

Solder Iron Temperature: 350°C +/- 5°C
 Heating time: 5 seconds max

Note: These devices are not recommended for IR and Convection Reflow process

Soldering Parameters - Reflow Soldering

Reflow Condition	Pb - Free assembly	
Number of allowed reflow cycles	3	
Pre Heat	-Temperature Min ($T_{s(min)}$)	150°C
	-Temperature Max ($T_{s(max)}$)	200°C
	-Time (Min to Max) (t_p)	60 - 120 Secs.
Average ramp up rate (Liquidus Temp (T_L) to peak)	5°C/second max.	
$T_{s(max)}$ to T_L - Ramp-up Rate	5°C/second max.	
Reflow	- Temperature (T_L) (Liquidus)	217°C
	-Temperature (t_l)	60 - 150 seconds
Peak Temperature (T_p)	240 +/- 5 °C	
Time within 50C of actual peak Temperature (t_p)	30 secs. max.	
Ramp-down Rate	5°C/second max.	
Time 25°C to peak Temperature (T_p)	8 minutes max.	
Do not exceed	245°C	



Disclaimer Notice - Information furnished is believed to be accurate and reliable. However, users should independently evaluate the suitability of and test each product selected for their own applications. Littelfuse products are not designed for, and may not be used in, all applications. Read complete Disclaimer Notice at: www.littelfuse.com/disclaimer-electronics.

Looking for pricing, stock, or lifecycle information?

Click below to explore more details on WIN SOURCE:

 [View 56400001009 on WIN SOURCE](#)

 [Littelfuse Inc. Information](#)

Optimize Your Supply Chain with WIN SOURCE Solutions

-  Global Sourcing Solution
-  Obsolete Management
-  Cost Control Management
-  Shortage Management
-  Alternative Solution
-  Excess Inventory Management