



THE DATASHEET OF
3403.0283.23



Surface Mount Fuse, 5.3 x 16 mm, Time-Lag T, 277 VAC / 250 VDC, Breaking Capacity 1500 A



SMD fuse UMT-H

UL 248-14 · 277 VAC · 250 VDC · Time-Lag T

See below:

[Approvals and Compliances](#)

Description

- 26 rated currents from 160 mA to 50 A
- Square design: 5.3 x 16
- Impermeable to potting compound used to achieve hermetic seal for use in intrinsically safe applications according to ATEX and IECEx requirements.

Unique Selling Proposition

- High breaking capacity up to 1500 A
- High rated voltages up to 277 VAC / 250 VDC
- Compact design
- Suitable for pulse-shaped continuous currents

Applications

- Primary protection on SMD PCBs
- Sensors
- Power supplies
- Intrinsically Safe
- Illumination
- Battery protection

References


Fuse Kit [Fuse Kit UMT-H](#)

Weblinks

[pdf data sheet](#), [html datasheet](#), [General Product Information](#), [Distributor-Stock-Check](#), [Detailed request for product](#), [Microsite](#), [Video](#)

[Application Note Primary Protection in Equipment](#) with further information on increased [Pulse Strength](#) and their test conditions according to international standards see [Impulse Withstand Voltage](#)

Technical Data

Rated Voltage	250 - 277 VAC, 72 - 250 VDC
Rated current	0.16 - 50 A
Breaking Capacity	100-1500 A
Characteristic	Time-Lag T
Mounting	PCB, SMT
Admissible Ambient Temp.	-55 °C to 125 °C
Climatic Category	55/125/21 acc. to IEC 60068-1
Material: Housing	Ceramics
Material: Terminals	Ni/Sn-Plated Copper Alloy
Unit Weight	1.42 g
Storage Conditions	0 °C to 40 °C, max. 70% r.h.
Product Marking	 Rated current, Voltage, Characteristic, Breaking Capacity, Approvals

Soldering Methods	Reflow Soldering Profile
Solderability	245 °C / 3 sec acc. to IEC 60068-2-58
Resistance to Soldering Heat	260 °C / 10 sec acc. to IEC 60068-2-58
Moisture Sensitivity Level	MSL 1, J-STD-020
Moisture Resistance Test	MIL-STD-202, Method 106 (acc. to EIA/IS-722, Test 4.4.3)
Operational Life	1000h @ 0.60 x In @ 70 °C (acc. to EIA/IS-722, Test 4.4.1)
Mechanical Shock	MIL-STD-202, Method 213 Condition A
Resistance to Solvents	MIL-STD-202, Method 215 (EIA-722, 4.11)
Terminal Strength	(Deflection of board 1 mm for 1 minute) (acc. to EIA/IS-722, Test 4.5.5)

Approvals and Compliances

Detailed information on product approvals, code requirements, usage instructions and detailed test conditions can be looked up in [Details about Approvals](#)

SCHURTER products are designed for use in industrial environments. They have approvals from independent testing bodies according to national and international standards. Products with specific characteristics and requirements such as required in the automotive sector according to IATF 16949, medical technology according to ISO 13485 or in the aerospace industry can be offered exclusively with customer-specific, individual agreements by SCHURTER.

Approvals

The approval mark is used by the testing authorities to certify compliance with the safety requirements placed on electronic products.
 Approval Reference Type: UMT-H

Approval Logo	Certificates	Certification Body	Description
	VDE Approvals	VDE	VDE Certificate Number: 40039476
	UL Approvals	UL	UR File Number: E41599
	CQC Approvals	CQC	CQC Certificate Number: CQC20012265448

Product standards

Product standards that are referenced

Organization	Design	Standard	Description
	Designed according to	IEC 60127-7	Miniature fuses - Part 7: Miniature fuse-links for special applications
	Designed according to	UL 248-14	Low voltage fuses - Part 14: Supplemental fuses

Application standards

Application standards where the product can be used

Organization	Design	Standard	Description
	Suitable for applications acc.	IEC/UL 62368-1	Audio/video, information and communication technology equipment - Part 1: Safety requirements

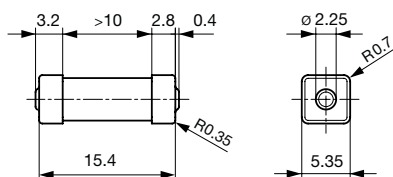
Compliances

The product complies with following Guide Lines

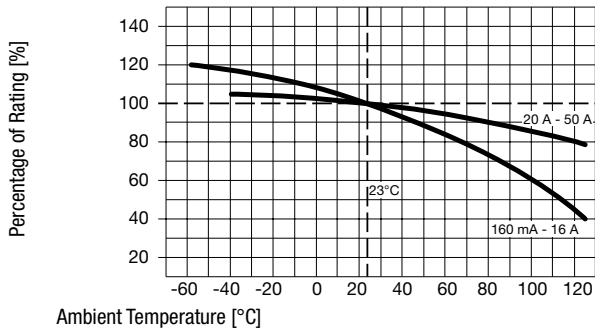
Identification	Details	Initiator	Description
	CE declaration of conformity	SCHURTER AG	The CE marking declares that the product complies with the applicable requirements laid down in the harmonisation of Community legislation on its affixing in accordance with EU Regulation 765/2008.
	UKCA declaration of conformity	SCHURTER AG	The UKCA marking declares that the product complies with the applicable requirements laid down in the British Amendment of Regulation (EC) 765/2008.
	RoHS	SCHURTER AG	Directive RoHS 2011/65/EU, Amendment (EU) 2015/863
	China RoHS	SCHURTER AG	The law SJ / T 11363-2006 (China RoHS) has been in force since 1 March 2007. It is similar to the EU directive RoHS.
	Halogen Free	SCHURTER AG	SCHURTER strives to offer our customers halogen free products.
	REACH	SCHURTER AG	On 1 June 2007, Regulation (EC) No 1907/2006 on the Registration, Evaluation, Authorization and Restriction of Chemicals 1 (abbreviated as "REACH") entered into force.
	Automotive	SCHURTER AG	AEC-Q200 is a test standard for passive components used in automotive applications. SCHURTER tests components according to the customer's agreement and is certified according to IATF 16949.

Dimension [mm]

Soldering pads



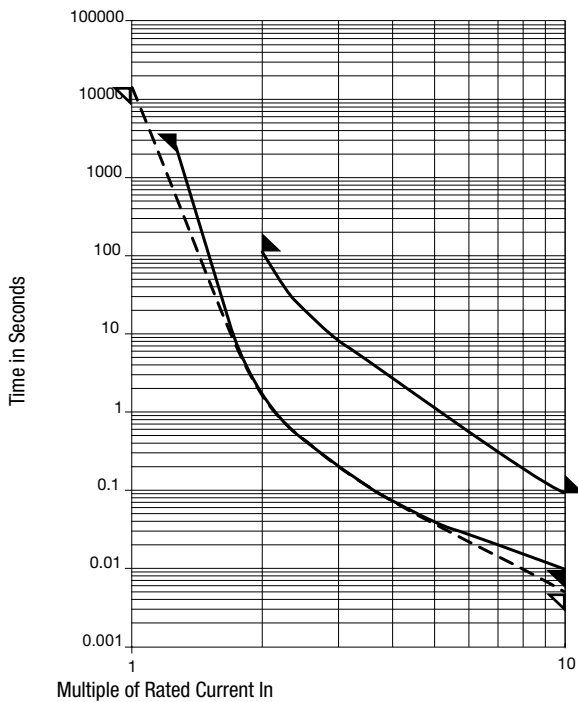
Derating Curves



Pre-Arcing Time


Rated Current I_n	1.0 x I_n min.	1.25 x I_n min.	2.0 x I_n max.	2.5 x I_n max.	10.0 x I_n min.	10.0 x I_n max.
0.160 A - 12.5 A	-	60 min	120 s	-	10 ms	100 ms
16 A	4 h	-	120 s	-	10 ms	100 ms
20 A - 50 A	4 h	-	-	120 s	5 ms	100 ms

Time-Current-Curves



All Variants

Rated Current [A]	Rated Voltage [VAC]	Rated Voltage [VDC]	Breaking Capacity	Voltage Drop 1.0 I_n typ. [mV]	Power Dissipation 1.25 I_n typ. [mW]	Melting I^2t 10.0 I_n typ. [A ² s]		Order Number
0.16	277	250	1)	1680	410	0.055	● ●	3403.0266.11
0.16	277	250	1)	1680	410	0.055	● ●	3403.0266.23
0.2	277	250	1)	1330	425	0.09	● ●	3403.0267.11
0.2	277	250	1)	1330	425	0.09	● ●	3403.0267.23
0.25	277	250	1)	1120	450	0.15	● ●	3403.0268.11
0.25	277	250	1)	1120	450	0.15	● ●	3403.0268.23

Rated Current [A]	Rated Voltage [VAC]	Rated Voltage [VDC]	Breaking Capacity	Voltage Drop 1.0 I _n typ. [mV]	Power Dissipation 1.25 I _n typ. [mW]	Melting I ² t 10.0 I _n typ. [A ² s]				Order Number
0.315	277	250	1)	880	460	0.24	●	●		3403.0269.11
0.315	277	250	1)	880	460	0.24	●	●		3403.0269.23
0.4	277	250	1)	810	520	0.44	●	●		3403.0270.11
0.4	277	250	1)	810	520	0.44	●	●		3403.0270.23
0.5	277	250	1)	710	550	0.62	●	●		3403.0271.11
0.5	277	250	1)	710	550	0.62	●	●		3403.0271.23
0.63	277	250	1)	530	570	1.28	●	●		3403.0272.11
0.63	277	250	1)	530	570	1.28	●	●		3403.0272.23
0.8	277	250	1)	450	610	2.2	●	●		3403.0273.11
0.8	277	250	1)	450	610	2.2	●	●		3403.0273.23
1	277	250	1)	420	710	3.6	●	●		3403.0274.11
1	277	250	1)	420	710	3.6	●	●		3403.0274.23
1.25	277	250	1)	330	735	4.05	●	●		3403.0275.11
1.25	277	250	1)	330	735	4.05	●	●		3403.0275.23
1.6	277	250	1)	270	810	4.66	●	●		3403.0276.11
1.6	277	250	1)	270	810	4.66	●	●		3403.0276.23
2	277	250	1)	230	850	9.6	●	●		3403.0277.11
2	277	250	1)	230	850	9.6	●	●		3403.0277.23
2.5	277	125	2)	205	940	24	●	●	●	3403.0278.11
2.5	277	125	2)	205	940	24	●	●	●	3403.0278.23
3.15	277	125	2)	175	990	39	●	●	●	3403.0279.11
3.15	277	125	2)	175	990	39	●	●	●	3403.0279.23
4	277	125	2)	140	1015	52	●	●	●	3403.0280.11
4	277	125	2)	140	1015	52	●	●	●	3403.0280.23
5	277	125	2)	115	1055	100	●	●		3403.0281.11
5	277	125	2)	115	1055	100	●	●		3403.0281.23
6.3	277	125	2)	105	1280	190	●	●		3403.0282.11
6.3	277	125	2)	105	1280	190	●	●		3403.0282.23
8	250	125	3)	79	1250	95	●	●		3403.0283.11
8	250	125	3)	79	1250	95	●	●		3403.0283.23
10	250	125	3)	73	1220	180	●	●		3403.0284.11
10	250	125	3)	73	1220	180	●	●		3403.0284.23
12.5	250	125	4)	63	1490	340	●	●		3403.0285.11
12.5	250	125	4)	63	1490	340	●	●		3403.0285.23
16	250	125	5)	65	-	650	●	●		3403.0286.11
16	250	125	5)	65	-	650	●	●		3403.0286.23
20	125	72	6)	76	-	445		●		3403.0287.11
20	125	72	6)	76	-	445		●		3403.0287.23
25	125	72	6)	64	-	1170		●		3403.0288.11
25	125	72	6)	64	-	1170		●		3403.0288.23
30	125	72	6)	64	-	1650		●		3403.0289.11
30	125	72	6)	64	-	1650		●		3403.0289.23
40	125	72	7)	61	-	3620		●		3403.0290.11
40	125	72	7)	61	-	3620		●		3403.0290.23
50	125	72	7)	61	-	6980		●		3403.0291.11
50	125	72	7)	61	-	6980		●		3403.0291.23

Most Popular.

Availability for all products can be searched real-time: <https://www.schurter.com/en/info-center/support-tools/stock-check-distributors>

- 1) UL = 1500 A @ 277 VAC, resistive / 1500 A @ 250 VDC
- 1) IEC = 1500 A @ 250 VAC, resistive / 1500 A @ 250 VDC
- 2) UL = 1500 A @ 277 VAC, resistive / 1500 A @ 125 VDC
- 2) IEC = 1500 A @ 250 VAC, resistive / 1500 A @ 125 VDC

Rated Current [A]	Rated Voltage [VAC]	Rated Voltage [VDC]	Breaking Capacity	Voltage Drop 1.0 I _n typ. [mV]	Power Dissipation 1.25 I _n typ. [mW]	Melting I²t 10.0 I _n typ. [A²s]	Order Number
3) UL = 1500 A @ 250 VAC, resistive / 1500 A @ 125 VDC							
3) IEC = 1500 A @ 250 VAC, resistive / 1500 A @ 125 VDC							
4) UL = 1000 A @ 250 VAC, resistive / 1000 A @ 125 VDC							
4) IEC = 1000 A @ 250 VAC, resistive / 1000 A @ 125 VDC							
5) UL = 500 A @ 250 VAC, resistive / 500 A @ 125 VDC							
5) IEC = 500 A @ 250 VAC, resistive / 500 A @ 125 VDC							
6) UL = 100 A @ 250 VAC, resistive / 500 A @ 125 VAC, resistive / 500 A @ 72 VDC							
7) UL = 500 A @ 125 VAC, resistive / 500 A @ 72 VDC							



All measurements are carried out on a test board according to IEC 60127 with the following tracks:

- 125 mA to 5 A: Track width 5.0 mm, Cu layer 35 µm
- 6.3 A to 8 A: Track width 7.5 mm, Cu layer 70 µm
- 10 A, 12.5 A: Track width 7.5 mm, Cu layer 140 µm
- 16 A, 20 A: Track width 10 mm, Cu layer 140 µm
- 25 A: Track width 15 mm, Cu layer 140 µm
- 30 A to 50 A: Track width 20 mm, Cu layer 210 µm

Packaging Unit	.xx = .11	100 pcs in ESD-plastic bag
acc. IEC 60286-3 Type 2a	.xx = .23	1500 pcs. in tape [W: 24mm and P1: 8mm] on reel [A: 33cm]

Looking for pricing, stock, or lifecycle information?

Click below to explore more details on WIN SOURCE:

-  [View 3403.0283.23 on WIN SOURCE](#)
-  [Schurter Inc. Information](#)

Optimize Your Supply Chain with WIN SOURCE Solutions

-  Global Sourcing Solution
-  Obsolete Management
-  Cost Control Management
-  Shortage Management
-  Alternative Solution
-  Excess Inventory Management